




# Group Transit Asset Management Plan



## Self-Certification

The Michigan Department of Transportation (MDOT) hereby certifies that 82 rural transit agencies operated throughout the State of Michigan are open to the public and receive federal financial assistance under 49 U.S.C. Chapter 53. This transit asset management plan contains an inventory of all the equipment operated by those 82 agencies identified as being used for public transportation. The plan contains the required elements and is available for review as part of oversight by the Federal Transit Administration (FTA).

The accountable official for this plan is as follows:

Andy Brush, Transportation Services Section Manager  
Office of Passenger Transportation  
Michigan Department of Transportation  
425 West Ottawa Street  
Lansing, Michigan 48909  
517-256-7620

## Contents

<b>Self-Certification</b> .....	1
<b>Introduction and Background</b> .....	3
<b>Michigan Capital Asset Inventory</b> .....	5
Condition Assessment.....	5
<b>Performance Targets and Measures</b> .....	7
<b>Decision Support</b> .....	11
Investment Prioritization .....	11
Decision Support Tools .....	12
<b>Appendix A: MDOT Facility Asset Inventory Register</b> .....	15
<b>Appendix B: All Agencies, Highest Priority Investment Projects (Assets Earning a Score 80 or Above)*</b> .....	210
<b>Appendix C: Facility and Vehicle Assets with a Priority Score of 80 and Above and a Condition Rating of 2.5 and Under by Transit Agency (2023)</b> .....	211
<b>Appendix D: All Agencies, Investment Expenditures by Vehicle Fleet Type Next 10 Years (2022 Dollars)</b> .....	216
<b>Appendix E: All Agencies, SGR Next 10 Years (2022 Dollars)</b> .....	217
<b>Appendix F: All Agencies, Percent Replaceable Assets Per Category Exceeding Useful Life Next 10 Years</b> .....	218

## Tables

Table 1: Asset Value by Category .....	5
Table 2: FTA TERM-Lite Asset Condition Rating .....	5
Table 3: Asset Condition by Category .....	6
Table 4: MDOT’S 2022 State of Good Repair (SGR) Targets (MDOT’s Section 5311 and 5310 Subrecipients* .....	7
Table 5: Highest Priority Vehicles to Replace in FY 2023.....	8

## Figures

Figure 1: ArcGIS Field Map Application .....	13
Figure 2: ArcGIS Interactive Map with Facility Locations.....	14

## Introduction and Background

Transit Asset Management (TAM) is a strategic and systematic process which enables public transit agencies to make informed decisions about maintaining their assets in a state of good repair (SGR). TAM accounts for the full lifecycle of assets used for public transportation service, from procurement through operations, and maintenance through final disposition. The requirements for TAM planning were originally described by the United States Congress in the Moving Ahead for Progress in the 21st Century Act (MAP-21) of 2012 and furthered by the Fixing America's Surface Transportation Act (FAST ACT) of 2015. The Federal Transit Administration (FTA) codified requirements for TAM in 49 U.S.C. §5326.

The Office of Passenger Transportation (OPT) administers Michigan Department of Transportation's (MDOT) passenger transportation programs, including local transit, intercity bus, marine passenger, and for-hire passenger regulation, to provide a safe and balanced statewide network of passenger transportation services to meet the social, safety, and economic well-being of the state. Throughout Michigan, there are 82 local public transit agencies connecting residents to their community. The following 61 rural public transit agencies, receiving 5310 and 5311 funding, were included in the plan:

- Adrian Dial-A-Ride
- Alger Transit Authority
- Allegan County Transportation
- Alma Transit Center
- Antrim County Transit
- Arenac Public Transit Authority
- Baraga/Houghton/Keweenaw CAA
- Barry County Transit
- Bay Area Transportation Authority
- Beaver Island Transportation Authority
- Belding Dial-A-Ride
- Benzie Transportation Authority
- Berrien County
- Big Rapids Dial-A-Ride
- Branch Area Transit Authority
- Cadillac/Wexford Transit Authority
- Cass County Transportation Authority
- Charlevoix County Public Transportation
- Cheboygan County COA
- Clare County Transit Corporation
- Clinton Area Transit System
- Community Action
- Crawford County Transportation Authority
- Delta Area Transit Authority
- Eastern U.P. Transportation Authority
- Eaton County Transportation Authority
- Friendship Center of Emmet County
- Gladwin City/County Transit
- Gogebic County Transit
- Greater Lapeer Transportation Authority
- Greenville Transit
- Hancock City Transit
- Hillsdale Dial-A-Ride
- Houghton Motor Transit Line
- Huron Transit Corporation
- Interurban Transit Authority
- Ionia-Dial-A-Ride
- Iosco Transit Corporation
- Isabella County Transportation Commission
- Kalkaska Public Transit Authority
- Key Opportunities
- Ludington Mass Transportation Authority
- Manistee County Transportation
- Marquette County Transit Authority
- City of Marshall
- Mecosta Osceola Transit Authority
- Ogemaw County Public Transportation
- Ontonagon County Public Transit
- Oscoda County Area Transit Specialists
- Otsego County Bus System
- Peoples Express
- Pioneer Resources Muskegon
- Presque Isle County COA
- Roscommon County Transportation Authority
- Sanilac Transit Authority Regional Services
- Schoolcraft County Transit Authority
- Shiawassee Area Transportation Agency

- St. Joseph County Transportation Authority
- Thunder Bay Transportation Authority
- Van Buren Public Transit
- Yates Township

The National TAM System has specific elements outlined in 49 U.S.C. §5326. It established requirements for FTA to define what “state of good repair” means for transit agencies, to establish performance measures based on its definition of SGR, and to provide technical assistance to transit providers affected by the new requirements. The system also established requirements for recipients of FTA grants, including the requirement to establish annual performance targets based on the FTA’s performance measures. Recipients are required to provide an inventory of their assets, conditions assessments of those assets, and their performance targets to the FTA.



## Michigan Capital Asset Inventory

*\*The data in the following sections, as well as Appendices B – F, reflect data collected as of September 2022. Agencies have since responded to the plan and changes have been made in response. Appendix A, containing a complete catalog of assets, reflects all changes made after September 2022.*

MDOT’s Tier II asset inventory consists of 55,368 unique assets, having a value of approximately \$5.1 billion, with an average age of 15.5 years. Table 1, below, exhibits a summary of the asset inventory. See Appendix A for a complete catalog of MDOT’s facility asset inventory.

Table 1: Asset Value by Category

Categories	Number of Unique Assets	Percent of Total Assets	Valuation	Percent of Total Asset Value
Facilities	54,013	97.55%	\$4,831,968,090.06	94.60%
Systems	96	0.17%	\$9,470,818.70	0.19%
Rolling Stock (Vehicles)	1,259	2.27%	\$266,392,793.91	5.22%
<b>Total</b>	<b>55,368</b>	<b>100%</b>	<b>\$5,107,831,702.67</b>	<b>100%</b>

### Condition Assessment

Using the FTA’s Transit Economic Requirements Model (TERM-Lite), age-based condition assessments of each asset recorded were calculated (Table 2). The overall average condition assessment rating was 3.57 (Table 3). See Appendix A for MDOT’s facilities’ assets conditions. See Appendix B for all facility assets with condition ratings of 2.5 or below.

Table 2: FTA TERM-Lite Asset Condition Rating

Condition	FTA Rating	Description
<b>Excellent</b>	5	<ul style="list-style-type: none"> <li>• New Asset</li> <li>• No visible defects</li> </ul>
<b>Good</b>	4	<ul style="list-style-type: none"> <li>• Asset showing minimal signs of wear</li> <li>• Some (slightly) defective or deteriorated component(s)</li> </ul>
<b>Adequate</b>	3	<ul style="list-style-type: none"> <li>• Asset has reached mid-life (3.5)</li> <li>• Some defective or deteriorated component(s)</li> </ul>
<b>Marginal</b>	2	<ul style="list-style-type: none"> <li>• Asset reaching or just past the end of useful life (2.5 to 2.75)</li> <li>• Increasing number of defective or deteriorated component(s) and increasing maintenance needs</li> </ul>

<b>Worn</b>	1	<ul style="list-style-type: none"> <li>Asset is past useful life and in need of immediate repair or replacement</li> <li>May have critically damaged components</li> </ul>
-------------	---	--

Table 3: Asset Condition by Category

Asset Types	Average Condition
<b>Rolling Stock (Vehicles)</b>	<b>4.06</b>
Revenue Vehicles	4.22
<i>Bus</i>	3.52
<i>Ferry Boat</i>	3.30
<i>Trolleybus</i>	4.57
<i>Vans, Cutaways, and Autos</i>	4.64
Non-Revenue Vehicles	1.95
<i>Car</i>	1.86
<i>Special (Wreckers and Plows)</i>	2.36
<i>Truck</i>	1.98
<b>Systems</b>	<b>2.18</b>
Communications; ITS; Revenue Collection	2.18
<b>Facilities</b>	<b>3.39</b>
Buildings	3.64
Equipment	2.28
Storage Yard	3.91
<b>Average Condition Rating</b>	<b>3.57</b>

## Performance Targets and Measures

MDOT and agencies representing the Tier II transit providers will collaborate to ensure the successful tracking and maintenance of transit assets. Based on current asset conditions, investment prioritization, and planned capital projects, Michigan has established the following objectives:

1. Maintain the average condition of facilities at a minimum rating of 3.5 on the TERM scale by the end of FY 2030.
2. Maintain the rural vehicle fleet at a target of under 20% past their useful life benchmark.
3. Annually, increase and maintain the percentage of assets with FTA condition ratings above 3 on the TERM scale.

Further, MDOT and the relevant Tier II providers will continue to collaborate to enhance the quality and quantity of transit information available for each identified asset. Table 4 presents MDOT's performance targets and measures.

Table 4: MDOT's 2022 State of Good Repair (SGR) Targets (MDOT's Section 5311 and 5310 Subrecipients)\*

Asset Category	Current Condition	2022 Targets	Goals
<b>Rolling Stock (Vehicles)</b>			
Revenue Vehicles			
<i>Autos/SUV</i>	15% past ULB	Not more than 10% will exceed ULB of 7 years	Not more than 20% of each agency's fleet will exceed ULB
<i>Vans</i>	16% past ULB	Not more than 10% will exceed ULB of 7 years	Not more than 20% of each agency's fleet will exceed ULB
<i>Cutaways</i>	7% past ULB	Not more than 10% will exceed ULB of 10 years	Not more than 20% of each agency's fleet will exceed ULB
<i>Bus (Med-Duty)</i>	16% past ULB	Not more than 15% will exceed ULB of 10 years	Not more than 20% of each agency's fleet will exceed ULB
<i>Bus (Med-Heavy Duty &amp; Large)</i>	5% past ULB	Not more than 15% will exceed ULB of 14 years	Not more than 20% of each agency's fleet will exceed ULB
<i>Ferry Boat</i>	20% past ULB	Not more than 40% will exceed ULB of 42 years	Not more than 50% of each agency's fleet will exceed ULB
Non-Revenue Vehicles			
<i>Service Vehicles</i>	71% past ULB	50% may exceed ULB of 7 years	Not more than 50% of each agency's fleet will exceed ULB
<i>Admin Vehicles</i>	72% past ULB	100% may exceed ULB of 7 years	Local decision (MDOT does not set a goal or provide funding)



Asset Category	Current Condition	2022 Targets	Goals
<b>Equipment</b>			
<i>Equipment Over \$50,000</i>	47% past ULB	Not more than 50% will exceed ULB (varies)	Not more than 50% of each agency's equipment inventory will exceed ULB
<b>Facilities</b>			
<i>Statewide Facility Assets</i>	3% past ULB	Not more than 5% will exceed ULB (assessment rating less than 3)	Not more than 50% will receive a rating of 3 or lower

\*Percent of assets that have reached or exceeded their useful life benchmark.

## Investment Needs

Investment needs are scored out of 100 points, with prioritization determined by asset conditions, reliability, safety and security, and the cost of operations and maintenance. Assets earning the highest score have the greatest reinvestment priority. Based on the previously set 2022 targets, see the tables below for the highest priorities for capital projects, by category, relative to state of good repair over the next five years. The vehicles listed below are derived from the data inputs used in the TERM-Lite model. The vehicles listed below are only the top priority vehicles to replace in FY 2023. See Appendix B for prioritization of all MDOT's asset investment needs for the next five years.

Table 5: Highest Priority Vehicles to Replace in FY 2023

Transit System	Asset ID	Sub-Category	Element	Date Built	Priority Score	2023 Condition
Manistee County Transportation, Inc.	3205	Revenue Vehicles	Vans, Cutaways and Autos	2001	83.73	1.86
Schoolcraft County Transit Authority	3309	Revenue Vehicles	Vans, Cutaways and Autos	2012	83.73	1.86
Clinton Area Transit System	4001	Non-Revenue Vehicles	Truck	2010	83.26	1.17
Houghton Motor Transit Line	3947	Non-Revenue Vehicles	Truck	2010	83.26	1.17
Cadillac/Wexford Transit Authority	3777	Non-Revenue Vehicles	Special	2007	83.12	1.17
Otsego County Bus System	3999	Non-Revenue Vehicles	Truck	2007	83.12	1.17

Transit System	Asset ID	Sub-Category	Element	Date Built	Priority Score	2023 Condition
Branch Area Transit Authority	3962	Non-Revenue Vehicles	Car	2004	83.03	1.18
Bay Area Transportation Authority	3342	Revenue Vehicles	Vans, Cutaways and Autos	2008	82.55	1.92
Cadillac/Wexford Transit Authority	3814	Revenue Vehicles	Vans, Cutaways and Autos	2002	82.55	1.92
Cadillac/Wexford Transit Authority	3815	Revenue Vehicles	Vans, Cutaways and Autos	2002	82.55	1.92
Huron Transit Corporation	3484	Revenue Vehicles	Vans, Cutaways and Autos	2008	82.55	1.92
Ludington Mass Transportation Authority	3552	Revenue Vehicles	Vans, Cutaways and Autos	2008	82.55	1.92
Barry County Transit	4000	Non-Revenue Vehicles	Car	2011	82.50	1.21
Bay Area Transportation Authority	3984	Non-Revenue Vehicles	Truck	2011	82.50	1.21
Berrien County	4014	Non-Revenue Vehicles	Truck	2011	82.50	1.21
Delta Area Transit Authority	3980	Non-Revenue Vehicles	Truck	2008	82.50	1.21
Roscommon County Transportation Authority	3957	Non-Revenue Vehicles	Truck	2008	82.50	1.21
Greater Lapeer Transportation Authority	3965	Non-Revenue Vehicles	Car	2009	81.74	1.26
Yates Township	4018	Non-Revenue Vehicles	Car	2012	81.53	1.27
Antrim County Transportation	3221	Revenue Vehicles	Vans, Cutaways and Autos	2013	81.28	1.99
Bay Area Transportation Authority	3214	Revenue Vehicles	Vans, Cutaways and Autos	2013	81.28	1.99
Clare County Transit Corporation	3250	Revenue Vehicles	Vans, Cutaways and Autos	2013	81.28	1.99

Transit System	Asset ID	Sub-Category	Element	Date Built	Priority Score	2023 Condition
Clinton Area Transit System	3217	Revenue Vehicles	Vans, Cutaways and Autos	2013	81.28	1.99
Pioneer Resources - Muskegon	3298	Revenue Vehicles	Vans, Cutaways and Autos	2013	81.28	1.99
Gladwin City/County Transit	3452	Revenue Vehicles	Vans, Cutaways and Autos	2009	80.75	2.01
Gladwin City/County Transit	3453	Revenue Vehicles	Vans, Cutaways and Autos	2009	80.75	2.01
Gladwin City/County Transit	3454	Revenue Vehicles	Vans, Cutaways and Autos	2009	80.75	2.01
Iosco Transit Corporation	3515	Revenue Vehicles	Vans, Cutaways and Autos	2009	80.75	2.01
Peoples Express	3102	Revenue Vehicles	Bus	2009	80.75	2.01
Peoples Express	3103	Revenue Vehicles	Bus	2009	80.75	2.01
Sanilac Transportation Corporation	3650	Revenue Vehicles	Vans, Cutaways and Autos	2009	80.75	2.01
Sanilac Transportation Corporation	3651	Revenue Vehicles	Vans, Cutaways and Autos	2009	80.75	2.01
Sanilac Transportation Corporation	3652	Revenue Vehicles	Vans, Cutaways and Autos	2009	80.75	2.01
Thunder Bay Transportation Authority	3668	Revenue Vehicles	Vans, Cutaways and Autos	2009	80.75	2.01
Thunder Bay Transportation Authority	3669	Revenue Vehicles	Vans, Cutaways and Autos	2009	80.75	2.01
Thunder Bay Transportation Authority	3670	Revenue Vehicles	Vans, Cutaways and Autos	2009	80.75	2.01
Antrim County Transportation	3955	Non-Revenue Vehicles	Truck	2003	80.28	1.34
Clare County Transit Corporation	4010	Non-Revenue Vehicles	Truck	2008	80.28	1.34

Transit System	Asset ID	Sub-Category	Element	Date Built	Priority Score	2023 Condition
Huron Transit Corporation	3994	Non-Revenue Vehicles	Car	2013	80.28	1.34
Shiawassee Area Transportation Agency	3964	Non-Revenue Vehicles	Car	2013	80.28	1.34

The top vehicle assets for replacement were identified by TERM-lite. Vehicle Categories are based on the FY 2022 raw vehicle data provided by the transit agencies.

Overall 5-Year Highest Priority of Revenue Vehicles:

- Medium-Duty Bus
- Light-Duty Vans
- Buses (< 30 feet)
- Auto/SUV subcategories

Overall 5-Year Secondary Priority of Non-Revenue/Service Vehicles:

- Trucks
- Cars

See Appendix C for facility and vehicle assets that earned a prioritization score of 80 or above and have a condition rating of 2.5 or below in 2023. The top five assets with the highest priority score and lowest condition score are listed below.

- Revenue Vehicles – Heavy-Duty Vans
- Revenue Vehicles – Light-Duty Vans
- Non-Revenue Vehicles – Trucks
- Systems – Communications – Safety and Security – CCTV
- Non-Revenue Vehicles – Special Vehicles (Wreckers and Plows)

See Appendix D for vehicle expenditures by vehicle fleet type for the next ten years.

## Decision Support

### Investment Prioritization

Within MDOT’s Office of Passenger Transportation (OPT), investment prioritization occurs annually as part of the capital budgeting process. Decision support tools are utilized to identify assets which should be included in projects to support improvement in the respective regions. Projects are developed based on available funding from federal and state funding sources.

Asset management is a continuous process. OPT will continue to collaborate with their subrecipients to ensure the following:

1. The asset inventory is updated periodically (at least annually), and the quality of the data is continuously enhanced.
2. Life-cycle costs of assets are shared including the acquisition, annual capital maintenance, and replacement costs.

3. The condition of assets is evaluated and reported periodically (at least annually) either through inspections or through age-based condition assessments using TERM-Lite.
4. Assets are actively managed to ensure routine proactive maintenance is planned and executed in addition to unexpected reactive repairs and services.
5. Annual capital planning processes continue to reflect the needs of the assets recorded based on the objectives and performance measures outlined in the TAM plan.

MDOT will evaluate its progress towards the objectives outlined in this plan annually and will continue to discuss strategies to accomplish those objectives during meetings with their subrecipients.

### Decision Support Tools

This TAM plan is an update to the 2019 published plan and was developed following the recommendations of Transit Cooperative Research Program (TCRP) Report 172, *Guidance for Developing a Transit Asset Management Plan*. MDOT utilized a consultant to conduct independent condition assessments of each of the transit agencies' assets. The consultant, through collaboration with MDOT, conducted research to fill-in missing data and develop the asset information into a detailed inventory, including FTA asset category, cost estimates, and agency useful life.

The newly developed asset inventory was processed using a state and local version of FTA's TERM-Lite. TERM-Lite enabled the calculation of asset values in 2022 dollars. The outputs from TERM-Lite were used to determine the state of good repair (SGR) backlog for each asset category and became the basis for discussions about investment scenarios and performance targets. See Appendix E for an overview of the MDOT's Tier II agencies' SGR, per year, over the next ten years. See Appendix F for the percent of assets exceeding their useful life benchmark (ULB), per year, over the next ten years.

A workshop was conducted with key participants from MDOT Central Office to review the condition of existing assessments, discuss investment priorities, and establish performance targets. The workshop was attended by MDOT executives responsible for transit as well as the consultant who assisted in the development of the inventory. The workshop fulfilled Step 3 of the TAM plan development process.

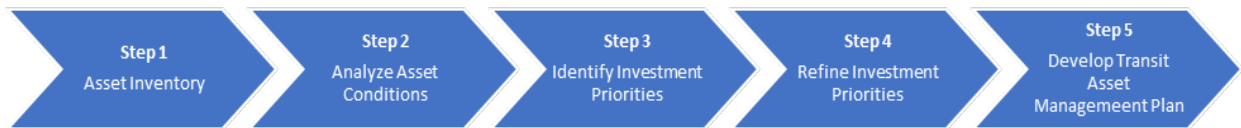
The planning process culminated with the refinement of investment priorities and the drafting of this plan. The refinement of investment priorities was an iterative process resulting from conversations about the impact of potential capital projects and their potential to achieve the desired performance targets. This plan documents the results of that iterative process. MPOs will be given a copy of the plan and an opportunity to provide input. Their feedback will be incorporated.

According to the Federal Transit Administration, a TAM plan is a tool that will aid state departments and transit providers in:

1. Assessing the current condition of its capital assets
2. Determining what the condition and performance of its assets should be (if they are not already in a state of good repair)

3. Identifying the unacceptable risks, including safety risks, in continuing to use an asset that is not in a state of good repair
4. Deciding how to best balance and prioritize anticipated funds (revenues from all sources) towards improving asset condition and achieving a sufficient level of performance within those means

TAM plans must include at a minimum an asset inventory, condition assessments of inventoried assets, and a prioritized list of investments to improve the state of good repair of capital assets.



To streamline the statewide data collection effort, the consultant team developed a method to collect data in the field for each facility’s array of assets using ArcGIS Online mapping tools and Esri’s Field Maps application (Figure 1). Field Maps allows the user to gather geographic data using a smartphone or tablet by connecting to an editable ArcGIS Online interactive map (Figure 2), with the ability to also utilize an offline mode which was necessary for many rural locations.

Figure 1: ArcGIS Field Maps Application

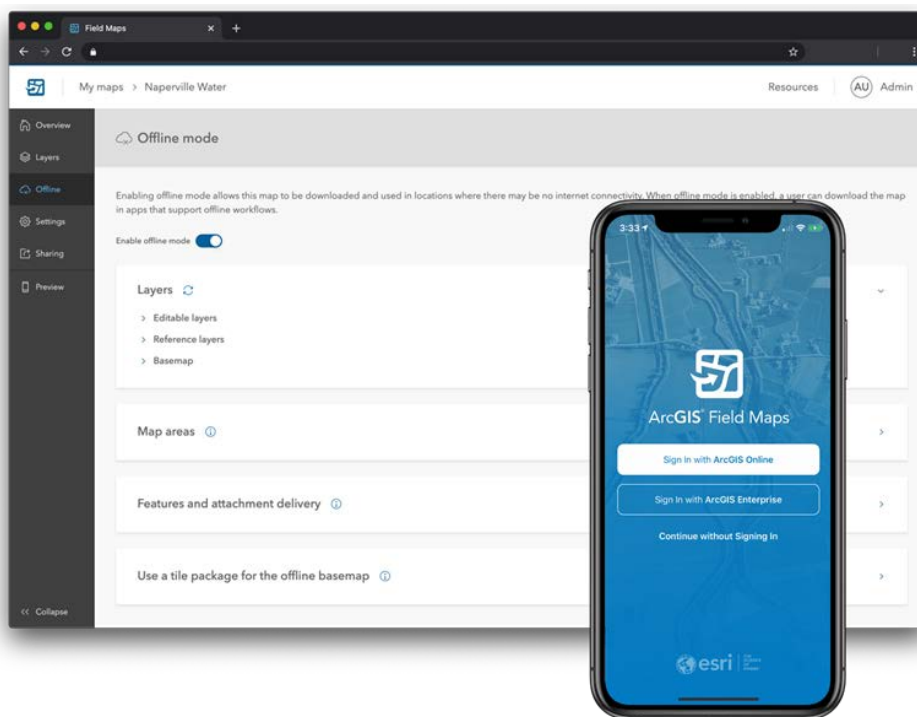
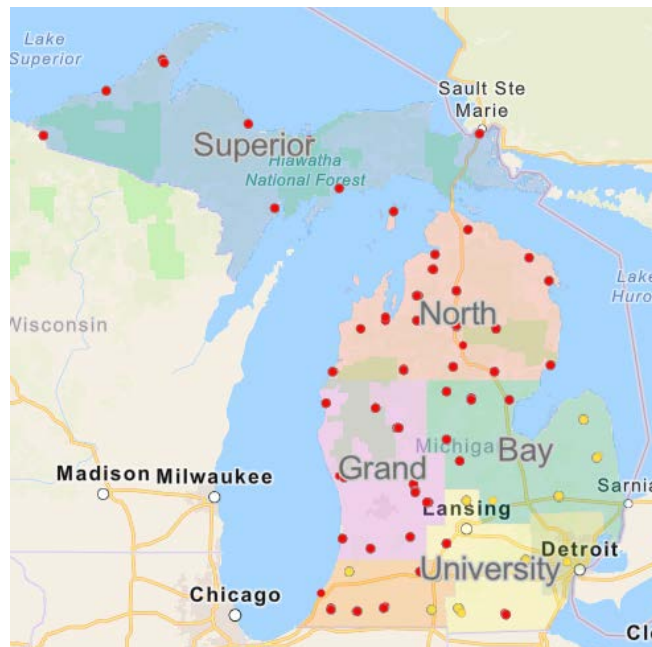




Figure 2: ArcGIS Interactive Map with Facility Locations



At each facility, assets were recorded by adding new points to the map and filling in observed and gathered information, including image attachments, for various asset descriptors in real-time during field visits. The asset descriptors, or columns describing the necessary information to collect, were set up to mirror inputs found in FTA's TERM-Lite inventory. This standardized approach allowed for a more streamlined process in cleaning and preparing the data for input into TERM-Lite. Information was gathered from site visits for facility assets and vehicles.

### Appendix A: MDOT Facility Asset Inventory Register

Asset Category	Sub-Category	Asset Class	Asset Name	Quantity	Units	Transit System	Year Acquired	Replacement Value	Useful Life Benchmark	At or Past Useful Life Benchmark
Facilities	Buildings	-	-	1	EA	Benzie Transportation Authority	2011	\$3,300.00	40	No
Facilities	Buildings	-	-	1	EA	Cadillac/Wexford Transit Authority	1995	\$3,300.00	40	No
Facilities	Buildings	-	-	1	EA	Cadillac/Wexford Transit Authority	1995	\$3,300.00	40	No
Facilities	Buildings	-	-	1	EA	Cass County Transportation Authority	1977	\$3,300	40	No
Facilities	Buildings	-	-	1	EA	Cass County Transportation Authority	1977	\$3,300	40	No
Facilities	Buildings	-	-	220	SF	Eaton County Transportation Authority	1980	\$726,000.00	40	Yes
Facilities	Buildings	-	-	1	EA	Eaton County Transportation Authority	1980	\$3,300.00	40	Yes
Facilities	Buildings	-	-	1	EA	Kalkaska - Public Transit Facility	2021	\$3,300.00	40	No
Facilities	Buildings	-	-	1	EA	Key Opportunities	1976	\$3,300.00	40	Yes
Facilities	Buildings	-	-	1	EA	Mecosta Osceola Transit Authority	1999	\$3,300.00	40	No
Facilities	Buildings	-	-	1	EA	Ogemaw County Public Transportation	1998	\$3,300.00	40	No
Facilities	Buildings	-	-	1	EA	Oscoda County Area Transit Specialists	2019	\$1,560.00	40	No
Facilities	Buildings	-	-	1	EA	Sanilac Transit Authority Regional Services	2008	\$3,300.00	40	No
Facilities	Buildings	-	-	1	EA	Shiawassee Area Transportation Agency	2004	\$36,000.00	60	No
Facilities	Buildings	Building Components	Access and Parking	8500	SF	Adrian Dial-a-ride	2008	\$45,900.00	60	No
Facilities	Buildings	Building Components	Access and Parking	3000	SF	Adrian Dial-A-Ride	2008	\$3,600,000.00	60	No
Facilities	Buildings	Building Components	Access and Parking	140	SF	Adrian Dial-a-ride	2008	\$756.00	60	No
Facilities	Buildings	Building Components	Access and Parking	48800	SF	Allegan County Transportation	2010	\$263,520.00	60	No
Facilities	Buildings	Building Components	Access and Parking	32767	SF	Alma Transit Center	2009	\$176,941.80	60	No
Facilities	Buildings	Building Components	Access and Parking	2100	SF	Alma Transit Center	2009	\$11,340.00	60	No
Facilities	Buildings	Building Components	Access and Parking	32767	SF	Alma Transit Center	2009	\$176,941.80	60	No
Facilities	Buildings	Building Components	Access and Parking	2100	SF	Alma Transit Center	2009	\$11,340.00	60	No
Facilities	Buildings	Building Components	Access and Parking	120	SF	Alma Transit Center	2009	\$1,296.00	60	No
Facilities	Buildings	Building Components	Access and Parking	6000	SF	Alger Transit Facility	2012	\$32,400.00	60	No

Asset Category	Sub-Category	Asset Class	Asset Name	Quantity	Units	Transit System	Year Acquired	Replacement Value	Useful Life Benchmark	At or Past Useful Life Benchmark
Facilities	Buildings	Building Components	Access and Parking	3750	SF	Alger Transit Facility	2012	\$20,250.00	60	No
Facilities	Buildings	Building Components	Access and Parking	15000	SF	Alger Transit Facility	1982	\$81,000.00	60	No
Facilities	Buildings	Building Components	Access and Parking	48000	SF	ALTRAN	2016	\$230,400.00	60	No
Facilities	Buildings	Building Components	Access and Parking	27582	SF	Antrim County Transit	2008	\$148,942.80	60	No
Facilities	Buildings	Building Components	Access and Parking	9	LF	Antrim County Transit	2007	\$97.20	60	No
Facilities	Buildings	Building Components	Access and Parking	24000	SF	Barry County Transit	1988	\$129,600.00	60	No
Facilities	Buildings	Building Components	Access and Parking	1	EA	Barry County Transit	1988	\$1,200.00	60	No
Facilities	Buildings	Building Components	Access and Parking	360	LF	Barry County Transit	1988	\$3,888.00	60	No
Facilities	Buildings	Building Components	Access and Parking	11250	SF	Barry County Transit	1988	\$121,500.00	60	No
Facilities	Buildings	Building Components	Access and Parking	171	LF	Beaver Island -- Dock	2001	\$1,846.80	60	No
Facilities	Buildings	Building Components	Access and Parking	30335	SF	Beaver Island -- Dock	2001	\$163,809.00	60	No
Facilities	Buildings	Building Components	Access and Parking	28000	SF	Beaver Island -- Dock	2001	\$151,200.00	60	No
Facilities	Buildings	Building Components	Access and Parking	1	EA	Beaver Island -- Dock	2012	\$1,920.00	60	No
Facilities	Buildings	Building Components	Access and Parking	170	SF	Beaver Island -- Dock	2001	\$326,400.00	60	No
Facilities	Buildings	Building Components	Access and Parking	275	SF	Beaver Island -- Dock	2001	\$2,970.00	60	No
Facilities	Buildings	Building Components	Access and Parking	300	LF	Belding Dial-A-Ride	1977	\$3,240.00	60	No
Facilities	Buildings	Building Components	Access and Parking	2508	SF	Belding Dial-A-Ride	1977	\$13,543.20	60	No
Facilities	Buildings	Building Components	Access and Parking	10113	SF	Belding Dial-A-Ride	1977	\$54,610.20	60	No
Facilities	Buildings	Building Components	Access and Parking	190	LF	Belding Dial-A-Ride	1977	\$2,052.00	60	No
Facilities	Buildings	Building Components	Access and Parking	190	LF	Belding Dial-A-Ride	1977	\$2,052.00	60	No
Facilities	Buildings	Building Components	Access and Parking	30000	SF	Benzie Transportation Authority	2011	\$162,000.00	60	No
Facilities	Buildings	Building Components	Access and Parking	30000	SF	Benzie Transportation Authority	2011	\$162,000.00	60	No

Asset Category	Sub-Category	Asset Class	Asset Name	Quantity	Units	Transit System	Year Acquired	Replacement Value	Useful Life Benchmark	At or Past Useful Life Benchmark
Facilities	Buildings	Building Components	Access and Parking	10000	SF	Benzie Transportation Authority	2011	\$48,000.00	60	No
Facilities	Buildings	Building Components	Access and Parking	33000	SF	Berrien County	1992	\$178,200.00	60	No
Facilities	Buildings	Building Components	Access and Parking	12600	SF	Big Rapids Dial A Ride	2003	\$60,480.00	60	No
Facilities	Buildings	Building Components	Access and Parking	4886	SF	Big Rapids Dial A Ride	2003	\$26,384.40	60	No
Facilities	Buildings	Building Components	Access and Parking	12	SF	Big Rapids Dial A Ride	2003	\$64.80	60	No
Facilities	Buildings	Building Components	Access and Parking	10113	SF	Branch Area Transit Authority	1997	\$54,610.20	60	No
Facilities	Buildings	Building Components	Access and Parking	170	LF	Branch Area Transit Authority	1992	\$1,836.00	60	No
Facilities	Buildings	Building Components	Access and Parking	287	LF	Branch Area Transit Authority	1997	\$2,972.17	60	No
Facilities	Buildings	Building Components	Access and Parking	2508	SF	Branch Area Transit Authority	1977	\$13,543.20	60	No
Facilities	Buildings	Building Components	Access and Parking	325	LF	Branch Area Transit Authority	1997	\$3,510.00	60	No
Facilities	Buildings	Building Components	Access and Parking	13510	SF	Cadillac/Wexford Transit Authority	1995	\$72,954.00	60	No
Facilities	Buildings	Building Components	Access and Parking	700	LF	Cadillac/Wexford Transit Authority	1995	\$7,560.00	60	No
Facilities	Buildings	Building Components	Access and Parking	20000	SF	Cadillac/Wexford Transit Authority	2010	\$108,000.00	60	No
Facilities	Buildings	Building Components	Access and Parking	121	LF	Cadillac/Wexford Transit Authority	2010	\$1,306.80	60	No
Facilities	Buildings	Building Components	Access and Parking	500	LF	Cass County Transportation Authority	1977	\$5,400.00	60	No
Facilities	Buildings	Building Components	Access and Parking	13510	SF	Cass County Transportation Authority	1995	\$72,954.00	60	No
Facilities	Buildings	Building Components	Access and Parking	31021	SF	Charlevoix County Public Transportation	1988	\$167,513.40	60	No
Facilities	Buildings	Building Components	Access and Parking	382	LF	Charlevoix County Public Transportation	1988	\$4,125.60	60	No
Facilities	Buildings	Building Components	Access and Parking	1	EA	Cheboygan County COA	1975	\$1,920.00	60	No
Facilities	Buildings	Building Components	Access and Parking	15000	SF	City of Hancock	2011	\$81,000.00	60	No
Facilities	Buildings	Building Components	Access and Parking	37643	SF	Clare County Transit Corporation	2012	\$203,272.20	60	No
Facilities	Buildings	Building Components	Access and Parking	17019	SF	Clare County Transit Corporation	2012	\$91,902.60	60	No



Asset Category	Sub-Category	Asset Class	Asset Name	Quantity	Units	Transit System	Year Acquired	Replacement Value	Useful Life Benchmark	At or Past Useful Life Benchmark
Facilities	Buildings	Building Components	Access and Parking	16000	SF	Clare County Transit Corporation	2012	\$86,400.00	60	No
Facilities	Buildings	Building Components	Access and Parking	37265	SF	Clinton Area Transit System	2016	\$201,231.00	60	No
Facilities	Buildings	Building Components	Access and Parking	5000	SF	Clinton Area Transit System	2021	\$27,000.00	60	No
Facilities	Buildings	Building Components	Access and Parking	1	EA	Clinton Area Transit System	2017	\$6,000.00	60	No
Facilities	Buildings	Building Components	Access and Parking	851	SF	Clinton Area Transit System	2017	\$9,190.80	60	No
Facilities	Buildings	Building Components	Access and Parking	18700	SF	Community Action	2019	\$100,980.00	60	No
Facilities	Buildings	Building Components	Access and Parking	24888	SF	Crawford County Transportation Authority	1988	\$134,395.20	60	No
Facilities	Buildings	Building Components	Access and Parking	3821	SF	Crawford County Transportation Authority	1988	\$20,633.40	60	No
Facilities	Buildings	Building Components	Access and Parking	131	LF	Crawford County Transportation Authority	1988	\$1,414.80	60	No
Facilities	Buildings	Building Components	Access and Parking	3900	SF	Eaton County Transportation Authority	1980	\$21,060.00	60	No
Facilities	Buildings	Building Components	Access and Parking	205	SF	Eaton County Transportation Authority	1980	\$2,214.00	60	No
Facilities	Buildings	Building Components	Access and Parking	48770	SF	Friendship Center of Emmet County	2005	\$263,358.00	60	No
Facilities	Buildings	Building Components	Access and Parking	17000	SF	Gladwin City/County Transit	1980	\$91,800.00	60	No
Facilities	Buildings	Building Components	Access and Parking	33	LF	Gladwin City/County Transit	1980	\$356.40	60	No
Facilities	Buildings	Building Components	Access and Parking	6	EA	Gogebic County Transit	1996	\$2,786.40	60	No
Facilities	Buildings	Building Components	Access and Parking	8375	SF	Gogebic County Transit	1996	\$45,225.00	60	No
Facilities	Buildings	Building Components	Access and Parking	1	EA	Gogebic County Transit	1996	\$8,239.74	60	No
Facilities	Buildings	Building Components	Access and Parking	72	LF	Gogebic County Transit	1996	\$388.80	60	No
Facilities	Buildings	Building Components	Access and Parking	14616	SF	Gogebic County Transit	1996	\$78,926.40	60	No
Facilities	Buildings	Building Components	Access and Parking	14418	SF	Gogebic County Transit	1996	\$77,857.20	60	No
Facilities	Buildings	Building Components	Access and Parking	158	LF	Gogebic County Transit	1996	\$853.20	60	No
Facilities	Buildings	Building Components	Access and Parking	56	LF	Gogebic County Transit	1996	\$302.40	60	No

Asset Category	Sub-Category	Asset Class	Asset Name	Quantity	Units	Transit System	Year Acquired	Replacement Value	Useful Life Benchmark	At or Past Useful Life Benchmark
Facilities	Buildings	Building Components	Access and Parking	82	LF	Gogebic County Transit	1996	\$442.80	60	No
Facilities	Buildings	Building Components	Access and Parking	3995	SF	Gogebic County Transit	1996	\$21,573.00	60	No
Facilities	Buildings	Building Components	Access and Parking	300	EA	Gogebic County Transit	1996	\$3,240.00	60	No
Facilities	Buildings	Building Components	Access and Parking	2	EA	Greater Lapeer Transportation Authority	2002	\$1,210.80	60	No
Facilities	Buildings	Building Components	Access and Parking	1	EA	Greater Lapeer Transportation Authority	2002	\$6,000.00	60	No
Facilities	Buildings	Building Components	Access and Parking	300	LF	Greater Lapeer Transportation Authority	2002	\$3,240.00	60	No
Facilities	Buildings	Building Components	Access and Parking	8000	SF	Greater Lapeer Transportation Authority	2002	\$43,200.00	60	No
Facilities	Buildings	Building Components	Access and Parking	7400	SF	Greater Lapeer Transportation Authority	2002	\$39,960.00	60	No
Facilities	Buildings	Building Components	Access and Parking	12920	SF	Greater Lapeer Transportation Authority	2002	\$69,768.00	60	No
Facilities	Buildings	Building Components	Access and Parking	6000	SF	Greater Lapeer Transportation Authority	2002	\$32,400.00	60	No
Facilities	Buildings	Building Components	Access and Parking	7400	SF	Greater Lapeer Transportation Authority	2002	\$39,960.00	60	No
Facilities	Buildings	Building Components	Access and Parking	12920	SF	Greater Lapeer Transportation Authority	2002	\$69,768.00	60	No
Facilities	Buildings	Building Components	Access and Parking	18700	SF	Greenville Transit	2019	\$100,980.00	60	No
Facilities	Buildings	Building Components	Access and Parking	11309	SF	Houghton - Bus garage	1982	\$61,068.60	60	No
Facilities	Buildings	Building Components	Access and Parking	1	EA	Huron Transit Corporation	1992	\$6,000.00	60	No
Facilities	Buildings	Building Components	Access and Parking	11630	SF	Huron Transit Corporation	1992	\$62,802.00	60	No
Facilities	Buildings	Building Components	Access and Parking	8590	SF	Huron Transit Corporation	1992	\$46,386.00	60	No
Facilities	Buildings	Building Components	Access and Parking	8980	SF	Huron Transit Corporation	1992	\$48,492.00	60	No
Facilities	Buildings	Building Components	Access and Parking	29470	SF	Huron Transit Corporation	1992	\$159,138.00	60	No
Facilities	Buildings	Building Components	Access and Parking	10920	SF	Huron Transit Corporation	1992	\$58,968.00	60	No
Facilities	Buildings	Building Components	Access and Parking	200	LF	Huron Transit Corporation	1992	\$2,160.00	60	No
Facilities	Buildings	Building Components	Access and Parking	11000	SF	Interurban Transit Authority	1990	\$59,400.00	60	No



Asset Category	Sub-Category	Asset Class	Asset Name	Quantity	Units	Transit System	Year Acquired	Replacement Value	Useful Life Benchmark	At or Past Useful Life Benchmark
Facilities	Buildings	Building Components	Access and Parking	17400	SF	Interurban Transit Authority	1990	\$93,960.00	60	No
Facilities	Buildings	Building Components	Access and Parking	12200	SF	Interurban Transit Authority	1990	\$65,880.00	60	No
Facilities	Buildings	Building Components	Access and Parking	27700	SF	Interurban Transit Authority	1990	\$149,580.00	60	No
Facilities	Buildings	Building Components	Access and Parking	1300	SF	Interurban Transit Authority	1990	\$14,040.00	60	No
Facilities	Buildings	Building Components	Access and Parking	19013	SF	Ionia Dial-A-Ride	2002	\$102,670.20	60	No
Facilities	Buildings	Building Components	Access and Parking	19013	SF	Ionia Dial-A-Ride	2002	\$102,670.20	60	No
Facilities	Buildings	Building Components	Access and Parking	910	LF	Ionia Dial-A-Ride	2002	\$9,828.00	60	No
Facilities	Buildings	Building Components	Access and Parking	19000	SF	Ionia-Dial-A-Ride	1989	\$102,600.00	60	No
Facilities	Buildings	Building Components	Access and Parking	744	LF	Ionia-Dial-A-Ride	1989	\$7,704.86	60	No
Facilities	Buildings	Building Components	Access and Parking	744	LF	Ionia-Dial-A-Ride	1989	\$8,035.20	60	No
Facilities	Buildings	Building Components	Access and Parking	1300	SF	Iosco Transit Corporation	1979	\$14,040.00	60	No
Facilities	Buildings	Building Components	Access and Parking	27700	SF	Iosco Transit Corporation	1979	\$149,580.00	60	No
Facilities	Buildings	Building Components	Access and Parking	6800	SF	Kalkaska - Public Transit Facility	2004	\$36,720.00	60	No
Facilities	Buildings	Building Components	Access and Parking	500	LF	Kalkaska - Public Transit Facility	2004	\$540,000.00	60	No
Facilities	Buildings	Building Components	Access and Parking	62	LF	Kalkaska Public Transit Authority	1998	\$669.60	60	No
Facilities	Buildings	Building Components	Access and Parking	16849	SF	Kalkaska Public Transit Authority	1998	\$90,984.60	60	No
Facilities	Buildings	Building Components	Access and Parking	6644	SF	Kalkaska Public Transit Authority	1998	\$35,877.60	60	No
Facilities	Buildings	Building Components	Access and Parking	3978	SF	Key Opportunities	1976	\$21,481.20	60	No
Facilities	Buildings	Building Components	Access and Parking	300	LF	Ludington Mass Transportation Authority	2004	\$3,240.00	60	No
Facilities	Buildings	Building Components	Access and Parking	10	EA	Ludington Mass Transportation Authority	2004	\$12,000.00	60	No
Facilities	Buildings	Building Components	Access and Parking	68000	SF	Ludington Mass Transportation Authority	2004	\$367,200.00	60	No
Facilities	Buildings	Building Components	Access and Parking	6487	SF	Manistee County Transportation	1984	\$35,029.80	60	No

Asset Category	Sub-Category	Asset Class	Asset Name	Quantity	Units	Transit System	Year Acquired	Replacement Value	Useful Life Benchmark	At or Past Useful Life Benchmark
Facilities	Buildings	Building Components	Access and Parking	370	SF	Manistee County Transportation	2022	\$6,216.00	60	No
Facilities	Buildings	Building Components	Access and Parking	604	SF	Manistee County Transportation	1984	\$6,523.20	60	No
Facilities	Buildings	Building Components	Access and Parking	7141	SF	Manistee County Transportation	1984	\$38,561.40	60	No
Facilities	Buildings	Building Components	Access and Parking	700	LF	Marquette County Transit Authority	2004	\$7,560.00	60	No
Facilities	Buildings	Building Components	Access and Parking	73700	SF	Marquette County Transit Authority	2004	\$397,980.00	60	No
Facilities	Buildings	Building Components	Access and Parking	20000	SF	Marshall, City of (Facility 1)	1986	\$108,000.00	60	No
Facilities	Buildings	Building Components	Access and Parking	66	SF	Marshall, City of (Facility 1)	1986	\$712.80	60	No
Facilities	Buildings	Building Components	Access and Parking	4	EA	Mecosta Osceola Transit Authority	1999	\$1,857.60	60	No
Facilities	Buildings	Building Components	Access and Parking	4500	SF	Mecosta Osceola Transit Authority	1999	\$24,300.00	60	No
Facilities	Buildings	Building Components	Access and Parking	200	SF	Ogemaw County Public Transportation	1998	\$96,000.00	60	No
Facilities	Buildings	Building Components	Access and Parking	12450	SF	Ogemaw County Public Transportation	1998	\$67,230.00	60	No
Facilities	Buildings	Building Components	Access and Parking	6600	SF	Ogemaw County Public Transportation	1998	\$35,640.00	60	No
Facilities	Buildings	Building Components	Access and Parking	12450	SF	Ogemaw County Public Transportation	1998	\$67,230.00	60	No
Facilities	Buildings	Building Components	Access and Parking	7000	SF	Ontonagon County Public Transit	2001	\$37,800.00	60	No
Facilities	Buildings	Building Components	Access and Parking	25	LF	Ontonagon County Public Transit	2001	\$270.00	60	No
Facilities	Buildings	Building Components	Access and Parking	1230	SF	Oscoda County Area Transit Specialists	2019	\$5,904.00	60	No
Facilities	Buildings	Building Components	Access and Parking	1	EA	Otsego County Bus System	1994	\$1,920.00	60	No
Facilities	Buildings	Building Components	Access and Parking	1	EA	Otsego County Bus System	1994	\$720.00	60	No
Facilities	Buildings	Building Components	Access and Parking	1	EA	Otsego County Bus System	1994	\$1,920.00	60	No
Facilities	Buildings	Building Components	Access and Parking	80	LF	Otsego County Bus System	1994	\$864.00	60	No
Facilities	Buildings	Building Components	Access and Parking	45908	SF	Otsego County Bus System	1994	\$247,903.20	60	No
Facilities	Buildings	Building Components	Access and Parking	13010	SF	Otsego County Bus System	1994	\$70,254.00	60	No

Asset Category	Sub-Category	Asset Class	Asset Name	Quantity	Units	Transit System	Year Acquired	Replacement Value	Useful Life Benchmark	At or Past Useful Life Benchmark
Facilities	Buildings	Building Components	Access and Parking	51480	SF	Peoples Express	2019	\$247,104.00	60	No
Facilities	Buildings	Building Components	Access and Parking	390	LF	Peoples Express	2018	\$2,340,000.00	60	No
Facilities	Buildings	Building Components	Access and Parking	47216	SF	Peoples Express	2019	\$254,966.40	60	No
Facilities	Buildings	Building Components	Access and Parking	8244	SF	Peoples Express	2019	\$44,517.60	60	No
Facilities	Buildings	Building Components	Access and Parking	28800	SF	Pioneer Resources Muskegon	1988	\$155,520.00	60	No
Facilities	Buildings	Building Components	Access and Parking	760	LF	Pioneer Resources Muskegon	1994	\$8,208.00	60	No
Facilities	Buildings	Building Components	Access and Parking	63000	SF	Roscommon County Transportation Authority	1988	\$340,200.00	60	No
Facilities	Buildings	Building Components	Access and Parking	1	EA	Sanilac Transit Authority Regional Services	2008	\$6,000.00	60	No
Facilities	Buildings	Building Components	Access and Parking	250	LF	Sanilac Transit Authority Regional Services	2008	\$2,700.00	60	No
Facilities	Buildings	Building Components	Access and Parking	17000	SF	Sanilac Transit Authority Regional Services	2008	\$91,800.00	60	No
Facilities	Buildings	Building Components	Access and Parking	5500	EA	Schoolcraft County Transit Authority	1980	\$29,700.00	60	No
Facilities	Buildings	Building Components	Access and Parking	6000	SF	Schoolcraft County Transit Authority	1980	\$32,400.00	60	No
Facilities	Buildings	Building Components	Access and Parking	1	EA	Schoolcraft County Transit Authority	1980	\$10.36	60	No
Facilities	Buildings	Building Components	Access and Parking	3000	SF	Schoolcraft County Transit Authority	1980	\$16,200.00	60	No
Facilities	Buildings	Building Components	Access and Parking	1	EA	Shiawassee Area Transportation Agency	2004	\$360.00	15	Yes
Facilities	Buildings	Building Components	Access and Parking	1	EA	Shiawassee Area Transportation Agency	2004	\$600.00	60	No
Facilities	Buildings	Building Components	Access and Parking	60000	SF	Shiawassee Area Transportation Agency	2004	\$324,000.00	60	No
Facilities	Buildings	Building Components	Access and Parking	4000	SF	Shiawassee Area Transportation Agency	2004	\$21,600.00	60	No
Facilities	Buildings	Building Components	Access and Parking	400	LF	Shiawassee Area Transportation Agency	2004	\$4,320.00	60	No
Facilities	Buildings	Building Components	Access and Parking	1	EA	Shiawassee Area Transportation Agency	2004	\$5.40	60	No
Facilities	Buildings	Building Components	Access and Parking	220	LF	St. Joseph County Transportation Authority	1980	\$3,960.00	60	No
Facilities	Buildings	Building Components	Access and Parking	42640	SF	St. Joseph County Transportation Authority	1980	\$230,256.00	60	No
Facilities	Buildings	Building Components	Access and Parking	52212	SF	Thunderbay Transportation Authority	2017	\$281,944.80	60	No

Asset Category	Sub-Category	Asset Class	Asset Name	Quantity	Units	Transit System	Year Acquired	Replacement Value	Useful Life Benchmark	At or Past Useful Life Benchmark
Facilities	Buildings	Building Components	Access and Parking	56684	SF	Thunderbay Transportation Authority	2017	\$306,093.60	60	No
Facilities	Buildings	Building Components	Access and Parking	15347	SF	Van Buren Public Transit	1987	\$82,873.80	60	No
Facilities	Buildings	Building Components	Access and Parking	4	EA	Van Buren Public Transit	1987	\$21.60	60	No
Facilities	Buildings	Building Components	Access and Parking	156	LF	Van Buren Public Transit	1987	\$1,684.80	60	No
Facilities	Buildings	Building Components	Access and Parking	6000	SF	Van Buren Public Transit	1987	\$32,400.00	60	No
Facilities	Buildings	Building Components	Access and Parking	4533	SF	Van Buren Public Transit	1987	\$24,478.20	60	No
Facilities	Buildings	Building Components	Access and Parking	7430	SF	Van Buren Public Transit	1987	\$40,122.00	60	No
Facilities	Buildings	Building Components	Access and Parking	650	SF	Van Buren Public Transit	1987	\$7,020.00	60	No
Facilities	Buildings	Building Components	Access and Parking	3443	SF	Yates Township	1987	\$18,592.20	60	No
Facilities	Buildings	Building Components	Access and Parking	26	SF	Yates Township	1987	\$140.40	60	No
Facilities	Buildings	Building Components	Access and Parking	29303	SF	Yates Township	1987	\$158,236.20	60	No
Facilities	Buildings	Building Components	Access and Parking	10416	SF	Yates Township	1987	\$56,246.40	60	No
Facilities	Buildings	Building Components	Boiler	1	EA	Alger Transit Authority	1982	\$14,400.00	60	No
Facilities	Buildings	Building Components	Boiler	1	EA	Allegan County Transportation	2010	\$14,400.00	60	No
Facilities	Buildings	Building Components	Boiler	1	EA	Allegan County Transportation	2010	\$14,400.00	60	No
Facilities	Buildings	Building Components	Boiler	1	EA	ALTRAN	2016	\$14,400.00	60	No
Facilities	Buildings	Building Components	Boiler	1	EA	Baraga/Houghton/Keweenaw CAA	2002	\$14,400.00	60	No
Facilities	Buildings	Building Components	Boiler	1	EA	Bay Area Transportation Authority	2012	\$14,400.00	60	No
Facilities	Buildings	Building Components	Boiler	1	EA	Bay Area Transportation Authority	2018	\$14,400.00	60	No
Facilities	Buildings	Building Components	Boiler	1	EA	Belding Dial-A-Ride	2007	\$14,400.00	60	No
Facilities	Buildings	Building Components	Boiler	1	EA	Big Rapids Dial A Ride	2003	\$14,400.00	60	No
Facilities	Buildings	Building Components	Boiler	1	EA	Cadillac/Wexford Transit Authority	2010	\$14,400.00	60	No



Asset Category	Sub-Category	Asset Class	Asset Name	Quantity	Units	Transit System	Year Acquired	Replacement Value	Useful Life Benchmark	At or Past Useful Life Benchmark
Facilities	Buildings	Building Components	Boiler	1	EA	Cass County Transportation Authority	2022	\$14,40	60	No
Facilities	Buildings	Building Components	Boiler	1	EA	Clare County Transit Corporation	2012	\$25,200.00	60	No
Facilities	Buildings	Building Components	Boiler	1	EA	Crawford County Transportation Authority	1988	\$14,400.00	60	No
Facilities	Buildings	Building Components	Boiler	1	EA	Delta Area Transit Authority	1989	\$8,400.00	60	No
Facilities	Buildings	Building Components	Boiler	1	EA	Eastern U.P. Transportation Authority	1996	\$14,400.00	60	No
Facilities	Buildings	Building Components	Boiler	1	EA	Eastern U.P. Transportation Authority	1996	\$14,400.00	60	No
Facilities	Buildings	Building Components	Boiler	1	EA	Eastern U.P. Transportation Authority	1993	\$2,400.00	60	No
Facilities	Buildings	Building Components	Boiler	1	EA	Gladwin City/County Transit	1980	\$14,400.00	60	No
Facilities	Buildings	Building Components	Boiler	1	EA	Gogebic County Transit	1996	\$14,400.00	60	No
Facilities	Buildings	Building Components	Boiler	1	EA	Greater Lapeer Transportation Authority	2002	\$14,400.00	60	No
Facilities	Buildings	Building Components	Boiler	1	EA	Houghton Motor Transit Line	1982	\$14,400.00	60	No
Facilities	Buildings	Building Components	Boiler	1	EA	Manistee County Transportation	2020	\$14,400.00	60	No
Facilities	Buildings	Building Components	Boiler	2	EA	Marquette County Transit Authority	2004	\$28,00.00	60	No
Facilities	Buildings	Building Components	Boiler	3	EA	Mecosta Osceola Transit Authority	1999	\$43,200.00	60	No
Facilities	Buildings	Building Components	Boiler	1	EA	Ontonagon County Public Transit	2001	\$14,400.00	60	No
Facilities	Buildings	Building Components	Boiler	1	EA	Schoolcraft County Transit Authority	1980	\$14,400.00	60	No
Facilities	Buildings	Building Components	Boiler	2	EA	Van Buren Public Transit	1987	\$28,800.00	60	No
Facilities	Buildings	Building Components	Drainage	1	EA	Allegan County Transportation	2010	\$240.00	45	No
Facilities	Buildings	Building Components	Drainage	2	EA	Allegan County Transportation	2010	\$480.00	45	No
Facilities	Buildings	Building Components	Drainage	1	EA	Allegan County Transportation	2010	\$240.00	45	No
Facilities	Buildings	Building Components	Drainage	1	EA	Alger Transit Authority	1982	\$240.00	45	No
Facilities	Buildings	Building Components	Drainage	1	EA	Antrim County Transit	1970	\$600.00	45	Yes

Asset Category	Sub-Category	Asset Class	Asset Name	Quantity	Units	Transit System	Year Acquired	Replacement Value	Useful Life Benchmark	At or Past Useful Life Benchmark
Facilities	Buildings	Building Components	Drainage	1	EA	Antrim County Transit	1970	\$240.00	45	Yes
Facilities	Buildings	Building Components	Drainage	2	EA	Baraga/Houghton/Keweenaw CAA	2002	\$480.00	45	No
Facilities	Buildings	Building Components	Drainage	1	EA	Baraga/Houghton/Keweenaw CAA	2002	\$840.00	45	No
Facilities	Buildings	Building Components	Drainage	1	EA	Barry County Transit	1988	\$240.00	45	No
Facilities	Buildings	Building Components	Drainage	1	EA	Barry County Transit	1988	\$240.00	45	No
Facilities	Buildings	Building Components	Drainage	1	EA	Bay Area Transportation Authority	2012	\$7,314.78	45	No
Facilities	Buildings	Building Components	Drainage	1	EA	Beaver Island -- Dock	2001	\$240.00	45	No
Facilities	Buildings	Building Components	Drainage	1	EA	Belding Dial-A-Ride	2002	\$240.00	45	No
Facilities	Buildings	Building Components	Drainage	1	EA	Benzie Transportation Authority	2011	\$240.00	45	No
Facilities	Buildings	Building Components	Drainage	1	EA	Branch Area Transit Authority	2002	\$240.00	45	No
Facilities	Buildings	Building Components	Drainage	1	EA	Branch Area Transit Authority	1992	\$240.00	45	No
Facilities	Buildings	Building Components	Drainage	1	EA	Cadillac/Wexford Transit Authority	1995	\$240.00	45	No
Facilities	Buildings	Building Components	Drainage	1	EA	Cadillac/Wexford Transit Authority	2010	\$6,000.00	45	No
Facilities	Buildings	Building Components	Drainage	12	EA	Cadillac/Wexford Transit Authority	2010	\$87,777.36	45	No
Facilities	Buildings	Building Components	Drainage	9	EA	Charlevoix County Public Transportation	1988	\$2,160.00	45	No
Facilities	Buildings	Building Components	Drainage	1	EA	City of Hancock	2011	\$240.00	45	No
Facilities	Buildings	Building Components	Drainage	3	EA	Clare County Transit Corporation	2012	\$720.00	45	No
Facilities	Buildings	Building Components	Drainage	1	EA	Clare County Transit Corporation	2012	\$5,400.00	45	No
Facilities	Buildings	Building Components	Drainage	1	EA	Clinton Area Transit System	2017	\$7,314.78	45	No
Facilities	Buildings	Building Components	Drainage	1	EA	Clinton Area Transit System	2017	\$7,314.78	45	No
Facilities	Buildings	Building Components	Drainage	1	EA	Clinton Area Transit System	2017	\$240.00	45	No
Facilities	Buildings	Building Components	Drainage	1	EA	Clinton Area Transit System	2017	\$240.00	45	No



Asset Category	Sub-Category	Asset Class	Asset Name	Quantity	Units	Transit System	Year Acquired	Replacement Value	Useful Life Benchmark	At or Past Useful Life Benchmark
Facilities	Buildings	Building Components	Drainage	1	EA	Community Action	2019	\$240.00	45	No
Facilities	Buildings	Building Components	Drainage	3	EA	Community Action	2022	\$720.00	45	No
Facilities	Buildings	Building Components	Drainage	1	EA	Crawford County Transportation Authority	1988	\$6,960.00	45	No
Facilities	Buildings	Building Components	Drainage	1	EA	Delta Area Transit Authority	1989	\$240.00	45	No
Facilities	Buildings	Building Components	Drainage	1	EA	Eastern U.P. Transportation Authority	1996	\$240.00	45	No
Facilities	Buildings	Building Components	Drainage	1	EA	Eastern U.P. Transportation Authority	1996	\$240.00	45	No
Facilities	Buildings	Building Components	Drainage	650	LF	Eaton County Transportation Authority	1980	\$11,700.00	45	No
Facilities	Buildings	Building Components	Drainage	1	EA	Eaton County Transportation Authority	1980	\$240.00	45	No
Facilities	Buildings	Building Components	Drainage	1	EA	Friendship Center of Emmet County	2005	\$7,314.78	45	No
Facilities	Buildings	Building Components	Drainage	1	EA	Friendship Center of Emmet County	2005	\$600.00	45	No
Facilities	Buildings	Building Components	Drainage	1	EA	Gladwin City/County Transit	1980	\$240.00	45	No
Facilities	Buildings	Building Components	Drainage	1	EA	Gogebic County Transit	1996	\$240.00	45	No
Facilities	Buildings	Building Components	Drainage	1	EA	Gogebic County Transit	1996	\$240.00	45	No
Facilities	Buildings	Building Components	Drainage	1	EA	Gogebic County Transit	1996	\$240.00	45	No
Facilities	Buildings	Building Components	Drainage	5	EA	Greater Lapeer Transportation Authority	2002	\$1,200.00	45	No
Facilities	Buildings	Building Components	Drainage	1	EA	Greater Lapeer Transportation Authority	2002	\$5,400.00	45	No
Facilities	Buildings	Building Components	Drainage	2	EA	Greater Lapeer Transportation Authority	2002	\$14,629.56	60	No
Facilities	Buildings	Building Components	Drainage	6	EA	Greater Lapeer Transportation Authority	2002	\$1,440.00	45	No
Facilities	Buildings	Building Components	Drainage	1	EA	Greater Lapeer Transportation Authority	2002	\$240.00	45	No
Facilities	Buildings	Building Components	Drainage	2	EA	Greater Lapeer Transportation Authority	2002	\$480.00	45	No
Facilities	Buildings	Building Components	Drainage	3	A	Greater Lapeer Transportation Authority	2002	\$720.00	45	No
Facilities	Buildings	Building Components	Drainage	1	EA	Greater Lapeer Transportation Authority	2002	\$240.00	45	No

Asset Category	Sub-Category	Asset Class	Asset Name	Quantity	Units	Transit System	Year Acquired	Replacement Value	Useful Life Benchmark	At or Past Useful Life Benchmark
Facilities	Buildings	Building Components	Drainage	1	EA	Greenville Transit	2019	\$240.00	45	No
Facilities	Buildings	Building Components	Drainage	3	EA	Greenville Transit	2022	\$720.00	45	No
Facilities	Buildings	Building Components	Drainage	1	EA	Hillsdale Dial-A-Ride	2010	\$240.00	45	No
Facilities	Buildings	Building Components	Drainage	1	EA	Houghton - Bus garage	1982	\$7,314.78	45	No
Facilities	Buildings	Building Components	Drainage	1	EA	Houghton Motor Transit Line	1982	\$240.00	45	No
Facilities	Buildings	Building Components	Drainage	1	EA	Huron Transit Corporation	1992	\$5,400.00	45	No
Facilities	Buildings	Building Components	Drainage	4	LF	Huron Transit Corporation	1992	\$72.00	45	No
Facilities	Buildings	Building Components	Drainage	1	EA	Huron Transit Corporation	1992	\$240.00	45	No
Facilities	Buildings	Building Components	Drainage	2	EA	Huron Transit Corporation	1992	\$480.00	45	No
Facilities	Buildings	Building Components	Drainage	1	EA	Huron Transit Corporation	1992	\$240.00	45	No
Facilities	Buildings	Building Components	Drainage	1	EA	Ionia Dial-A-Ride	2002	\$720.00	45	No
Facilities	Buildings	Building Components	Drainage	1	EA	Ionia Dial-A-Ride	2002	\$240.00	45	No
Facilities	Buildings	Building Components	Drainage	1	EA	Ionia Dial-A-Ride	2002	\$840.00	45	No
Facilities	Buildings	Building Components	Drainage	1	EA	Ionia Dial-A-Ride	2002	\$5,400.00	45	No
Facilities	Buildings	Building Components	Drainage	1	EA	Ionia-Dial-A-Ride	2013	\$5,400.00	45	No
Facilities	Buildings	Building Components	Drainage	1	EA	Ionia-Dial-A-Ride	1989	\$240.00	45	No
Facilities	Buildings	Building Components	Drainage	1	EA	Kalkaska - Public Transit Facility	2004	\$240.00	45	No
Facilities	Buildings	Building Components	Drainage	1	EA	Kalkaska - Public Transit Facility	2004	\$240.00	45	No
Facilities	Buildings	Building Components	Drainage	1	EA	Kalkaska Public Transit Authority	1998	\$720.00	45	No
Facilities	Buildings	Building Components	Drainage	1	EA	Kalkaska Public Transit Authority	1998	\$7,314.78	45	No
Facilities	Buildings	Building Components	Drainage	1	EA	Ludington Mass Transportation Authority	2004	\$240.00	45	No
Facilities	Buildings	Building Components	Drainage	1	EA	Ludington Mass Transportation Authority	2004	\$240.00	45	No

Asset Category	Sub-Category	Asset Class	Asset Name	Quantity	Units	Transit System	Year Acquired	Replacement Value	Useful Life Benchmark	At or Past Useful Life Benchmark
Facilities	Buildings	Building Components	Drainage	1	EA	Manistee County Transportation	1984	\$7,314.78	45	No
Facilities	Buildings	Building Components	Drainage	1	EA	Marquette County Transit Authority	2004	\$240.00	45	No
Facilities	Buildings	Building Components	Drainage	1	EA	Marshall, City of	2000	\$240.00	45	No
Facilities	Buildings	Building Components	Drainage	2	EA	Marshall, City of (Facility 1)	1986	\$480.00	45	No
Facilities	Buildings	Building Components	Drainage	1	EA	Ogemaw County Public Transportation	1998	\$5,400.00	45	No
Facilities	Buildings	Building Components	Drainage	1	EA	Ogemaw County Public Transportation	1998	\$240.00	45	No
Facilities	Buildings	Building Components	Drainage	1	EA	Ontonagon County Public Transit	2001	\$240.00	45	No
Facilities	Buildings	Building Components	Drainage	1	EA	Ontonagon County Public Transit	2001	\$240.00	45	No
Facilities	Buildings	Building Components	Drainage	1	EA	Oscoda County Area Transit Specialists	2019	\$7,314.78	45	No
Facilities	Buildings	Building Components	Drainage	1	EA	Otsego County Bus System	1994	\$240.00	45	No
Facilities	Buildings	Building Components	Drainage	1	EA	Pioneer Resources Muskegon	1988	\$240.00	45	No
Facilities	Buildings	Building Components	Drainage	5	EA	Pioneer Resources Muskegon	1988	\$8,310.00	45	No
Facilities	Buildings	Building Components	Drainage	1	EA	Pioneer Resources Muskegon	1988	\$240.00	45	No
Facilities	Buildings	Building Components	Drainage	7	EA	Pioneer Resources Muskegon	1988	\$1,680.00	45	No
Facilities	Buildings	Building Components	Drainage	1	EA	Roscommon County Transportation Authority	1988	\$240.00	45	No
Facilities	Buildings	Building Components	Drainage	5	EA	Roscommon County Transportation Authority	1988	\$1,200.00	45	No
Facilities	Buildings	Building Components	Drainage	5	EA	Roscommon County Transportation Authority	1988	\$1,200.00	45	No
Facilities	Buildings	Building Components	Drainage	5	EA	Roscommon County Transportation Authority	1988	\$1,200.00	45	No
Facilities	Buildings	Building Components	Drainage	5	EA	Roscommon County Transportation Authority	1988	\$1,200.00	45	No
Facilities	Buildings	Building Components	Drainage	1	EA	Sanilac Transit Authority Regional Services	2008	\$240.00	45	No
Facilities	Buildings	Building Components	Drainage	1	EA	Sanilac Transit Authority Regional Services	2008	\$5,400.00	45	No
Facilities	Buildings	Building Components	Drainage	9	EA	Sanilac Transit Authority Regional Services	2008	\$2,160.00	45	No

Asset Category	Sub-Category	Asset Class	Asset Name	Quantity	Units	Transit System	Year Acquired	Replacement Value	Useful Life Benchmark	At or Past Useful Life Benchmark
Facilities	Buildings	Building Components	Drainage	5	EA	Sanilac Transit Authority Regional Services	2008	\$27,000.00	45	No
Facilities	Buildings	Building Components	Drainage	2	EA	Sanilac Transit Authority Regional Services	2008	\$480.00	45	No
Facilities	Buildings	Building Components	Drainage	2	EA	Sanilac Transit Authority Regional Services	2008	\$480.00	45	No
Facilities	Buildings	Building Components	Drainage	1	EA	Sanilac Transit Authority Regional Services	2008	\$5,400.00	45	No
Facilities	Buildings	Building Components	Drainage	1	EA	Sanilac Transit Authority Regional Services	2008	\$240.00	45	No
Facilities	Buildings	Building Components	Drainage	1	EA	Sanilac Transit Authority Regional Services	2008	\$240.00	45	No
Facilities	Buildings	Building Components	Drainage	1	EA	Schoolcraft County Transit Authority	1980	\$240.00	45	No
Facilities	Buildings	Building Components	Drainage	1	EA	Schoolcraft County Transit Authority	1980	\$240.00	45	No
Facilities	Buildings	Building Components	Drainage	3	EA	Shiawassee Area Transportation Agency	2004	\$720.00	45	No
Facilities	Buildings	Building Components	Drainage	1	EA	Shiawassee Area Transportation Agency	2004	\$3,600.00	75	No
Facilities	Buildings	Building Components	Drainage	3	EA	Shiawassee Area Transportation Agency	2004	\$21,944.34	45	No
Facilities	Buildings	Building Components	Drainage	5	EA	St. Joseph County Transportation Authority	1980	\$1,200.00	45	No
Facilities	Buildings	Building Components	Drainage	2	EA	St. Joseph County Transportation Authority	1980	\$480.00	45	No
Facilities	Buildings	Building Components	Drainage	1	EA	Thunderbay Transportation Authority	2017	\$600.00	45	No
Facilities	Buildings	Building Components	Drainage	1	EA	Thunderbay Transportation Authority	2017	\$240.00	45	No
Facilities	Buildings	Building Components	Drainage	1	EA	Van Buren Public Transit	1987	\$5,400.00	45	No
Facilities	Buildings	Building Components	Drainage	1	EA	Van Buren Public Transit	1987	\$240.00	45	No
Facilities	Buildings	Building Components	Drainage	4	EA	Van Buren Public Transit	1987	\$21,600.00	45	No
Facilities	Buildings	Building Components	Drainage	1	EA	Van Buren Public Transit	1987	\$240.00	45	No
Facilities	Buildings	Building Components	Drainage	1	EA	Van Buren Public Transit	1987	\$240.00	45	No
Facilities	Buildings	Building Components	Drainage	1	EA	Van Buren Public Transit	1987	\$240.00	45	No
Facilities	Buildings	Building Components	Electrical	1	EA	Adrian Dial-A-Ride	2008	\$2,010.00	60	No



Asset Category	Sub-Category	Asset Class	Asset Name	Quantity	Units	Transit System	Year Acquired	Replacement Value	Useful Life Benchmark	At or Past Useful Life Benchmark
Facilities	Buildings	Building Components	Electrical	1	EA	Adrian Dial-A-Ride	2008	\$420.00	60	No
Facilities	Buildings	Building Components	Electrical	1	EA	Adrian Dial-a-ride	2008	\$2,640.00	60	No
Facilities	Buildings	Building Components	Electrical	1	EA	Alger Transit Authority	1982	\$420.00	60	No
Facilities	Buildings	Building Components	Electrical	1	EA	Alger Transit Authority	1982	\$2,010.00	60	No
Facilities	Buildings	Building Components	Electrical	1	EA	Alger Transit Authority	1982	\$420.00	60	No
Facilities	Buildings	Building Components	Electrical	10600	SF	Alger Transit Authority	1982	\$101,760.00	60	No
Facilities	Buildings	Building Components	Electrical	1	EA	Allegan County Transportation	2010	\$2,010.00	60	No
Facilities	Buildings	Building Components	Electrical	6	EA	Allegan County Transportation	2010	\$1,800.00	60	No
Facilities	Buildings	Building Components	Electrical	2	EA	Allegan County Transportation	2010	\$600.00	60	No
Facilities	Buildings	Building Components	Electrical	4	EA	Allegan County Transportation	2010	\$33,600.00	60	No
Facilities	Buildings	Building Components	Electrical	1	EA	Allegan County Transportation	2010	\$420.00	60	No
Facilities	Buildings	Building Components	Electrical	22	EA	Allegan County Transportation	2010	\$9,240.00	60	No
Facilities	Buildings	Building Components	Electrical	1	EA	Allegan County Transportation	2010	\$420.00	60	No
Facilities	Buildings	Building Components	Electrical	1	EA	Alma Transit Center	2009	\$2,400.00	60	No
Facilities	Buildings	Building Components	Electrical	1	EA	ALTRAN	2016	\$576.00	60	No
Facilities	Buildings	Building Components	Electrical	3	EA	Antrim County Transit	1970	\$5,400.00	60	No
Facilities	Buildings	Building Components	Electrical	10	EA	Antrim County Transit	1970	\$960.00	60	No
Facilities	Buildings	Building Components	Electrical	1	EA	Antrim County Transit	1970	\$1,800.00	60	No
Facilities	Buildings	Building Components	Electrical	66	EA	Antrim County Transit	1970	\$5,544.00	60	No
Facilities	Buildings	Building Components	Electrical	17	EA	Antrim County Transit	1970	\$1,428.00	60	No
Facilities	Buildings	Building Components	Electrical	1	EA	Antrim County Transit	1970	\$84.00	60	No
Facilities	Buildings	Building Components	Electrical	2	EA	Baraga/Houghton/Keweenaw CAA	2002	\$600.00	60	No
Facilities	Buildings	Building Components	Electrical	1	EA	Baraga/Houghton/Keweenaw CAA	2002	\$308.40	60	No

Asset Category	Sub-Category	Asset Class	Asset Name	Quantity	Units	Transit System	Year Acquired	Replacement Value	Useful Life Benchmark	At or Past Useful Life Benchmark
Facilities	Buildings	Building Components	Electrical	1	EA	Baraga/Houghton/Keweenaw CAA	2002	\$308.40	60	No
Facilities	Buildings	Building Components	Electrical	20	EA	Baraga/Houghton/Keweenaw CAA	2002	\$8,400.00	60	No
Facilities	Buildings	Building Components	Electrical	1	EA	Baraga/Houghton/Keweenaw CAA	2002	\$420.00	60	No
Facilities	Buildings	Building Components	Electrical	1	EA	Barry County Transit	2021	\$420.00	60	No
Facilities	Buildings	Building Components	Electrical	1	EA	Barry County Transit	1988	\$2,010.00	60	No
Facilities	Buildings	Building Components	Electrical	1	EA	Barry County Transit	1988	\$420.00	60	No
Facilities	Buildings	Building Components	Electrical	1	EA	Barry County Transit	1988	\$420.00	60	No
Facilities	Buildings	Building Components	Electrical	2	EA	Barry County Transit	1988	\$1,440.00	60	No
Facilities	Buildings	Building Components	Electrical	2	EA	Barry County Transit	1988	\$1,440.00	60	No
Facilities	Buildings	Building Components	Electrical	13	EA	Barry County Transit	2021	\$5,460.00	60	No
Facilities	Buildings	Building Components	Electrical	1	EA	Barry County Transit	1988	\$420.00	60	No
Facilities	Buildings	Building Components	Electrical	1	EA	Barry County Transit	1988	\$1,200.00	60	No
Facilities	Buildings	Building Components	Electrical	1	EA	Beaver Island -- Dock	2001	\$308.40	60	No
Facilities	Buildings	Building Components	Electrical	1	EA	Beaver Island -- Dock	2001	\$7,987.56	60	No
Facilities	Buildings	Building Components	Electrical	7	EA	Beaver Island -- Dock	2001	\$672.00	60	No
Facilities	Buildings	Building Components	Electrical	20	EA	Beaver Island -- Dock	2001	\$1,680.00	60	No
Facilities	Buildings	Building Components	Electrical	11	EA	Beaver Island -- Dock	2001	\$924.00	60	No
Facilities	Buildings	Building Components	Electrical	10	EA	Beaver Island -- Dock	2001	\$840.00	60	No
Facilities	Buildings	Building Components	Electrical	8	EA	Beaver Island -- Dock	2001	\$672.00	60	No
Facilities	Buildings	Building Components	Electrical	7	EA	Beaver Island -- Dock	2001	\$672.00	60	No
Facilities	Buildings	Building Components	Electrical	1	EA	Benzie Transportation Authority	2011	\$240.00	60	No
Facilities	Buildings	Building Components	Electrical	1	EA	Benzie Transportation Authority	2011	\$420.00	60	No



Asset Category	Sub-Category	Asset Class	Asset Name	Quantity	Units	Transit System	Year Acquired	Replacement Value	Useful Life Benchmark	At or Past Useful Life Benchmark
Facilities	Buildings	Building Components	Electrical	48	EA	Benzie Transportation Authority	2011	\$4,032.00	60	No
Facilities	Buildings	Building Components	Electrical	1	EA	Benzie Transportation Authority	2011	\$32,708.76	60	No
Facilities	Buildings	Building Components	Electrical	1	EA	Benzie Transportation Authority	2011	\$300.00	60	No
Facilities	Buildings	Building Components	Electrical	60	EA	Benzie Transportation Authority	2011	\$25,200.00	60	No
Facilities	Buildings	Building Components	Electrical	11	EA	Benzie Transportation Authority	2011	\$4,620.00	60	No
Facilities	Buildings	Building Components	Electrical	1	EA	Benzie Transportation Authority	2011	\$420.00	60	No
Facilities	Buildings	Building Components	Electrical	1	EA	Berrien County	1992	\$420.00	60	No
Facilities	Buildings	Building Components	Electrical	6	EA	Berrien County	1992	\$2,520.00	60	No
Facilities	Buildings	Building Components	Electrical	1	EA	Berrien County	1992	\$240.00	60	No
Facilities	Buildings	Building Components	Electrical	1	EA	Berrien County	1992	\$3,960.00	60	No
Facilities	Buildings	Building Components	Electrical	60	EA	Berrien County	1992	\$25,200.00	60	No
Facilities	Buildings	Building Components	Electrical	11	EA	Berrien County	1992	\$4,620.00	60	No
Facilities	Buildings	Building Components	Electrical	3	EA	Big Rapids Dial A Ride	2003	\$1,080.00	60	No
Facilities	Buildings	Building Components	Electrical	1	EA	Big Rapids Dial A Ride	2003	\$84.00	60	No
Facilities	Buildings	Building Components	Electrical	1	EA	Big Rapids Dial A Ride	2003	\$84.00	60	No
Facilities	Buildings	Building Components	Electrical	1	EA	Big Rapids Dial A Ride	2003	\$308.40	60	No
Facilities	Buildings	Building Components	Electrical	8	EA	Big Rapids Dial A Ride	2003	\$1,536.00	60	No
Facilities	Buildings	Building Components	Electrical	9	EA	Branch Area Transit Authority	1992	\$864.00	60	No
Facilities	Buildings	Building Components	Electrical	7	EA	Branch Area Transit Authority	1992	\$588.00	60	No
Facilities	Buildings	Building Components	Electrical	3	EA	Branch Area Transit Authority	1992	\$1,260.00	60	No
Facilities	Buildings	Building Components	Electrical	49	EA	Branch Area Transit Authority	1992	\$4,116.00	60	No
Facilities	Buildings	Building Components	Electrical	39	EA	Branch Area Transit Authority	1992	\$3,276.00	60	No
Facilities	Buildings	Building Components	Electrical	15	EA	Branch Area Transit Authority	1992	\$1,260.00	60	No

Asset Category	Sub-Category	Asset Class	Asset Name	Quantity	Units	Transit System	Year Acquired	Replacement Value	Useful Life Benchmark	At or Past Useful Life Benchmark
Facilities	Buildings	Building Components	Electrical	1	EA	Branch Area Transit Authority	1992	\$84.00	60	No
Facilities	Buildings	Building Components	Electrical	1	EA	Branch Area Transit Authority	1992	\$84.00	60	No
Facilities	Buildings	Building Components	Electrical	8	EA	Branch Area Transit Authority	1992	\$384.00	60	No
Facilities	Buildings	Building Components	Electrical	4	EA	Branch Area Transit Authority	1992	\$768.00	60	No
Facilities	Buildings	Building Components	Electrical	1	EA	Branch Area Transit Authority	2002	\$192.00	60	No
Facilities	Buildings	Building Components	Electrical	1088	LF	Cadillac/Wexford Transit Authority	1995	\$22,195.20	60	No
Facilities	Buildings	Building Components	Electrical	1	EA	Belding Dial-A-Ride	2003	\$420.00	60	No
Facilities	Buildings	Building Components	Electrical	3	EA	Belding Dial-A-Ride	1977	\$1,260.00	60	No
Facilities	Buildings	Building Components	Electrical	7	EA	Belding Dial-A-Ride	1977	\$2,940.00	60	No
Facilities	Buildings	Building Components	Electrical	6	EA	Belding Dial-A-Ride	1977	\$2,520.00	60	No
Facilities	Buildings	Building Components	Electrical	15	EA	Belding Dial-A-Ride	1977	\$6,300.00	60	No
Facilities	Buildings	Building Components	Electrical	1	EA	Belding Dial-A-Ride	1977	\$420.00	60	No
Facilities	Buildings	Building Components	Electrical	9	EA	Belding Dial-A-Ride	2020	\$2,700.00	60	No
Facilities	Buildings	Building Components	Electrical	1	EA	Belding Dial-A-Ride	2002	\$192.00	60	No
Facilities	Buildings	Building Components	Electrical	1	EA	Cadillac/Wexford Transit Authority	2020	\$420.00	60	No
Facilities	Buildings	Building Components	Electrical	1	EA	Cadillac/Wexford Transit Authority	1995	\$2,010.00	60	No
Facilities	Buildings	Building Components	Electrical	3	EA	Cadillac/Wexford Transit Authority	1995	\$900.00	60	No
Facilities	Buildings	Building Components	Electrical	80	EA	Cadillac/Wexford Transit Authority	2010	\$6,720.00	60	No
Facilities	Buildings	Building Components	Electrical	25	EA	Cadillac/Wexford Transit Authority	2010	\$2,100.00	60	No
Facilities	Buildings	Building Components	Electrical	9	EA	Cadillac/Wexford Transit Authority	2010	\$1,728.00	60	No
Facilities	Buildings	Building Components	Electrical	5	EA	Cadillac/Wexford Transit Authority	2010	\$960.00	60	No
Facilities	Buildings	Building Components	Electrical	3	EA	Cass County Transportation Authority	1977	\$900.00	60	No

Asset Category	Sub-Category	Asset Class	Asset Name	Quantity	Units	Transit System	Year Acquired	Replacement Value	Useful Life Benchmark	At or Past Useful Life Benchmark
Facilities	Buildings	Building Components	Electrical	1	EA	Cass County Transportation Authority	2020	\$420.00	60	No
Facilities	Buildings	Building Components	Electrical	3	EA	Cass County Transportation Authority	1977	\$7,200.00	60	No
Facilities	Buildings	Building Components	Electrical	1	EA	Cass County Transportation Authority	1977	\$2,010.00	60	No
Facilities	Buildings	Building Components	Electrical	15	EA	Charlevoix County Public Transportation	1988	\$1,440.00	60	No
Facilities	Buildings	Building Components	Electrical	1	EA	Charlevoix County Public Transportation	1988	\$96.00	60	No
Facilities	Buildings	Building Components	Electrical	74	EA	Charlevoix County Public Transportation	1988	\$6,216.00	60	No
Facilities	Buildings	Building Components	Electrical	2	EA	Charlevoix County Public Transportation	1988	\$3,600.00	60	No
Facilities	Buildings	Building Components	Electrical	1	EA	Charlevoix County Public Transportation	1988	\$240.00	60	No
Facilities	Buildings	Building Components	Electrical	60	EA	Charlevoix County Public Transportation	1988	\$18,000.00	60	No
Facilities	Buildings	Building Components	Electrical	1	EA	Cheboygan County COA	1975	\$96.00	60	No
Facilities	Buildings	Building Components	Electrical	24	EA	Cheboygan County COA	1975	\$2,016.00	60	No
Facilities	Buildings	Building Components	Electrical	1	EA	Cheboygan County COA	1975	\$90.00	60	No
Facilities	Buildings	Building Components	Electrical	12	EA	City of Hancock	2011	\$3,600.00	60	No
Facilities	Buildings	Building Components	Electrical	9	EA	City of Hancock	2011	\$3,780.00	60	No
Facilities	Buildings	Building Components	Electrical	1	EA	City of Hancock	2011	\$420.00	60	No
Facilities	Buildings	Building Components	Electrical	1	EA	Clare County Transit Corporation	2012	\$9,600.00	60	No
Facilities	Buildings	Building Components	Electrical	67	EA	Clare County Transit Corporation	2012	\$28,140.00	60	No
Facilities	Buildings	Building Components	Electrical	1	EA	Clare County Transit Corporation	2012	\$300.00	60	No
Facilities	Buildings	Building Components	Electrical	5	EA	Clare County Transit Corporation	2012	\$78,150.00	60	No
Facilities	Buildings	Building Components	Electrical	24	EA	Clare County Transit Corporation	2012	\$10,080.00	60	No
Facilities	Buildings	Building Components	Electrical	18	EA	Clare County Transit Corporation	2012	\$432,000.00	60	No
Facilities	Buildings	Building Components	Electrical	10	EA	Clare County Transit Corporation	2012	\$20,100.00	60	No

Asset Category	Sub-Category	Asset Class	Asset Name	Quantity	Units	Transit System	Year Acquired	Replacement Value	Useful Life Benchmark	At or Past Useful Life Benchmark
Facilities	Buildings	Building Components	Electrical	4	EA	Clinton Area Transit System	2017	\$384.00	60	No
Facilities	Buildings	Building Components	Electrical	1	EA	Clinton Area Transit System	2017	\$84.00	60	No
Facilities	Buildings	Building Components	Electrical	1	EA	Clinton Area Transit System	2017	\$84.00	60	No
Facilities	Buildings	Building Components	Electrical	1	EA	Clinton Area Transit System	2017	\$7,987.56	60	No
Facilities	Buildings	Building Components	Electrical	1	EA	Clinton Area Transit System	2017	\$240.00	60	No
Facilities	Buildings	Building Components	Electrical	24	EA	Clinton Area Transit System	2017	\$2,016.00	60	No
Facilities	Buildings	Building Components	Electrical	6	EA	Clinton Area Transit System	2017	\$504.00	60	No
Facilities	Buildings	Building Components	Electrical	1	EA	Clinton Area Transit System	2022	\$192.00	60	No
Facilities	Buildings	Building Components	Electrical	2	EA	Clinton Area Transit System	2017	\$384.00	60	No
Facilities	Buildings	Building Components	Electrical	9	EA	Clinton Area Transit System	2017	\$864.00	60	No
Facilities	Buildings	Building Components	Electrical	21	EA	Community Action	2019	\$126,000.00	60	No
Facilities	Buildings	Building Components	Electrical	1	EA	Community Action	2019	\$2,400.00	60	No
Facilities	Buildings	Building Components	Electrical	1	EA	Community Action	2019	\$420.00	60	No
Facilities	Buildings	Building Components	Electrical	10	EA	Community Action	2019	\$4,200.00	60	No
Facilities	Buildings	Building Components	Electrical	1	EA	Crawford County Transportation Authority	1988	\$180.00	60	No
Facilities	Buildings	Building Components	Electrical	26	EA	Crawford County Transportation Authority	1988	\$2,184.00	60	No
Facilities	Buildings	Building Components	Electrical	84	EA	Crawford County Transportation Authority	1988	\$7,056.00	60	No
Facilities	Buildings	Building Components	Electrical	1	EA	Delta Area Transit Authority	1989	\$308.40	60	No
Facilities	Buildings	Building Components	Electrical	1	EA	Delta Area Transit Authority	1989	\$420.00	60	No
Facilities	Buildings	Building Components	Electrical	1	EA	Eastern U.P. Transportation Authority	1996	\$308.40	60	No
Facilities	Buildings	Building Components	Electrical	1	EA	Eastern U.P. Transportation Authority	1996	\$420.00	60	No
Facilities	Buildings	Building Components	Electrical	1	EA	Eastern U.P. Transportation Authority	2018	\$2,010.00	60	No



Asset Category	Sub-Category	Asset Class	Asset Name	Quantity	Units	Transit System	Year Acquired	Replacement Value	Useful Life Benchmark	At or Past Useful Life Benchmark
Facilities	Buildings	Building Components	Electrical	28	EA	Eastern U.P. Transportation Authority	1993	\$11,760.00	60	No
Facilities	Buildings	Building Components	Electrical	14	EA	Eaton County Transportation Authority	1980	\$4,200.00	60	No
Facilities	Buildings	Building Components	Electrical	1	EA	Eaton County Transportation Authority	1980	\$2,640.00	60	No
Facilities	Buildings	Building Components	Electrical	1	EA	Eaton County Transportation Authority	1980	\$2,640.00	60	No
Facilities	Buildings	Building Components	Electrical	1	EA	Eaton County Transportation Authority	1980	\$2,640.00	60	No
Facilities	Buildings	Building Components	Electrical	6	EA	Eaton County Transportation Authority	1980	\$50,400.00	60	No
Facilities	Buildings	Building Components	Electrical	1	EA	Eaton County Transportation Authority	1980	\$300.00	60	No
Facilities	Buildings	Building Components	Electrical	1	EA	Eaton County Transportation Authority	1980	\$300.00	60	No
Facilities	Buildings	Building Components	Electrical	1	EA	Eaton County Transportation Authority	1980	\$420.00	60	No
Facilities	Buildings	Building Components	Electrical	1	EA	Eaton County Transportation Authority	1980	\$420.00	60	No
Facilities	Buildings	Building Components	Electrical	12	EA	Eaton County Transportation Authority	1980	\$3,600.00	60	No
Facilities	Buildings	Building Components	Electrical	1	EA	Eaton County Transportation Authority	1980	\$240.00	60	No
Facilities	Buildings	Building Components	Electrical	1	EA	Eaton County Transportation Authority	1980	\$2,010.00	60	No
Facilities	Buildings	Building Components	Electrical	1	EA	Eaton County Transportation Authority	1980	\$2,010.00	60	No
Facilities	Buildings	Building Components	Electrical	1	EA	Eaton County Transportation Authority	1980	\$2,010.00	60	No
Facilities	Buildings	Building Components	Electrical	2	EA	Eaton County Transportation Authority	1980	\$840.00	60	No
Facilities	Buildings	Building Components	Electrical	1	EA	Eaton County Transportation Authority	1980	\$240.00	60	No
Facilities	Buildings	Building Components	Electrical	1	EA	Eaton County Transportation Authority	1980	\$420.00	60	No
Facilities	Buildings	Building Components	Electrical	1	EA	Eaton County Transportation Authority	1980	\$420.00	60	No
Facilities	Buildings	Building Components	Electrical	1	EA	Eaton County Transportation Authority	1980	\$360.00	60	No
Facilities	Buildings	Building Components	Electrical	5	EA	Friendship Center of Emmet County	2005	\$42,000.00	60	No
Facilities	Buildings	Building Components	Electrical	3	EA	Friendship Center of Emmet County	2005	\$288.00	60	No

Asset Category	Sub-Category	Asset Class	Asset Name	Quantity	Units	Transit System	Year Acquired	Replacement Value	Useful Life Benchmark	At or Past Useful Life Benchmark
Facilities	Buildings	Building Components	Electrical	62	EA	Friendship Center of Emmet County	2005	\$5,208.00	60	No
Facilities	Buildings	Building Components	Electrical	1	EA	Friendship Center Of Emmet County	2005	\$7,987.56	60	No
Facilities	Buildings	Building Components	Electrical	4	EA	Gladwin - Administrative Facility	1980	\$768.00	60	No
Facilities	Buildings	Building Components	Electrical	1	EA	Gladwin - Administrative Facility	1980	\$15,600.00	60	No
Facilities	Buildings	Building Components	Electrical	86	EA	Gladwin - Administrative Facility	1980	\$36,120.00	60	No
Facilities	Buildings	Building Components	Electrical	1	EA	Gladwin - Administrative Facility	1980	\$2,640.00	60	No
Facilities	Buildings	Building Components	Electrical	1	EA	Gladwin - Administrative Facility	1980	\$2,400.00	60	No
Facilities	Buildings	Building Components	Electrical	1	EA	Gladwin City/County Transit	1980	\$192.00	60	No
Facilities	Buildings	Building Components	Electrical	1	EA	Gladwin City/County Transit	1980	\$192.00	60	No
Facilities	Buildings	Building Components	Electrical	1	EA	Gladwin City/County Transit	1980	\$300.00	60	No
Facilities	Buildings	Building Components	Electrical	13	EA	Gladwin City/County Transit	1980	\$5,460.00	60	No
Facilities	Buildings	Building Components	Electrical	2	EA	Gladwin City/County Transit	1980	\$480.00	60	No
Facilities	Buildings	Building Components	Electrical	1	EA	Gogebic County Transit	1996	\$308.40	60	No
Facilities	Buildings	Building Components	Electrical	1	EA	Gogebic County Transit	1996	\$420.00	60	No
Facilities	Buildings	Building Components	Electrical	17	EA	Gogebic County Transit	1996	\$7,140.00	60	No
Facilities	Buildings	Building Components	Electrical	10	EA	Gogebic County Transit	1996	\$4,200.00	60	No
Facilities	Buildings	Building Components	Electrical	1	EA	Gogebic County Transit	1996	\$300.00	60	No
Facilities	Buildings	Building Components	Electrical	1	EA	Gogebic County Transit	1996	\$300.00	60	No
Facilities	Buildings	Building Components	Electrical	1	EA	Gogebic County Transit	1996	\$300.00	60	No
Facilities	Buildings	Building Components	Electrical	21	EA	Gogebic County Transit	1996	\$8,820.00	60	No
Facilities	Buildings	Building Components	Electrical	16	EA	Greater Lapeer Transportation Authority	2002	\$6,720.00	60	No
Facilities	Buildings	Building Components	Electrical	5	EA	Greater Lapeer Transportation Authority	2002	\$1,200.00	60	No



Asset Category	Sub-Category	Asset Class	Asset Name	Quantity	Units	Transit System	Year Acquired	Replacement Value	Useful Life Benchmark	At or Past Useful Life Benchmark
Facilities	Buildings	Building Components	Electrical	10	EA	Greater Lapeer Transportation Authority	2002	\$3,000.00	60	No
Facilities	Buildings	Building Components	Electrical	1	EA	Greater Lapeer Transportation Authority	2002	\$15,600.00	60	No
Facilities	Buildings	Building Components	Electrical	20	EA	Greater Lapeer Transportation Authority	2002	\$8,400.00	60	No
Facilities	Buildings	Building Components	Electrical	4	EA	Greater Lapeer Transportation Authority	2002	\$1,680.00	60	No
Facilities	Buildings	Building Components	Electrical	1	EA	Greater Lapeer Transportation Authority	2002	\$15,600.00	60	No
Facilities	Buildings	Building Components	Electrical	33	EA	Greater Lapeer Transportation Authority	2002	\$13,860.00	60	No
Facilities	Buildings	Building Components	Electrical	1	EA	Greater Lapeer Transportation Authority	2002	\$9,600.00	60	No
Facilities	Buildings	Building Components	Electrical	1	EA	Greenville Transit	2019	\$2,400.00	60	No
Facilities	Buildings	Building Components	Electrical	21	EA	Greenville Transit	2019	\$6,300.00	60	No
Facilities	Buildings	Building Components	Electrical	10	EA	Greenville Transit	2019	\$4,200.00	60	No
Facilities	Buildings	Building Components	Electrical	4	EA	Greenville Transit	2019	\$1,680.00	60	No
Facilities	Buildings	Building Components	Electrical	1	EA	Hillsdale Dial-A-Ride	2010	\$240.00	60	No
Facilities	Buildings	Building Components	Electrical	1	EA	Hillsdale Dial-A-Ride	2010	\$9,600.00	60	No
Facilities	Buildings	Building Components	Electrical	6	EA	Hillsdale Dial-A-Ride	2010	\$288.00	60	No
Facilities	Buildings	Building Components	Electrical	15	EA	Hillsdale Dial-A-Ride	2010	\$1,260.00	60	No
Facilities	Buildings	Building Components	Electrical	1	EA	Hillsdale Dial-A-Ride	2010	\$192.00	60	No
Facilities	Buildings	Building Components	Electrical	1	EA	Houghton - Bus garage	1982	\$84.00	60	No
Facilities	Buildings	Building Components	Electrical	1	EA	Houghton Motor Transit Line	1982	\$3,600.00	60	No
Facilities	Buildings	Building Components	Electrical	1	EA	Houghton Motor Transit Line	1982	\$540.00	60	No
Facilities	Buildings	Building Components	Electrical	94	EA	Houghton Motor Transit Line	1982	\$39,480.00	60	No
Facilities	Buildings	Building Components	Electrical	1	EA	Houghton Motor Transit Line	1982	\$308.40	60	No
Facilities	Buildings	Building Components	Electrical	1	EA	Houghton Motor Transit Line	1982	\$308.40	60	No
Facilities	Buildings	Building Components	Electrical	470	LF	Houghton Motor Transit Line	1982	\$9,588.00	60	No

Asset Category	Sub-Category	Asset Class	Asset Name	Quantity	Units	Transit System	Year Acquired	Replacement Value	Useful Life Benchmark	At or Past Useful Life Benchmark
Facilities	Buildings	Building Components	Electrical	95	EA	Houghton Motor Transit Line	1982	\$39,900.00	60	No
Facilities	Buildings	Building Components	Electrical	2	EA	Houghton Motor Transit Line	1982	\$840.00	60	No
Facilities	Buildings	Building Components	Electrical	4	EA	Houghton Motor Transit Line	1982	\$1,680.00	60	No
Facilities	Buildings	Building Components	Electrical	14	EA	Huron Transit Corporation	1992	\$5,880.00	60	No
Facilities	Buildings	Building Components	Electrical	2	EA	Huron Transit Corporation	1992	\$384.00	60	No
Facilities	Buildings	Building Components	Electrical	1	EA	Huron Transit Corporation	1992	\$15,600.00	60	No
Facilities	Buildings	Building Components	Electrical	1	EA	Huron Transit Corporation	1992	\$240.00	60	No
Facilities	Buildings	Building Components	Electrical	12	EA	Huron Transit Corporation	1992	\$7,200.00	60	No
Facilities	Buildings	Building Components	Electrical	25	EA	Huron Transit Corporation	1992	\$7,500.00	60	No
Facilities	Buildings	Building Components	Electrical	1	EA	Huron Transit Corporation	1992	\$15,600.00	60	No
Facilities	Buildings	Building Components	Electrical	1	EA	Huron Transit Corporation	1992	\$420.00	60	No
Facilities	Buildings	Building Components	Electrical	8	EA	Huron Transit Corporation	1992	\$3,360.00	60	No
Facilities	Buildings	Building Components	Electrical	1	EA	Huron Transit Corporation	1992	\$420.00	60	No
Facilities	Buildings	Building Components	Electrical	2	EA	Huron Transit Corporation	1992	\$4,020.00	60	No
Facilities	Buildings	Building Components	Electrical	6	EA	Huron Transit Corporation	1992	\$2,520.00	60	No
Facilities	Buildings	Building Components	Electrical	3	EA	Huron Transit Corporation	1992	\$900.00	60	No
Facilities	Buildings	Building Components	Electrical	14	EA	Huron Transit Corporation	2018	\$5,880.00	60	No
Facilities	Buildings	Building Components	Electrical	10	EA	Huron Transit Corporation	1992	\$4,200.00	60	No
Facilities	Buildings	Building Components	Electrical	1	EA	Huron Transit Corporation	1992	\$420.00	60	No
Facilities	Buildings	Building Components	Electrical	1	EA	Huron Transit Corporation	1992	\$360.00	60	No
Facilities	Buildings	Building Components	Electrical	1	EA	Interurban Transit Authority	1990	\$8,400.00	60	No
Facilities	Buildings	Building Components	Electrical	1	EA	Interurban Transit Authority	1990	\$300.00	60	No

Asset Category	Sub-Category	Asset Class	Asset Name	Quantity	Units	Transit System	Year Acquired	Replacement Value	Useful Life Benchmark	At or Past Useful Life Benchmark
Facilities	Buildings	Building Components	Electrical	1	EA	Interurban Transit Authority	1990	\$420.00	60	No
Facilities	Buildings	Building Components	Electrical	12	EA	Interurban Transit Authority	2021	\$5,040.00	60	No
Facilities	Buildings	Building Components	Electrical	26	EA	Interurban Transit Authority	1990	\$10,920.00	60	No
Facilities	Buildings	Building Components	Electrical	1	EA	Interurban Transit Authority	1990	\$420.00	60	No
Facilities	Buildings	Building Components	Electrical	136	EA	Ionia Dial-A-Ride	2020	\$11,424.00	60	No
Facilities	Buildings	Building Components	Electrical	1	EA	Ionia Dial-A-Ride	2002	\$9,600.00	60	No
Facilities	Buildings	Building Components	Electrical	32	EA	Ionia Dial-A-Ride	2002	\$2,688.00	60	No
Facilities	Buildings	Building Components	Electrical	16	EA	Ionia Dial-A-Ride	2002	\$1,344.00	60	No
Facilities	Buildings	Building Components	Electrical	18	EA	Ionia Dial-A-Ride	2002	\$1,512.00	60	No
Facilities	Buildings	Building Components	Electrical	3	EA	Ionia Dial-A-Ride	2002	\$252.00	60	No
Facilities	Buildings	Building Components	Electrical	1	EA	Ionia-Dial-A-Ride	1989	\$420.00	60	No
Facilities	Buildings	Building Components	Electrical	1	EA	Ionia-Dial-A-Ride	1989	\$300.00	60	No
Facilities	Buildings	Building Components	Electrical	380	LF	Ionia-Dial-A-Ride	1989	\$3,648.00	60	No
Facilities	Buildings	Building Components	Electrical	4	EA	Ionia-Dial-A-Ride	1989	\$8,040.00	60	No
Facilities	Buildings	Building Components	Electrical	2	EA	Ionia-Dial-A-Ride	1989	\$480.00	60	No
Facilities	Buildings	Building Components	Electrical	3	EA	Ionia-Dial-A-Ride	1989	\$720.00	60	No
Facilities	Buildings	Building Components	Electrical	8	EA	Ionia-Dial-A-Ride	1989	\$3,360.00	60	No
Facilities	Buildings	Building Components	Electrical	7	EA	Ionia-Dial-A-Ride	1989	\$1,680.00	60	No
Facilities	Buildings	Building Components	Electrical	3	EA	Ionia-Dial-A-Ride	1989	\$2,010.00	60	No
Facilities	Buildings	Building Components	Electrical	4	EA	Iosco Transit Corporation	1979	\$25,200.00	60	No
Facilities	Buildings	Building Components	Electrical	8	EA	Iosco Transit Corporation	1979	\$1,680.00	60	No
Facilities	Buildings	Building Components	Electrical	12	EA	Iosco Transit Corporation	1979	\$2,400.00	60	No

Asset Category	Sub-Category	Asset Class	Asset Name	Quantity	Units	Transit System	Year Acquired	Replacement Value	Useful Life Benchmark	At or Past Useful Life Benchmark
Facilities	Buildings	Building Components	Electrical	26	EA	Iosco Transit Corporation	2022	\$5,040.00	60	No
Facilities	Buildings	Building Components	Electrical	3	EA	Iosco Transit Corporation	1979	\$10,920.00	60	No
Facilities	Buildings	Building Components	Electrical	1	EA	Kalkaska - Public Transit Facility	2004	\$2,010.00	60	No
Facilities	Buildings	Building Components	Electrical	1	EA	Kalkaska - Public Transit Facility	2004	\$2,010.00	60	No
Facilities	Buildings	Building Components	Electrical	1	EA	Kalkaska - Public Transit Facility	2004	\$2,010.00	60	No
Facilities	Buildings	Building Components	Electrical	1	EA	Kalkaska - Public Transit Facility	2004	\$9,600.00	60	No
Facilities	Buildings	Building Components	Electrical	12	EA	Kalkaska - Public Transit Facility	2004	\$3,600.00	60	No
Facilities	Buildings	Building Components	Electrical	6	EA	Kalkaska - Public Transit Facility	2004	\$2,520.00	60	No
Facilities	Buildings	Building Components	Electrical	26	EA	Kalkaska - Public Transit Facility	2004	\$10,920.00	60	No
Facilities	Buildings	Building Components	Electrical	13	EA	Kalkaska - Public Transit Facility	2021	\$5,460.00	60	No
Facilities	Buildings	Building Components	Electrical	24	EA	Kalkaska - Public Transit Facility	2004	\$10,080.00	60	No
Facilities	Buildings	Building Components	Electrical	1	EA	Kalkaska - Public Transit Facility	2004	\$420.00	60	No
Facilities	Buildings	Building Components	Electrical	1	EA	Kalkaska - Public Transit Facility	2004	\$2,010.00	60	No
Facilities	Buildings	Building Components	Electrical	1	EA	Kalkaska Public Transit Authority	1998	\$96.00	60	No
Facilities	Buildings	Building Components	Electrical	56	EA	Kalkaska Public Transit Authority	1998	\$4,704.00	60	No
Facilities	Buildings	Building Components	Electrical	17	EA	Kalkaska Public Transit Authority	2020	\$1,428.00	60	No
Facilities	Buildings	Building Components	Electrical	1	EA	Kalkaska Public Transit Authority	2020	\$84.00	60	No
Facilities	Buildings	Building Components	Electrical	1	EA	Kalkaska Public Transit Authority	1998	\$1,800.00	60	No
Facilities	Buildings	Building Components	Electrical	18	EA	Kalkaska Public Transit Authority	1998	\$1,512.00	60	No
Facilities	Buildings	Building Components	Electrical	2	EA	Key Opportunities	1976	\$600.00	60	No
Facilities	Buildings	Building Components	Electrical	1	EA	Key Opportunities	1976	\$420.00	60	No
Facilities	Buildings	Building Components	Electrical	1	EA	Ludington Mass Transportation Authority	2004	\$600.00	60	No



Asset Category	Sub-Category	Asset Class	Asset Name	Quantity	Units	Transit System	Year Acquired	Replacement Value	Useful Life Benchmark	At or Past Useful Life Benchmark
Facilities	Buildings	Building Components	Electrical	4	EA	Ludington Mass Transportation Authority	2004	\$1,680.00	60	No
Facilities	Buildings	Building Components	Electrical	26	EA	Ludington Mass Transportation Authority	2004	\$10,920.00	60	No
Facilities	Buildings	Building Components	Electrical	13	EA	Ludington Mass Transportation Authority	2004	\$5,460.00	60	No
Facilities	Buildings	Building Components	Electrical	24	EA	Ludington Mass Transportation Authority	2004	\$10,080.00	60	No
Facilities	Buildings	Building Components	Electrical	12	EA	Ludington Mass Transportation Authority	2004	\$3,600.00	60	No
Facilities	Buildings	Building Components	Electrical	1	EA	Ludington Mass Transportation Authority	2004	\$9,600.00	60	No
Facilities	Buildings	Building Components	Electrical	1	EA	Ludington Mass Transportation Authority	2004	\$18,000.00	60	No
Facilities	Buildings	Building Components	Electrical	1	EA	Ludington Mass Transportation Authority	2004	\$9,600.00	60	No
Facilities	Buildings	Building Components	Electrical	1	EA	Ludington Mass Transportation Authority	2004	\$10,800.00	60	No
Facilities	Buildings	Building Components	Electrical	1	EA	Ludington Mass Transportation Authority	2004	\$9,600.00	60	No
Facilities	Buildings	Building Components	Electrical	25344	SF	Ludington Mass Transportation Authority	2004	\$91,238.40	60	No
Facilities	Buildings	Building Components	Electrical	24	EA	Manistee County Transportation	1984	\$2,304.00	60	No
Facilities	Buildings	Building Components	Electrical	92	EA	Manistee County Transportation	1984	\$7,728.00	60	No
Facilities	Buildings	Building Components	Electrical	29	EA	Manistee County Transportation	2014	\$2,436.00	60	No
Facilities	Buildings	Building Components	Electrical	2	EA	Manistee County Transportation	1984	\$384.00	60	No
Facilities	Buildings	Building Components	Electrical	1	EA	Marquette County Transit Authority	2004	\$79,200.00	60	No
Facilities	Buildings	Building Components	Electrical	30	EA	Marquette County Transit Authority	2004	\$9,000.00	60	No
Facilities	Buildings	Building Components	Electrical	67900	SF	Marquette County Transit Authority	2004	\$896,280.00	60	No
Facilities	Buildings	Building Components	Electrical	14	EA	Marshall, City of	2000	\$1,176.00	60	No
Facilities	Buildings	Building Components	Electrical	1	EA	Marshall, City of (Facility 1)	1986	\$2,010.00	60	No
Facilities	Buildings	Building Components	Electrical	7	EA	Marshall, City of (Facility 1)	1986	\$19,358,331.57	60	No
Facilities	Buildings	Building Components	Electrical	50	EA	Marshall, City of (Facility 1)	1986	\$21,000.00	60	No
Facilities	Buildings	Building Components	Electrical	1	EA	Marshall, City of (Facility 1)	1986	\$79,013.60	60	No



Asset Category	Sub-Category	Asset Class	Asset Name	Quantity	Units	Transit System	Year Acquired	Replacement Value	Useful Life Benchmark	At or Past Useful Life Benchmark
Facilities	Buildings	Building Components	Electrical	24	EA	Marshall, City of (Facility 1)	2022	\$10,080.00	60	No
Facilities	Buildings	Building Components	Electrical	1	EA	Mecosta Osceola Transit Authority	1999	\$300.00	60	No
Facilities	Buildings	Building Components	Electrical	35	EA	Mecosta Osceola Transit Authority	1999	\$14,700.00	60	No
Facilities	Buildings	Building Components	Electrical	60	EA	Mecosta Osceola Transit Authority	1999	\$25,200.00	60	No
Facilities	Buildings	Building Components	Electrical	1	EA	Mecosta Osceola Transit Authority	1999	\$2,640.00	60	No
Facilities	Buildings	Building Components	Electrical	1	EA	Ogemaw County Public Transportation	1998	\$2,010.00	60	No
Facilities	Buildings	Building Components	Electrical	1	EA	Ogemaw County Public Transportation	1998	\$420.00	60	No
Facilities	Buildings	Building Components	Electrical	4	EA	Ogemaw County Public Transportation	1998	\$1,680.00	60	No
Facilities	Buildings	Building Components	Electrical	18	EA	Ogemaw County Public Transportation	1998	\$7,560.00	60	No
Facilities	Buildings	Building Components	Electrical	1	EA	Ontonagon County Public Transit	2001	\$2,010.00	60	No
Facilities	Buildings	Building Components	Electrical	9	EA	Ontonagon County Public Transit	2001	\$2,700.00	60	No
Facilities	Buildings	Building Components	Electrical	1	EA	Ontonagon County Public Transit	2001	\$300.00	60	No
Facilities	Buildings	Building Components	Electrical	1	EA	Ontonagon County Public Transit	2001	\$240.00	60	No
Facilities	Buildings	Building Components	Electrical	11	EA	Ontonagon County Public Transit	2001	\$4,620.00	60	No
Facilities	Buildings	Building Components	Electrical	1	EA	Ontonagon County Public Transit	2001	\$420.00	60	No
Facilities	Buildings	Building Components	Electrical	1	EA	Ontonagon County Public Transit	2001	\$2,010.00	60	No
Facilities	Buildings	Building Components	Electrical	1	EA	Ontonagon County Public Transit	2001	\$9,600.00	60	No
Facilities	Buildings	Building Components	Electrical	1	EA	Oscoda County Area Transit Specialists	2019	\$96.00	60	No
Facilities	Buildings	Building Components	Electrical	1	EA	Oscoda County Area Transit Specialists	2019	\$2,010.00	60	No
Facilities	Buildings	Building Components	Electrical	1	EA	Oscoda County Area Transit Specialists	2019	\$84.00	60	No
Facilities	Buildings	Building Components	Electrical	1	EA	Oscoda County Area Transit Specialists	2019	\$2,010.00	60	No
Facilities	Buildings	Building Components	Electrical	1	EA	Otsego County Bus System	1994	\$308.40	60	No

Asset Category	Sub-Category	Asset Class	Asset Name	Quantity	Units	Transit System	Year Acquired	Replacement Value	Useful Life Benchmark	At or Past Useful Life Benchmark
Facilities	Buildings	Building Components	Electrical	1	EA	Otsego County Bus System	1994	\$96.00	60	No
Facilities	Buildings	Building Components	Electrical	1	EA	Otsego County Bus System	1994	\$96.00	60	No
Facilities	Buildings	Building Components	Electrical	1	EA	Otsego County Bus System	1994	\$960.00	60	No
Facilities	Buildings	Building Components	Electrical	11	EA	Otsego County Bus System	1994	\$2,640.00	60	No
Facilities	Buildings	Building Components	Electrical	1	EA	Otsego County Bus System	1994	\$1,200.00	60	No
Facilities	Buildings	Building Components	Electrical	1	EA	Otsego County Bus System	1994	\$1,200.00	60	No
Facilities	Buildings	Building Components	Electrical	2	EA	Otsego County Bus System	2003	\$19,200.00	60	No
Facilities	Buildings	Building Components	Electrical	240	EA	Otsego County Bus System	2018	\$20,160.00	60	No
Facilities	Buildings	Building Components	Electrical	1	EA	Otsego County Bus System	1994	\$84.00	60	No
Facilities	Buildings	Building Components	Electrical	1	EA	Otsego County Bus System	1998	\$192.00	60	No
Facilities	Buildings	Building Components	Electrical	1	EA	Peoples Express	2019	\$96.00	60	No
Facilities	Buildings	Building Components	Electrical	6	EA	Peoples Express	2019	\$504.00	60	No
Facilities	Buildings	Building Components	Electrical	1	EA	Peoples Express	2019	\$96.00	60	No
Facilities	Buildings	Building Components	Electrical	40	EA	Peoples Express	2019	\$3,360.00	60	No
Facilities	Buildings	Building Components	Electrical	30	EA	Peoples Express	2019	\$2,520.00	60	No
Facilities	Buildings	Building Components	Electrical	10	EA	Peoples Express	2019	\$840.00	60	No
Facilities	Buildings	Building Components	Electrical	5	EA	Peoples Express	2019	\$420.00	60	No
Facilities	Buildings	Building Components	Electrical	3	EA	Peoples Express	2019	\$252.00	60	No
Facilities	Buildings	Building Components	Electrical	2	EA	Peoples Express	2019	\$384.00	60	No
Facilities	Buildings	Building Components	Electrical	1	EA	Peoples Express	2019	\$192.00	60	No
Facilities	Buildings	Building Components	Electrical	1	EA	Pioneer Resources Muskegon	1988	\$308.40	60	No
Facilities	Buildings	Building Components	Electrical	1	EA	Pioneer Resources Muskegon	1988	\$308.40	60	No

Asset Category	Sub-Category	Asset Class	Asset Name	Quantity	Units	Transit System	Year Acquired	Replacement Value	Useful Life Benchmark	At or Past Useful Life Benchmark
Facilities	Buildings	Building Components	Electrical	4	EA	Pioneer Resources Muskegon	1994	\$395,067.99	60	No
Facilities	Buildings	Building Components	Electrical	1	EA	Pioneer Resources Muskegon	1988	\$720.00	60	No
Facilities	Buildings	Building Components	Electrical	1	EA	Pioneer Resources Muskegon	1988	\$308.40	60	No
Facilities	Buildings	Building Components	Electrical	20	EA	Pioneer Resources Muskegon	1988	\$8,400.00	60	No
Facilities	Buildings	Building Components	Electrical	1	EA	Pioneer Resources Muskegon	1988	\$420.00	60	No
Facilities	Buildings	Building Components	Electrical	1	EA	Pioneer Resources Muskegon	1988	\$32,708.76	60	No
Facilities	Buildings	Building Components	Electrical	1	EA	Pioneer Resources Muskegon	1988	\$240.00	60	No
Facilities	Buildings	Building Components	Electrical	20	EA	Pioneer Resources Muskegon	1988	\$4,800.00	60	No
Facilities	Buildings	Building Components	Electrical	48	EA	Pioneer Resources Muskegon	2021	\$20,160.00	60	No
Facilities	Buildings	Building Components	Electrical	1	EA	Pioneer Resources Muskegon	1988	\$240.00	60	No
Facilities	Buildings	Building Components	Electrical	3	EA	Pioneer Resources Muskegon	1988	\$720.00	60	No
Facilities	Buildings	Building Components	Electrical	200	EA	Presque Isle County COA	2018	\$16,800.00	60	No
Facilities	Buildings	Building Components	Electrical	4	EA	Presque Isle County COA	1978	\$336.00	60	No
Facilities	Buildings	Building Components	Electrical	20	EA	Roscommon County Transportation Authority	1988	\$8,400.00	60	No
Facilities	Buildings	Building Components	Electrical	1	EA	Roscommon County Transportation Authority	1988	\$240.00	60	No
Facilities	Buildings	Building Components	Electrical	1	EA	Roscommon County Transportation Authority	1988	\$360.00	60	No
Facilities	Buildings	Building Components	Electrical	1	EA	Roscommon County Transportation Authority	1988	\$192.00	60	No
Facilities	Buildings	Building Components	Electrical	1	EA	Roscommon County Transportation Authority	1988	\$420.00	60	No
Facilities	Buildings	Building Components	Electrical	1	EA	Roscommon County Transportation Authority	1988	\$720.00	60	No
Facilities	Buildings	Building Components	Electrical	3	EA	Roscommon County Transportation Authority	1988	\$7,920.00	60	No
Facilities	Buildings	Building Components	Electrical	20	EA	Roscommon County Transportation Authority	1988	\$4,800.00	60	No
Facilities	Buildings	Building Components	Electrical	2	EA	Sanilac Transit Authority Regional Services	2008	\$384.00	60	No

Asset Category	Sub-Category	Asset Class	Asset Name	Quantity	Units	Transit System	Year Acquired	Replacement Value	Useful Life Benchmark	At or Past Useful Life Benchmark
Facilities	Buildings	Building Components	Electrical	1	EA	Sanilac Transit Authority Regional Services	2008	\$192.00	60	No
Facilities	Buildings	Building Components	Electrical	3	EA	Sanilac Transit Authority Regional Services	2008	\$720.00	60	No
Facilities	Buildings	Building Components	Electrical	10	EA	Sanilac Transit Authority Regional Services	2008	\$2,400.00	60	No
Facilities	Buildings	Building Components	Electrical	10	EA	Sanilac Transit Authority Regional Services	2008	\$4,200.00	60	No
Facilities	Buildings	Building Components	Electrical	2	EA	Sanilac Transit Authority Regional Services	2008	\$840.00	60	No
Facilities	Buildings	Building Components	Electrical	1	EA	Sanilac Transit Authority Regional Services	2008	\$420.00	60	No
Facilities	Buildings	Building Components	Electrical	1	EA	Sanilac Transit Authority Regional Services	2008	\$9,600.00	60	No
Facilities	Buildings	Building Components	Electrical	14	EA	Sanilac Transit Authority Regional Services	2008	\$11,760.00	60	No
Facilities	Buildings	Building Components	Electrical	1	EA	Schoolcraft County Transit Authority	1980	\$420.00	60	No
Facilities	Buildings	Building Components	Electrical	13	EA	Schoolcraft County Transit Authority	1980	\$3,900.00	60	No
Facilities	Buildings	Building Components	Electrical	1	EA	Schoolcraft County Transit Authority	1980	\$420.00	60	No
Facilities	Buildings	Building Components	Electrical	4	EA	Schoolcraft County Transit Authority	1980	\$1,200.00	60	No
Facilities	Buildings	Building Components	Electrical	1	EA	Schoolcraft County Transit Authority	1980	\$2,010.00	60	No
Facilities	Buildings	Building Components	Electrical	1	EA	Schoolcraft County Transit Authority	1980	\$2,010.00	60	No
Facilities	Buildings	Building Components	Electrical	1	EA	Schoolcraft County Transit Authority	1980	\$2,010.00	60	No
Facilities	Buildings	Building Components	Electrical	3	EA	Schoolcraft County Transit Authority	1980	\$6,030.00	60	No
Facilities	Buildings	Building Components	Electrical	1	EA	Schoolcraft County Transit Authority	1980	\$420.00	60	No
Facilities	Buildings	Building Components	Electrical	2	EA	Schoolcraft County Transit Authority	1980	\$840.00	60	No
Facilities	Buildings	Building Components	Electrical	1	EA	Schoolcraft County Transit Authority	1980	\$420.00	60	No
Facilities	Buildings	Building Components	Electrical	21	EA	Schoolcraft County Transit Authority	1980	\$8,820.00	60	No
Facilities	Buildings	Building Components	Electrical	1	EA	Schoolcraft County Transit Authority	1980	\$840.00	60	No



Asset Category	Sub-Category	Asset Class	Asset Name	Quantity	Units	Transit System	Year Acquired	Replacement Value	Useful Life Benchmark	At or Past Useful Life Benchmark
Facilities	Buildings	Building Components	Electrical	1	EA	Schoolcraft County Transit Authority	1980	\$420.00	60	No
Facilities	Buildings	Building Components	Electrical	1	EA	Schoolcraft County Transit Authority	1980	\$420.00	40	Yes
Facilities	Buildings	Building Components	Electrical	54	EA	Shiawassee Area Transportation Agency	2004	\$22,680.00	60	No
Facilities	Buildings	Building Components	Electrical	4	EA	Shiawassee Area Transportation Agency	2004	\$8,040.00	60	No
Facilities	Buildings	Building Components	Electrical	1	EA	Shiawassee Area Transportation Agency	2004	\$9,600.00	60	No
Facilities	Buildings	Building Components	Electrical	8	EA	Shiawassee Area Transportation Agency	2004	\$3,360.00	60	No
Facilities	Buildings	Building Components	Electrical	1	EA	Shiawassee Area Transportation Agency	2004	\$2,010.00	60	No
Facilities	Buildings	Building Components	Electrical	1	EA	Shiawassee Area Transportation Agency	2004	\$312.00	60	No
Facilities	Buildings	Building Components	Electrical	11	EA	Shiawassee Area Transportation Agency	2004	\$3,300.00	60	No
Facilities	Buildings	Building Components	Electrical	3	EA	Shiawassee Area Transportation Agency	2004	\$25,200.00	60	No
Facilities	Buildings	Building Components	Electrical	1	EA	Shiawassee Area Transportation Agency	2004	\$240.00	60	No
Facilities	Buildings	Building Components	Electrical	2	EA	Shiawassee Area Transportation Agency	2004	\$600.00	60	No
Facilities	Buildings	Building Components	Electrical	1	EA	St. Joseph County Transportation Authority	1980	\$23,700.00	60	No
Facilities	Buildings	Building Components	Electrical	1	EA	Thunderbay Transportation Authority	2017	\$96.00	60	No
Facilities	Buildings	Building Components	Electrical	2	EA	Thunderbay Transportation Authority	2017	\$19,200.00	60	No
Facilities	Buildings	Building Components	Electrical	4	EA	Thunderbay Transportation Authority	2017	\$2,880.00	60	No
Facilities	Buildings	Building Components	Electrical	1	EA	Thunderbay Transportation Authority	2017	\$7,987.56	60	No
Facilities	Buildings	Building Components	Electrical	1	EA	Thunderbay Transportation Authority	2017	\$84.00	60	No
Facilities	Buildings	Building Components	Electrical	1	EA	Thunderbay Transportation Authority	2017	\$7,987.56	60	No
Facilities	Buildings	Building Components	Electrical	7	EA	Van Buren Public Transit	1987	\$2,940.00	60	No
Facilities	Buildings	Building Components	Electrical	1	EA	Van Buren Public Transit	1987	\$192.00	60	No
Facilities	Buildings	Building Components	Electrical	1	EA	Van Buren Public Transit	1987	\$7,987.20	60	No



Asset Category	Sub-Category	Asset Class	Asset Name	Quantity	Units	Transit System	Year Acquired	Replacement Value	Useful Life Benchmark	At or Past Useful Life Benchmark
Facilities	Buildings	Building Components	Electrical	0	EA	Van Buren Public Transit	1987	\$0.00	60	No
Facilities	Buildings	Building Components	Electrical	1	EA	Van Buren Public Transit	1987	\$300.00	60	No
Facilities	Buildings	Building Components	Electrical	9	EA	Van Buren Public Transit	1987	\$2,700.00	60	No
Facilities	Buildings	Building Components	Electrical	1	EA	Van Buren Public Transit	1987	\$1,500.00	60	No
Facilities	Buildings	Building Components	Electrical	1	EA	Van Buren Public Transit	1987	\$420.00	60	No
Facilities	Buildings	Building Components	Electrical	25	EA	Van Buren Public Transit	1987	\$10,500.00	60	No
Facilities	Buildings	Building Components	Electrical	3	EA	Van Buren Public Transit	1987	\$1,260.00	60	No
Facilities	Buildings	Building Components	Electrical	10	EA	Van Buren Public Transit	1987	\$4,200.00	60	No
Facilities	Buildings	Building Components	Electrical	6	EA	Van Buren Public Transit	1987	\$5,040.00	60	No
Facilities	Buildings	Building Components	Electrical	13	EA	Yates Township	1987	\$9,360.00	60	No
Facilities	Buildings	Building Components	Electrical	62	EA	Yates Township	1987	\$5,208.00	60	No
Facilities	Buildings	Building Components	Electrical	60	EA	Yates Township	1987	\$5,040.00	60	No
Facilities	Buildings	Building Components	Electrical	25	EA	Yates Township	1987	\$2,100.00	60	No
Facilities	Buildings	Building Components	Elevators and Conveying Systems	1	EA	Marshall, City of (Facility 1)	1986	\$18,510.00	25	Yes
Facilities	Buildings	Building Components	Emergency Backup System: UPS	1	EA	Allegan County Transportation	2010	\$1,200.00	15	No
Facilities	Buildings	Building Components	Exterior	1	EA	Adrian Dial-a-ride	2008	\$4.20	60	No
Facilities	Buildings	Building Components	Exterior	3	EA	Adrian Dial-A-Ride	2008	\$1,440.00	60	No
Facilities	Buildings	Building Components	Exterior	1	EA	Alger Transit Authority	1982	\$1,440.00	60	No
Facilities	Buildings	Building Components	Exterior	1	EA	Alger Transit Authority	1982	\$3,000.00	60	No
Facilities	Buildings	Building Components	Exterior	1	EA	Alger Transit Authority	1982	\$816.00	60	No
Facilities	Buildings	Building Components	Exterior	1	EA	Allegan County Transportation	2010	\$4.20	60	No
Facilities	Buildings	Building Components	Exterior	1	EA	Allegan County Transportation	2010	\$600.00	60	No

Asset Category	Sub-Category	Asset Class	Asset Name	Quantity	Units	Transit System	Year Acquired	Replacement Value	Useful Life Benchmark	At or Past Useful Life Benchmark
Facilities	Buildings	Building Components	Exterior	1	EA	Allegan County Transportation	2010	\$480.00	60	No
Facilities	Buildings	Building Components	Exterior	4	EA	Allegan County Transportation	2010	\$12,000.00	60	No
Facilities	Buildings	Building Components	Exterior	1	EA	Allegan County Transportation	2010	\$3,000.00	60	No
Facilities	Buildings	Building Components	Exterior	4	EA	Allegan County Transportation	2010	\$12,000.00	60	No
Facilities	Buildings	Building Components	Exterior	1	EA	Alma Transit Center	2009	\$4.20	60	Yes
Facilities	Buildings	Building Components	Exterior	1	EA	Alma Transit Center	2009	\$4.20	60	No
Facilities	Buildings	Building Components	Exterior	8130	SF	Alma Transit Center	2009	\$68,292.00	60	Yes
Facilities	Buildings	Building Components	Exterior	450	LF	ALTRAN	2016	\$19,200.00	60	No
Facilities	Buildings	Building Components	Exterior	20	EA	ALTRAN	2016	\$3,000.00	60	No
Facilities	Buildings	Building Components	Exterior	1	EA	ALTRAN	2016	\$4,455.00	60	No
Facilities	Buildings	Building Components	Exterior	506	LF	Antrim County Transit	1970	\$412,896.00	60	No
Facilities	Buildings	Building Components	Exterior	5	EA	Antrim County Transit	1970	\$15,000.00	60	No
Facilities	Buildings	Building Components	Exterior	2	EA	Antrim County Transit	1970	\$6,000.00	60	No
Facilities	Buildings	Building Components	Exterior	1	EA	Baraga/Houghton/Keweenaw CAA	2002	\$4.20	60	No
Facilities	Buildings	Building Components	Exterior	1	EA	Barry County Transit	2002	\$4.20	60	No
Facilities	Buildings	Building Components	Exterior	1	EA	Barry County Transit	1988	\$600.00	60	No
Facilities	Buildings	Building Components	Exterior	2	EA	Barry County Transit	2021	\$6,000.00	60	No
Facilities	Buildings	Building Components	Exterior	1	EA	Barry County Transit	1988	\$3,000.00	60	No
Facilities	Buildings	Building Components	Exterior	2	EA	Barry County Transit	1988	\$6,000.00	60	No
Facilities	Buildings	Building Components	Exterior	2	EA	Barry County Transit	1988	\$6,000.00	60	No
Facilities	Buildings	Building Components	Exterior	2	EA	Barry County Transit	1988	\$6,000.00	60	No
Facilities	Buildings	Building Components	Exterior	3	EA	Barry County Transit	1988	\$9,000.00	60	No

Asset Category	Sub-Category	Asset Class	Asset Name	Quantity	Units	Transit System	Year Acquired	Replacement Value	Useful Life Benchmark	At or Past Useful Life Benchmark
Facilities	Buildings	Building Components	Exterior	3	EA	Barry County Transit	1988	\$9,000.00	60	No
Facilities	Buildings	Building Components	Exterior	1	EA	Bay Area Transportation Authority	2012	\$6,000.00	60	No
Facilities	Buildings	Building Components	Exterior	1	EA	Bay Area Transportation Authority	2012	\$240.00	60	No
Facilities	Buildings	Building Components	Exterior	2	EA	Bay Area Transportation Authority	2012	\$6,000.00	60	No
Facilities	Buildings	Building Components	Exterior	319	LF	Beaver Island -- Dock	2001	\$3,858.62	60	No
Facilities	Buildings	Building Components	Exterior	1	EA	Beaver Island -- Dock	1996	\$24,000.00	60	No
Facilities	Buildings	Building Components	Exterior	1	EA	Beaver Island -- Dock	2016	\$434.40	60	No
Facilities	Buildings	Building Components	Exterior	1	EA	Beaver Island -- Dock	2001	\$6,000.00	60	No
Facilities	Buildings	Building Components	Exterior	1	EA	Beaver Island -- Dock	2001	\$540.00	60	No
Facilities	Buildings	Building Components	Exterior	1	EA	Beaver Island -- Dock	2001	\$24,000.00	60	No
Facilities	Buildings	Building Components	Exterior	1	EA	Beaver Island -- Dock	2001	\$240.00	60	No
Facilities	Buildings	Building Components	Exterior	6	EA	Beaver Island -- Dock	2001	\$1,440.00	60	No
Facilities	Buildings	Building Components	Exterior	1	EA	Beaver Island -- Dock	2001	\$3,000.00	60	No
Facilities	Buildings	Building Components	Exterior	3	EA	Beaver Island Transportation Authority Admin Building	2005	\$9,000.00	60	No
Facilities	Buildings	Building Components	Exterior	1	EA	Benzie Transportation Authority	2011	\$4.20	60	No
Facilities	Buildings	Building Components	Exterior	1	EA	Benzie Transportation Authority	2011	\$32,708.76	60	No
Facilities	Buildings	Building Components	Exterior	1	EA	Benzie Transportation Authority	2011	\$32,708.76	60	No
Facilities	Buildings	Building Components	Exterior	1	EA	Benzie Transportation Authority	2011	\$3,000.00	60	No
Facilities	Buildings	Building Components	Exterior	190	LF	Berrien County	1992	\$2,298.24	60	No
Facilities	Buildings	Building Components	Exterior	6	EA	Berrien County	1992	\$18,000.00	60	No
Facilities	Buildings	Building Components	Exterior	550	LF	Berrien County	1992	\$6,652.80	60	No
Facilities	Buildings	Building Components	Exterior	282	LF	Berrien County	1992	\$3,411.07	60	No
Facilities	Buildings	Building Components	Exterior	3	EA	Big Rapids Dial A Ride	2003	\$72.00	60	No

Asset Category	Sub-Category	Asset Class	Asset Name	Quantity	Units	Transit System	Year Acquired	Replacement Value	Useful Life Benchmark	At or Past Useful Life Benchmark
Facilities	Buildings	Building Components	Exterior	1	EA	Big Rapids Dial A Ride	2003	\$816.00	60	No
Facilities	Buildings	Building Components	Exterior	5	EA	Big Rapids Dial A Ride	2003	\$120.00	60	No
Facilities	Buildings	Building Components	Exterior	1	EA	Big Rapids Dial A Ride	2003	\$240.00	60	No
Facilities	Buildings	Building Components	Exterior	6	EA	Big Rapids Dial A Ride	2003	\$1,440.00	60	No
Facilities	Buildings	Building Components	Exterior	2	EA	Big Rapids Dial A Ride	2003	\$480.00	60	No
Facilities	Buildings	Building Components	Exterior	6	EA	Big Rapids Dial A Ride	2003	\$18,000.00	60	No
Facilities	Buildings	Building Components	Exterior	2	EA	Belding Dial-A-Ride	2003	\$6,00.00	60	No
Facilities	Buildings	Building Components	Exterior	320	LF	Belding Dial-A-Ride	2003	\$3,168.00	60	No
Facilities	Buildings	Building Components	Exterior	1	EA	Belding Dial-A-Ride	2003	\$600.00	60	No
Facilities	Buildings	Building Components	Exterior	507	LF	Branch Area Transit Authority	1992	\$6,132.67	60	No
Facilities	Buildings	Building Components	Exterior	507	LF	Branch Area Transit Authority	2003	\$6,132.67	60	No
Facilities	Buildings	Building Components	Exterior	1	EA	Branch Area Transit Authority	2003	\$600.00	60	No
Facilities	Buildings	Building Components	Exterior	7	EA	Branch Area Transit Authority	1992	\$1,680.00	60	No
Facilities	Buildings	Building Components	Exterior	1	EA	Branch Area Transit Authority	1992	\$1,200.00	60	No
Facilities	Buildings	Building Components	Exterior	388	LF	Cadillac/Wexford Transit Authority	1995	\$1,629.60	60	No
Facilities	Buildings	Building Components	Exterior	1	EA	Cadillac/Wexford Transit Authority	1995	\$4.20	60	No
Facilities	Buildings	Building Components	Exterior	700	LF	Cadillac/Wexford Transit Authority	1995	\$2,940.00	60	No
Facilities	Buildings	Building Components	Exterior	2	EA	Cadillac/Wexford Transit Authority	1995	\$6,000.00	60	No
Facilities	Buildings	Building Components	Exterior	1	EA	Cadillac/Wexford Transit Authority	2010	\$540.00	60	No
Facilities	Buildings	Building Components	Exterior	1	EA	Cadillac/Wexford Transit Authority	2010	\$816.00	60	No
Facilities	Buildings	Building Components	Exterior	1	EA	Cadillac/Wexford Transit Authority	2010	\$24.00	60	No
Facilities	Buildings	Building Components	Exterior	37	EA	Cadillac/Wexford Transit Authority	2010	\$888.00	60	No



Asset Category	Sub-Category	Asset Class	Asset Name	Quantity	Units	Transit System	Year Acquired	Replacement Value	Useful Life Benchmark	At or Past Useful Life Benchmark
Facilities	Buildings	Building Components	Exterior	1	EA	Cadillac/Wexford Transit Authority	2010	\$96.00	60	No
Facilities	Buildings	Building Components	Exterior	1	EA	Cadillac/Wexford Transit Authority	2010	\$48.00	60	No
Facilities	Buildings	Building Components	Exterior	1	EA	Cadillac/Wexford Transit Authority	2010	\$816.00	60	No
Facilities	Buildings	Building Components	Exterior	7	EA	Cadillac/Wexford Transit Authority	2010	\$1,680.00	60	No
Facilities	Buildings	Building Components	Exterior	6	EA	Cadillac/Wexford Transit Authority	2010	\$1,440.00	60	No
Facilities	Buildings	Building Components	Exterior	2	EA	Cadillac/Wexford Transit Authority	2010	\$480.00	60	No
Facilities	Buildings	Building Components	Exterior	5	EA	Cadillac/Wexford Transit Authority	2010	\$15,000.00	60	No
Facilities	Buildings	Building Components	Exterior	2	EA	Cadillac/Wexford Transit Authority	2010	\$6,000.00	60	No
Facilities	Buildings	Building Components	Exterior	2	EA	Cass County Transportation Authority	1977	\$6,000.00	60	No
Facilities	Buildings	Building Components	Exterior	180	LF	Cass County Transportation Authority	1977	\$756.00	60	No
Facilities	Buildings	Building Components	Exterior	180	LF	Cass County Transportation Authority	1977	\$1,782.00	60	No
Facilities	Buildings	Building Components	Exterior	1	EA	Charlevoix County Public Transportation	2013	\$816.00	60	No
Facilities	Buildings	Building Components	Exterior	4	EA	Charlevoix County Public Transportation	1988	\$192.00	60	No
Facilities	Buildings	Building Components	Exterior	14	EA	Charlevoix County Public Transportation	1988	\$42,000.00	60	No
Facilities	Buildings	Building Components	Exterior	1	EA	Cheboygan COA - Sand Road Senior Center Transportation Office	1975	\$1,200.00	60	No
Facilities	Buildings	Building Components	Exterior	455	LF	Cheboygan County COA	1975	\$5,503.68	60	No
Facilities	Buildings	Building Components	Exterior	4	EA	Cheboygan County COA	1975	\$1,920.00	60	No
Facilities	Buildings	Building Components	Exterior	1	EA	City of Hancock	2011	\$4,440.00	60	No
Facilities	Buildings	Building Components	Exterior	220	LF	Clare County Transit Corporation	2012	\$2,376.00	60	No
Facilities	Buildings	Building Components	Exterior	1	EA	Clare County Transit Corporation	2012	\$24.00	60	No
Facilities	Buildings	Building Components	Exterior	100	SF	Clare County Transit Corporation	2012	\$353.73	60	No
Facilities	Buildings	Building Components	Exterior	1	EA	Clare County Transit Corporation	2012	\$24.00	60	No



Asset Category	Sub-Category	Asset Class	Asset Name	Quantity	Units	Transit System	Year Acquired	Replacement Value	Useful Life Benchmark	At or Past Useful Life Benchmark
Facilities	Buildings	Building Components	Exterior	1	EA	Clare County Transit Corporation	2012	\$180.00	60	No
Facilities	Buildings	Building Components	Exterior	1	EA	Clare County Transit Corporation	2012	\$240.00	60	No
Facilities	Buildings	Building Components	Exterior	5	EA	Clare County Transit Corporation	2012	\$6,000.00	60	No
Facilities	Buildings	Building Components	Exterior	1	EA	Clinton - Administration Building	2017	\$240.00	60	No
Facilities	Buildings	Building Components	Exterior	10172	SF	Clinton -- Administration Building	2017	\$85,444.80	60	No
Facilities	Buildings	Building Components	Exterior	215	LF	Clinton -- Administration Building	2017	\$2,600.64	60	No
Facilities	Buildings	Building Components	Exterior	215	LF	Clinton Area Transit System	2017	\$2,600.64	60	No
Facilities	Buildings	Building Components	Exterior	2	EA	Clinton Area Transit System	2017	\$960.00	60	No
Facilities	Buildings	Building Components	Exterior	4	EA	Community Action	2019	\$3,264.00	60	No
Facilities	Buildings	Building Components	Exterior	1	EA	Crawford County Transportation Authority	1988	\$540.00	60	No
Facilities	Buildings	Building Components	Exterior	1	EA	Crawford County Transportation Authority	1988	\$24.00	60	No
Facilities	Buildings	Building Components	Exterior	400	SF	Crawford County Transportation Authority	1988	\$6,720.00	60	No
Facilities	Buildings	Building Components	Exterior	1	EA	Crawford County Transportation Authority	1988	\$816.00	60	No
Facilities	Buildings	Building Components	Exterior	1	EA	Crawford County Transportation Authority	1988	\$6,000.00	60	No
Facilities	Buildings	Building Components	Exterior	8	EA	Crawford County Transportation Authority	1988	\$9,600.00	60	No
Facilities	Buildings	Building Components	Exterior	5	EA	Crawford County Transportation Authority	1988	\$1,200.00	60	No
Facilities	Buildings	Building Components	Exterior	9	EA	Crawford County Transportation Authority	2013	\$27,000.00	60	No
Facilities	Buildings	Building Components	Exterior	12	EA	Delta Area Transit Authority	1989	\$36,000.00	60	No
Facilities	Buildings	Building Components	Exterior	1	EA	Delta Area Transit Authority	1989	\$1,896.00	60	No
Facilities	Buildings	Building Components	Exterior	1	EA	Delta Area Transit Authority	1989	\$420.00	60	No
Facilities	Buildings	Building Components	Exterior	1	EA	Delta Area Transit Authority	1989	\$3,300.00	60	No
Facilities	Buildings	Building Components	Exterior	1	EA	Delta Area Transit Authority	1989	\$960.00	60	No

Asset Category	Sub-Category	Asset Class	Asset Name	Quantity	Units	Transit System	Year Acquired	Replacement Value	Useful Life Benchmark	At or Past Useful Life Benchmark
Facilities	Buildings	Building Components	Exterior	4	EA	Eastern U.P. Transportation Authority	1993	\$12,000.00	60	No
Facilities	Buildings	Building Components	Exterior	2	EA	Eaton County Transportation Authority	2003	\$960.00	60	No
Facilities	Buildings	Building Components	Exterior	1	EA	Eaton County Transportation Authority	1980	\$32,708.76	60	No
Facilities	Buildings	Building Components	Exterior	1	EA	Friendship Center of Emmet County	2005	\$1,920.00	60	No
Facilities	Buildings	Building Components	Exterior	412	LF	Friendship Center of Emmet County	2005	\$4,983.55	60	No
Facilities	Buildings	Building Components	Exterior	5	EA	Friendship Center of Emmet County	2005	\$3,000.00	60	No
Facilities	Buildings	Building Components	Exterior	5	EA	Friendship Center of Emmet County	2005	\$1,200.00	60	No
Facilities	Buildings	Building Components	Exterior	5	EA	Friendship Center of Emmet County	2021	\$15,000.00	60	No
Facilities	Buildings	Building Components	Exterior	1	EA	Gladwin City/County Transit	1980	\$3,300.00	60	No
Facilities	Buildings	Building Components	Exterior	8	EA	Gladwin City/County Transit	1980	\$3,840.00	60	No
Facilities	Buildings	Building Components	Exterior	1	EA	Gladwin City/County Transit	1980	\$816.00	60	No
Facilities	Buildings	Building Components	Exterior	1700	SF	Gogebic County Transit	1996	\$7,140.00	60	No
Facilities	Buildings	Building Components	Exterior	1	EA	Gogebic County Transit	1996	\$10.24	60	No
Facilities	Buildings	Building Components	Exterior	1	EA	Gogebic County Transit	1996	\$3,000.00	60	No
Facilities	Buildings	Building Components	Exterior	5	EA	Gogebic County Transit	1996	\$15,000.00	60	No
Facilities	Buildings	Building Components	Exterior	1	EA	Gogebic County Transit	1996	\$3,300.00	60	No
Facilities	Buildings	Building Components	Exterior	4400	SF	Gogebic County Transit	1996	\$18,480.00	60	No
Facilities	Buildings	Building Components	Exterior	2	EA	Greater Lapeer Transportation Authority	2002	\$1,359.60	60	No
Facilities	Buildings	Building Components	Exterior	6	EA	Greater Lapeer Transportation Authority	2002	\$2,880.00	60	No
Facilities	Buildings	Building Components	Exterior	64	EA	Greater Lapeer Transportation Authority	2002	\$52,224.00	60	No
Facilities	Buildings	Building Components	Exterior	22	EA	Greater Lapeer Transportation Authority	2002	\$21,120.00	60	No
Facilities	Buildings	Building Components	Exterior	500	LF	Greenville Transit	2019	\$6,000.00	60	No

Asset Category	Sub-Category	Asset Class	Asset Name	Quantity	Units	Transit System	Year Acquired	Replacement Value	Useful Life Benchmark	At or Past Useful Life Benchmark
Facilities	Buildings	Building Components	Exterior	45	LF	Hancock City of	2002	\$445.50	60	No
Facilities	Buildings	Building Components	Exterior	1	EA	Hillsdale Dial-A-Ride	2010	\$120,000.00	60	No
Facilities	Buildings	Building Components	Exterior	1	EA	Hillsdale Dial-A-Ride	2010	\$240.00	60	No
Facilities	Buildings	Building Components	Exterior	1	EA	Hillsdale Dial-A-Ride	2010	\$240.00	60	No
Facilities	Buildings	Building Components	Exterior	1	EA	Hillsdale Dial-A-Ride	2010	\$240.00	60	No
Facilities	Buildings	Building Components	Exterior	6	EA	Hillsdale Dial-A-Ride	2010	\$18,000.00	60	No
Facilities	Buildings	Building Components	Exterior	1	EA	Houghton - Bus garage	1982	\$4,800.00	60	No
Facilities	Buildings	Building Components	Exterior	1	EA	Houghton - Bus garage	1982	\$24.00	60	No
Facilities	Buildings	Building Components	Exterior	9	EA	Houghton Motor Transit Line	1982	\$27,000.00	60	No
Facilities	Buildings	Building Components	Exterior	1	EA	Houghton Motor Transit Line	1982	\$3,300.00	60	No
Facilities	Buildings	Building Components	Exterior	2	EA	Houghton Motor Transit Line	1982	\$12,000.00	60	No
Facilities	Buildings	Building Components	Exterior	4	EA	Houghton Motor Transit Line	1982	\$12,000.00	60	No
Facilities	Buildings	Building Components	Exterior	1	EA	Houghton Motor Transit Line	1982	\$816.00	60	No
Facilities	Buildings	Building Components	Exterior	3	EA	Houghton Motor Transit Line	1982	\$2,880.00	60	No
Facilities	Buildings	Building Components	Exterior	9	EA	Houghton Motor Transit Line	1982	\$4,320.00	60	No
Facilities	Buildings	Building Components	Exterior	1	EA	Houghton Motor Transit Line	1982	\$12.10	60	No
Facilities	Buildings	Building Components	Exterior	500	LF	Houghton Motor Transit Line	1982	\$14,100.00	25	Yes
Facilities	Buildings	Building Components	Exterior	1	EA	Huron Transit Corporation	1992	\$3,000.00	60	No
Facilities	Buildings	Building Components	Exterior	1	EA	Huron Transit Corporation	1992	\$10.24	60	No
Facilities	Buildings	Building Components	Exterior	2	EA	Huron Transit Corporation	1992	\$1,080.00	60	No
Facilities	Buildings	Building Components	Exterior	6000	SF	Huron Transit Corporation	1992	\$56,952.00	60	No
Facilities	Buildings	Building Components	Exterior	1	EA	Huron Transit Corporation	1992	\$12.10	60	No

Asset Category	Sub-Category	Asset Class	Asset Name	Quantity	Units	Transit System	Year Acquired	Replacement Value	Useful Life Benchmark	At or Past Useful Life Benchmark
Facilities	Buildings	Building Components	Exterior	1	EA	Huron Transit Corporation	1992	\$5,400.00	60	No
Facilities	Buildings	Building Components	Exterior	4	EA	Huron Transit Corporation	1992	\$12,000.00	60	No
Facilities	Buildings	Building Components	Exterior	5	EA	Huron Transit Corporation	1992	\$2,400.00	60	No
Facilities	Buildings	Building Components	Exterior	1	EA	Huron Transit Corporation	1992	\$600.00	60	No
Facilities	Buildings	Building Components	Exterior	1	EA	Huron Transit Corporation	1992	\$10.24	60	No
Facilities	Buildings	Building Components	Exterior	29	EA	Huron Transit Corporation	1992	\$27,840.00	60	No
Facilities	Buildings	Building Components	Exterior	1	EA	Huron Transit Corporation	1992	\$480.00	60	No
Facilities	Buildings	Building Components	Exterior	4	EA	Huron Transit Corporation	1992	\$12,000.00	60	No
Facilities	Buildings	Building Components	Exterior	1	EA	Huron Transit Corporation	1992	\$3,000.00	60	No
Facilities	Buildings	Building Components	Exterior	300	LF	Interurban Transit Authority	1990	\$3,071.86	60	No
Facilities	Buildings	Building Components	Exterior	6	EA	Interurban Transit Authority	1990	\$18,000.00	60	No
Facilities	Buildings	Building Components	Exterior	5	EA	Interurban Transit Authority	1990	\$15,000.00	60	No
Facilities	Buildings	Building Components	Exterior	6	EA	Interurban Transit Authority	1990	\$18,000.00	60	No
Facilities	Buildings	Building Components	Exterior	4	EA	Ionia Dial-A-Ride	2002	\$12,000.00	60	No
Facilities	Buildings	Building Components	Exterior	1	EA	Ionia Dial-A-Ride	2002	\$3,000.00	60	No
Facilities	Buildings	Building Components	Exterior	1	EA	Ionia Dial-A-Ride	2002	\$3,000.00	60	No
Facilities	Buildings	Building Components	Exterior	6	EA	Ionia-Dial-A-Ride	1989	\$18,000.00	60	No
Facilities	Buildings	Building Components	Exterior	2	EA	Ionia-Dial-A-Ride	1989	\$6,000.00	60	No
Facilities	Buildings	Building Components	Exterior	6	EA	Ionia-Dial-A-Ride	2022	\$2,880.00	60	No
Facilities	Buildings	Building Components	Exterior	1	EA	Ionia-Dial-A-Ride	1989	\$847.20	60	No
Facilities	Buildings	Building Components	Exterior	1	EA	Ionia-Dial-A-Ride	1989	\$10.24	60	No
Facilities	Buildings	Building Components	Exterior	1	EA	Ionia-Dial-A-Ride	1989	\$600.00	60	No



Asset Category	Sub-Category	Asset Class	Asset Name	Quantity	Units	Transit System	Year Acquired	Replacement Value	Useful Life Benchmark	At or Past Useful Life Benchmark
Facilities	Buildings	Building Components	Exterior	7000	LF	Ionia-Dial-A-Ride	1989	\$71,676.78	60	No
Facilities	Buildings	Building Components	Exterior	16	EA	Ionia-Dial-A-Ride	1989	\$15,360.00	60	No
Facilities	Buildings	Building Components	Exterior	6	EA	Iosco Transit Corporation	1979	\$18,000.00	60	No
Facilities	Buildings	Building Components	Exterior	1100	LF	Iosco Transit Corporation	1979	\$31,020.00	60	No
Facilities	Buildings	Building Components	Exterior	1200	SF	Iosco Transit Corporation	1979	\$10,080.00	60	No
Facilities	Buildings	Building Components	Exterior	10	EA	Kalkaska - Public Transit Facility	2004	\$6,000.00	60	No
Facilities	Buildings	Building Components	Exterior	1	EA	Kalkaska - Public Transit Facility	2004	\$10.24	60	No
Facilities	Buildings	Building Components	Exterior	4	EA	Kalkaska - Public Transit Facility	2004	\$12,000.00	60	No
Facilities	Buildings	Building Components	Exterior	6	EA	Kalkaska Public Transit Authority	1998	\$2,880.00	60	No
Facilities	Buildings	Building Components	Exterior	2	EA	Kalkaska Public Transit Authority	1998	\$480.00	60	No
Facilities	Buildings	Building Components	Exterior	21	EA	Kalkaska Public Transit Authority	1998	\$504.00	60	No
Facilities	Buildings	Building Components	Exterior	1	EA	Kalkaska Public Transit Authority	1998	\$816.00	60	No
Facilities	Buildings	Building Components	Exterior	1	EA	Kalkaska Public Transit Authority	1998	\$816.00	60	No
Facilities	Buildings	Building Components	Exterior	1	EA	Kalkaska Public Transit Authority	1998	\$48.00	60	No
Facilities	Buildings	Building Components	Exterior	9	EA	Kalkaska Public Transit Authority	1998	\$2,160.00	60	No
Facilities	Buildings	Building Components	Exterior	5	EA	Kalkaska Public Transit Authority	1998	\$15,000.00	60	No
Facilities	Buildings	Building Components	Exterior	2	EA	Kalkaska Public Transit Authority	1998	\$6,000.00	60	No
Facilities	Buildings	Building Components	Exterior	1	EA	Key Opportunities	1976	\$4,200.00	60	No
Facilities	Buildings	Building Components	Exterior	2	EA	Key Opportunities	1976	\$6,000.00	60	No
Facilities	Buildings	Building Components	Exterior	2	EA	Key Opportunities	1976	\$6,000.00	60	No
Facilities	Buildings	Building Components	Exterior	4	EA	Ludington Mass Transportation Authority	2004	\$1,857.60	60	No
Facilities	Buildings	Building Components	Exterior	2	EA	Ludington Mass Transportation Authority	2004	\$6,000.00	60	No



Asset Category	Sub-Category	Asset Class	Asset Name	Quantity	Units	Transit System	Year Acquired	Replacement Value	Useful Life Benchmark	At or Past Useful Life Benchmark
Facilities	Buildings	Building Components	Exterior	690	LF	Ludington Mass Transportation Authority	2004	\$8,429.04	60	No
Facilities	Buildings	Building Components	Exterior	1	EA	Ludington Mass Transportation Authority	2004	\$3,600.00	60	No
Facilities	Buildings	Building Components	Exterior	17721	SF	Manistee - MCTI Garage and visitor Center	1984	\$148,856.40	60	No
Facilities	Buildings	Building Components	Exterior	1	EA	Manistee County Transportation	1984	\$816.00	60	No
Facilities	Buildings	Building Components	Exterior	1	EA	Manistee County Transportation	1984	\$6,000.00	60	No
Facilities	Buildings	Building Components	Exterior	1	EA	Manistee County Transportation	1984	\$2,400.00	60	No
Facilities	Buildings	Building Components	Exterior	1	EA	Manistee County Transportation	1984	\$816.00	60	No
Facilities	Buildings	Building Components	Exterior	1	EA	Manistee County Transportation	1984	\$24.00	60	No
Facilities	Buildings	Building Components	Exterior	1	EA	Manistee County Transportation	1984	\$48.00	60	No
Facilities	Buildings	Building Components	Exterior	1	EA	Manistee County Transportation	1984	\$240.00	60	No
Facilities	Buildings	Building Components	Exterior	1	EA	Manistee County Transportation	1984	\$1,200.00	60	No
Facilities	Buildings	Building Components	Exterior	2	EA	Manistee County Transportation	1984	\$6,000.00	60	No
Facilities	Buildings	Building Components	Exterior	6	EA	Marquette County Transit Authority	2004	\$18,000.00	60	No
Facilities	Buildings	Building Components	Exterior	1300	LF	Marquette County Transit Authority	2004	\$12,870.00	60	No
Facilities	Buildings	Building Components	Exterior	1	EA	Marquette County Transit Authority	2004	\$6,000.00	60	No
Facilities	Buildings	Building Components	Exterior	145	LF	Marshall, City of	2000	\$1,435.50	60	No
Facilities	Buildings	Building Components	Exterior	1	EA	Marshall, City of	1986	\$420.00	60	No
Facilities	Buildings	Building Components	Exterior	45	SF	Marshall, City of (Facility 1)	1986	\$27,000.00	60	No
Facilities	Buildings	Building Components	Exterior	8	EA	Marshall, City of (Facility 1)	1986	\$3,840.00	60	No
Facilities	Buildings	Building Components	Exterior	2	EA	Marshall, City of (Facility 1)	1986	\$6,000.00	60	No
Facilities	Buildings	Building Components	Exterior	16000	EA	Mecosta Osceola Transit Authority	1999	\$163,832.65	60	No
Facilities	Buildings	Building Components	Exterior	1	EA	Ogemaw County Public Transportation	1998	\$1,020.00	60	No
Facilities	Buildings	Building Components	Exterior	4	EA	Ogemaw County Public Transportation	1998	\$2,400.00	60	No

Asset Category	Sub-Category	Asset Class	Asset Name	Quantity	Units	Transit System	Year Acquired	Replacement Value	Useful Life Benchmark	At or Past Useful Life Benchmark
Facilities	Buildings	Building Components	Exterior	1	EA	Ogemaw County Public Transportation	1998	\$3,000.00	60	No
Facilities	Buildings	Building Components	Exterior	12	EA	Ontonagon County Public Transit	2001	\$11,520.00	60	No
Facilities	Buildings	Building Components	Exterior	1	EA	Ontonagon County Public Transit	2001	\$3,300.00	60	No
Facilities	Buildings	Building Components	Exterior	1	EA	Oscoda County Area Transit Specialists	2019	\$6,000.00	60	No
Facilities	Buildings	Building Components	Exterior	1	EA	Oscoda County Area Transit Specialists	2019	\$24.00	60	No
Facilities	Buildings	Building Components	Exterior	210	LF	Oscoda County Area Transit Specialists	2019	\$2,540.16	60	No
Facilities	Buildings	Building Components	Exterior	1	EA	Oscoda County Area Transit Specialists	2019	\$240.00	60	No
Facilities	Buildings	Building Components	Exterior	1	EA	Oscoda County Area Transit Specialists	2019	\$240.00	60	No
Facilities	Buildings	Building Components	Exterior	1	EA	Oscoda County Area Transit Specialists	2019	\$240.00	60	No
Facilities	Buildings	Building Components	Exterior	1	EA	Oscoda County Area Transit Specialists	2019	\$1,200.00	60	No
Facilities	Buildings	Building Components	Exterior	1	EA	Oscoda County Area Transit Specialists	2019	\$1,200.00	60	No
Facilities	Buildings	Building Components	Exterior	1	EA	Oscoda County Area Transit Specialists	2019	\$240.00	60	No
Facilities	Buildings	Building Components	Exterior	3	EA	Otsego County Bus System	1994	\$72.00	60	No
Facilities	Buildings	Building Components	Exterior	660	LF	Otsego County Bus System	1994	\$7,983.36	60	No
Facilities	Buildings	Building Components	Exterior	1	EA	Otsego County Bus System	1994	\$816.00	60	No
Facilities	Buildings	Building Components	Exterior	758	LF	Otsego County Bus System	1994	\$9,168.77	60	No
Facilities	Buildings	Building Components	Exterior	3	EA	Otsego County Bus System	1994	\$1,440.00	60	No
Facilities	Buildings	Building Components	Exterior	3	EA	Otsego County Bus System	1994	\$1,440.00	60	No
Facilities	Buildings	Building Components	Exterior	1	EA	Otsego County Bus System	1994	\$240.00	60	No
Facilities	Buildings	Building Components	Exterior	1	EA	Otsego County Bus System	1994	\$2,400.00	60	No
Facilities	Buildings	Building Components	Exterior	3	EA	Otsego County Bus System	2008	\$9,000.00	60	No
Facilities	Buildings	Building Components	Exterior	1	EA	Otsego County Bus System	1994	\$240.00	60	No

Asset Category	Sub-Category	Asset Class	Asset Name	Quantity	Units	Transit System	Year Acquired	Replacement Value	Useful Life Benchmark	At or Past Useful Life Benchmark
Facilities	Buildings	Building Components	Exterior	1	EA	Peoples Express	2019	\$240.00	60	No
Facilities	Buildings	Building Components	Exterior	1	EA	Peoples Express	2019	\$24.00	60	No
Facilities	Buildings	Building Components	Exterior	1	EA	Peoples Express	2019	\$6,000.00	60	No
Facilities	Buildings	Building Components	Exterior	1	EA	Peoples Express	2019	\$3,000.00	60	No
Facilities	Buildings	Building Components	Exterior	1	EA	Peoples Express	2019	\$3,000.00	60	No
Facilities	Buildings	Building Components	Exterior	1	EA	Pioneer Resources Muskegon	1988	\$10.24	60	No
Facilities	Buildings	Building Components	Exterior	2	EA	Pioneer Resources Muskegon	1988	\$1,200.00	60	No
Facilities	Buildings	Building Components	Exterior	350	LF	Pioneer Resources Muskegon	1994	\$3,583.84	60	No
Facilities	Buildings	Building Components	Exterior	11	EA	Pioneer Resources Muskegon	1988	\$5,280.00	60	No
Facilities	Buildings	Building Components	Exterior	1	EA	Pioneer Resources Muskegon	1994	\$3,000.00	60	No
Facilities	Buildings	Building Components	Exterior	326	LF	Presque Isle County COA	1978	\$3,943.30	60	No
Facilities	Buildings	Building Components	Exterior	2	EA	Presque Isle County COA	1978	\$6,000.00	60	No
Facilities	Buildings	Building Components	Exterior	11	EA	Roscommon County Transportation Authority	1988	\$5,280.00	60	No
Facilities	Buildings	Building Components	Exterior	2	EA	Roscommon County Transportation Authority	1988	\$1,200.00	60	No
Facilities	Buildings	Building Components	Exterior	7	EA	Sanilac Transit Authority Regional Services	2008	\$2,100.00	60	No
Facilities	Buildings	Building Components	Exterior	2	EA	Sanilac Transit Authority Regional Services	2008	\$1,080.00	60	No
Facilities	Buildings	Building Components	Exterior	1	EA	Sanilac Transit Authority Regional Services	2008	\$480.00	60	No
Facilities	Buildings	Building Components	Exterior	4	EA	Sanilac Transit Authority Regional Services	2008	\$1,920.00	60	No
Facilities	Buildings	Building Components	Exterior	4	EA	Sanilac Transit Authority Regional Services	2008	\$3,840.00	60	No
Facilities	Buildings	Building Components	Exterior	1	EA	Sanilac Transit Authority Regional Services	2008	\$5,400.00	60	No
Facilities	Buildings	Building Components	Exterior	1	EA	Sanilac Transit Authority Regional Services	2008	\$1,080.00	60	No
Facilities	Buildings	Building Components	Exterior	1	EA	Sanilac Transit Authority Regional Services	2008	\$1,080.00	60	No

Asset Category	Sub-Category	Asset Class	Asset Name	Quantity	Units	Transit System	Year Acquired	Replacement Value	Useful Life Benchmark	At or Past Useful Life Benchmark
Facilities	Buildings	Building Components	Exterior	2	EA	Sanilac Transit Authority Regional Services	2008	\$1,200.00	60	No
Facilities	Buildings	Building Components	Exterior	1	EA	Sanilac Transit Authority Regional Services	2008	\$28.20	60	No
Facilities	Buildings	Building Components	Exterior	1	EA	Sanilac Transit Authority Regional Services	2008	\$816.00	60	No
Facilities	Buildings	Building Components	Exterior	7	EA	Sanilac Transit Authority Regional Services	2008	\$6,720.00	60	No
Facilities	Buildings	Building Components	Exterior	3	EA	Sanilac Transit Authority Regional Services	2008	\$2,880.00	60	No
Facilities	Buildings	Building Components	Exterior	70	LF	Schoolcraft County Transit Authority	1980	\$411,600.00	60	No
Facilities	Buildings	Building Components	Exterior	1	EA	Schoolcraft County Transit Authority	1980	\$5,880.00	60	No
Facilities	Buildings	Building Components	Exterior	3	EA	Schoolcraft County Transit Authority	1980	\$9,000.00	60	No
Facilities	Buildings	Building Components	Exterior	1	EA	Schoolcraft County Transit Authority	1980	\$3,000.00	60	No
Facilities	Buildings	Building Components	Exterior	1	EA	Schoolcraft County Transit Authority	1980	\$3,000.00	60	No
Facilities	Buildings	Building Components	Exterior	2	EA	Schoolcraft County Transit Authority	1980	\$6,000.00	60	No
Facilities	Buildings	Building Components	Exterior	1	EA	Schoolcraft County Transit Authority	1980	\$3,000.00	60	No
Facilities	Buildings	Building Components	Exterior	320	LF	Schoolcraft County Transit Authority	1980	\$3,870.72	60	No
Facilities	Buildings	Building Components	Exterior	1	EA	Schoolcraft County Transit Authority	1980	\$8.40	60	No
Facilities	Buildings	Building Components	Exterior	4900	SF	Shiawassee Area Transportation Agency	2004	\$46,510.80	60	No
Facilities	Buildings	Building Components	Exterior	6	EA	Shiawassee Area Transportation Agency	2004	\$3,240.00	60	No
Facilities	Buildings	Building Components	Exterior	4000	SF	Shiawassee Area Transportation Agency	2004	\$9,600.00	60	No
Facilities	Buildings	Building Components	Exterior	6	EA	Shiawassee Area Transportation Agency	2004	\$1,440.00	60	No
Facilities	Buildings	Building Components	Exterior	2	EA	Shiawassee Area Transportation Agency	2004	\$960.00	60	No
Facilities	Buildings	Building Components	Exterior	7300	SF	St. Joseph County Transportation Authority	1980	\$63,423,094.35	60	No
Facilities	Buildings	Building Components	Exterior	1	EA	St. Joseph County Transportation Authority	1980	\$3,000.00	60	No
Facilities	Buildings	Building Components	Exterior	1	EA	St. Joseph County Transportation Authority	1980	\$3,000.00	60	No



Asset Category	Sub-Category	Asset Class	Asset Name	Quantity	Units	Transit System	Year Acquired	Replacement Value	Useful Life Benchmark	At or Past Useful Life Benchmark
Facilities	Buildings	Building Components	Exterior	2	EA	St. Joseph County Transportation Authority	1980	\$6,000.00	60	No
Facilities	Buildings	Building Components	Exterior	4	EA	St. Joseph County Transportation Authority	1980	\$13,200.00	60	No
Facilities	Buildings	Building Components	Exterior	200	LF	St. Joseph County Transportation Authority	1980	\$2,419.20	60	No
Facilities	Buildings	Building Components	Exterior	4	EA	Thunderbay Transportation Authority	2017	\$12,000.00	60	No
Facilities	Buildings	Building Components	Exterior	4	EA	Van Buren Public Transit	1987	\$12,000.00	60	No
Facilities	Buildings	Building Components	Exterior	6	EA	Van Buren Public Transit	1987	\$18,000.00	60	No
Facilities	Buildings	Building Components	Exterior	1	EA	Van Buren Public Transit	1987	\$420.00	60	No
Facilities	Buildings	Building Components	Exterior	1	EA	Van Buren Public Transit	1987	\$420.00	60	No
Facilities	Buildings	Building Components	Exterior	1	EA	Van Buren Public Transit	1987	\$960.00	60	No
Facilities	Buildings	Building Components	Exterior	1	EA	Van Buren Public Transit	1987	\$9.49	60	No
Facilities	Buildings	Building Components	Exterior	10	EA	Van Buren Public Transit	1987	\$9,600.00	60	No
Facilities	Buildings	Building Components	Exterior	1	EA	Van Buren Public Transit	1987	\$960.00	60	No
Facilities	Buildings	Building Components	Exterior	6	EA	Yates Township	1987	\$144.00	60	No
Facilities	Buildings	Building Components	Exterior	1	EA	Yates Township	1987	\$816.00	60	No
Facilities	Buildings	Building Components	Exterior	1	EA	Yates Township	1987	\$24.00	60	No
Facilities	Buildings	Building Components	Exterior	1	EA	Yates Township	1987	\$48.00	60	No
Facilities	Buildings	Building Components	Exterior	4	EA	Yates Township	1987	\$960.00	60	No
Facilities	Buildings	Building Components	Exterior	2	EA	Yates Township	1987	\$480.00	60	No
Facilities	Buildings	Building Components	Exterior	1	EA	Yates Township	1987	\$1,200.00	60	No
Facilities	Buildings	Building Components	Exterior	5	EA	Yates Township	1987	\$15,000.00	60	No
Facilities	Buildings	Building Components	Exterior	2	EA	Yates Township	2005	\$6,000.00	60	No
Facilities	Buildings	Building Components	Fencing	400	LF	Beaver Island -- Dock	2001	\$11,280.00	25	No



Asset Category	Sub-Category	Asset Class	Asset Name	Quantity	Units	Transit System	Year Acquired	Replacement Value	Useful Life Benchmark	At or Past Useful Life Benchmark
Facilities	Buildings	Building Components	Fencing	1011	LF	Beaver Island -- Dock	2001	\$28,510.20	25	No
Facilities	Buildings	Building Components	Fencing	16	LF	Beaver Island -- Dock	2001	\$451.20	25	No
Facilities	Buildings	Building Components	Fencing	369	LF	Beaver Island -- Dock	2001	\$10,405.80	25	No
Facilities	Buildings	Building Components	Fencing	251	LF	Benzie Transportation Authority	2011	\$7,078.20	25	No
Facilities	Buildings	Building Components	Fencing	2	EA	Cadillac/Wexford Transit Authority	2010	\$12,000.00	15	No
Facilities	Buildings	Building Components	Fencing	801	LF	Charlevoix County Public Transportation	1988	\$22,588.20	25	Yes
Facilities	Buildings	Building Components	Fencing	1	EA	City of Hancock	2011	\$28.20	25	No
Facilities	Buildings	Building Components	Fencing	2000	LF	Clare County Transit Corporation	2012	\$56,400.00	25	No
Facilities	Buildings	Building Components	Fencing	400	LF	Clare County Transit Corporation	2012	\$11,280.00	25	No
Facilities	Buildings	Building Components	Fencing	757	LF	Clinton Area Transit System	2017	\$21,347.40	25	No
Facilities	Buildings	Building Components	Fencing	200	LF	Eaton County Transportation Authority	2004	\$5,640.00	25	No
Facilities	Buildings	Building Components	Fencing	873	LF	Friendship Center Of Emmet County	2005	\$24,618.60	25	No
Facilities	Buildings	Building Components	Fencing	1	EA	Gogebic County Transit	1996	\$28.20	25	Yes
Facilities	Buildings	Building Components	Fencing	1500	LF	Greater Lapeer Transportation Authority	2002	\$42,300.00	25	No
Facilities	Buildings	Building Components	Fencing	1	EA	Greater Lapeer Transportation Authority	2002	\$28.20	25	No
Facilities	Buildings	Building Components	Fencing	2	EA	Houghton Motor Transit Line	1982	\$6,000.00	60	No
Facilities	Buildings	Building Components	Fencing	707	LF	Ionia County Commission on Aging	2002	\$19,937.40	25	No
Facilities	Buildings	Building Components	Fencing	2200	LF	Kalkaska Public Transit Authority	2021	\$62,040.00	25	No
Facilities	Buildings	Building Components	Fencing	300	LF	Marquette County Transit Authority	2004	\$8,460.00	25	No
Facilities	Buildings	Building Components	Fencing	435	LF	Ogemaw County Public Transportation	1998	\$12,267.00	25	No
Facilities	Buildings	Building Components	Fencing	2094	LF	Otsego County Bus System	1994	\$59,050.80	25	Yes
Facilities	Buildings	Building Components	Fencing	1022	LF	Peoples Express	2019	\$28,820.40	25	No

Asset Category	Sub-Category	Asset Class	Asset Name	Quantity	Units	Transit System	Year Acquired	Replacement Value	Useful Life Benchmark	At or Past Useful Life Benchmark
Facilities	Buildings	Building Components	Fencing	1360	LF	Pioneer Resources Muskegon	1994	\$38,352.00	25	Yes
Facilities	Buildings	Building Components	Fencing	1500	LF	Shiawassee Area Transportation Agency	2004	\$42,300.00	25	No
Facilities	Buildings	Building Components	Fencing	1468	LF	Thunderbay Transportation Authority	2017	\$41,397.60	25	No
Facilities	Buildings	Building Components	Fencing	1	EA	Van Buren Public Transit	1987	\$28.20	25	Yes
Facilities	Buildings	Building Components	Fencing	540	LF	Yates Township	1987	\$15,228.00	25	Yes
Facilities	Buildings	Building Components	Fencing	738	LF	Yates Township	1987	\$20,811.60	25	Yes
Facilities	Buildings	Building Components	Fire Alarm	5	EA	Adrian Dial-A-Ride	2017	\$900.00	60	No
Facilities	Buildings	Building Components	Fire Alarm	1	EA	Alger Transit Authority	1982	\$420.00	60	No
Facilities	Buildings	Building Components	Fire Alarm	1	EA	Alger Transit Authority	2012	\$2,880.00	60	No
Facilities	Buildings	Building Components	Fire Alarm	1	EA	Alger Transit Authority	2012	\$2,880.00	60	No
Facilities	Buildings	Building Components	Fire Alarm	4	EA	ALTRAN	2021	\$336.00interi	60	No
Facilities	Buildings	Building Components	Fire Alarm	1	EA	Antrim County Transit	1970	\$84.00	60	No
Facilities	Buildings	Building Components	Fire Alarm	13	EA	Antrim County Transit	1970	\$1,092.00	60	No
Facilities	Buildings	Building Components	Fire Alarm	1	EA	Barry County Transit	2021	\$180.00	60	No
Facilities	Buildings	Building Components	Fire Alarm	3	EA	Beaver Island -- Dock	2001	\$1,836.00	60	No
Facilities	Buildings	Building Components	Fire Alarm	5	EA	Beaver Island Transportation Authority Admin Building	2021	\$3,540.00	60	No
Facilities	Buildings	Building Components	Fire Alarm	1	EA	Belding Dial-A-Ride	1977	\$720.00	60	No
Facilities	Buildings	Building Components	Fire Alarm	1	EA	Belding Dial-A-Ride	1977	\$600.00	60	No
Facilities	Buildings	Building Components	Fire Alarm	9	EA	Benzie Transportation Authority	2011	\$864.00	60	No
Facilities	Buildings	Building Components	Fire Alarm	7	EA	Benzie Transportation Authority	2011	\$336.00	60	No
Facilities	Buildings	Building Components	Fire Alarm	1	EA	Benzie Transportation Authority	2013	\$2,880.00	60	No
Facilities	Buildings	Building Components	Fire Alarm	9	EA	Big Rapids Dial A Ride	2003	\$756.00	60	No

Asset Category	Sub-Category	Asset Class	Asset Name	Quantity	Units	Transit System	Year Acquired	Replacement Value	Useful Life Benchmark	At or Past Useful Life Benchmark
Facilities	Buildings	Building Components	Fire Alarm	10	EA	Big Rapids Dial A Ride	2003	\$1,800.00	60	No
Facilities	Buildings	Building Components	Fire Alarm	1	EA	Branch Area Transit Authority	1997	\$2,880.00	60	No
Facilities	Buildings	Building Components	Fire Alarm	1	EA	Branch Area Transit Authority	1992	\$84.00	60	No
Facilities	Buildings	Building Components	Fire Alarm	5	EA	Branch Area Transit Authority	1992	\$420.00	60	No
Facilities	Buildings	Building Components	Fire Alarm	1	EA	Cadillac/Wexford Transit Authority	2019	\$2,880.00	60	No
Facilities	Buildings	Building Components	Fire Alarm	1	EA	Cadillac/Wexford Transit Authority	2010	\$84.00	60	No
Facilities	Buildings	Building Components	Fire Alarm	24	EA	Charlevoix County Public Transportation	1988	\$2,016.00	60	No
Facilities	Buildings	Building Components	Fire Alarm	16	EA	Charlevoix County Public Transportation	1988	\$768.00	60	No
Facilities	Buildings	Building Components	Fire Alarm	1	EA	Cheboygan County COA	1975	\$84.00	60	No
Facilities	Buildings	Building Components	Fire Alarm	1	EA	Clare County Transit Corporation	2012	\$180.00	60	No
Facilities	Buildings	Building Components	Fire Alarm	1	EA	Clinton Area Transit System	2017	\$360.00	60	No
Facilities	Buildings	Building Components	Fire Alarm	4	EA	Clinton Area Transit System	2017	\$336.00	60	No
Facilities	Buildings	Building Components	Fire Alarm	15	EA	Crawford County Transportation Authority	1988	\$2,700.00	60	No
Facilities	Buildings	Building Components	Fire Alarm	1	EA	Crawford County Transportation Authority	1988	\$180.00	60	No
Facilities	Buildings	Building Components	Fire Alarm	1	EA	Eastern U.P. Transportation Authority	1993	\$2,880.00	60	No
Facilities	Buildings	Building Components	Fire Alarm	1	EA	Eastern U.P. Transportation Authority	2014	\$2,880.00	60	No
Facilities	Buildings	Building Components	Fire Alarm	5	EA	Eaton County Transportation Authority	1980	\$14,400.00	60	No
Facilities	Buildings	Building Components	Fire Alarm	1	EA	Eaton County Transportation Authority	1980	\$2,880.00	60	No
Facilities	Buildings	Building Components	Fire Alarm	1	EA	Friendship Center Of Emmet County	2005	\$180.00	60	No
Facilities	Buildings	Building Components	Fire Alarm	3	EA	Friendship Center of Emmet County	2006	\$252.00	60	No
Facilities	Buildings	Building Components	Fire Alarm	4	EA	Gladwin City/County Transit	1980	\$720.00	60	No
Facilities	Buildings	Building Components	Fire Alarm	4	EA	Hillsdale Dial-A-Ride	2010	\$336.00	60	No

Asset Category	Sub-Category	Asset Class	Asset Name	Quantity	Units	Transit System	Year Acquired	Replacement Value	Useful Life Benchmark	At or Past Useful Life Benchmark
Facilities	Buildings	Building Components	Fire Alarm	6	EA	Hillsdale Dial-A-Ride	2010	\$1,080.00	60	No
Facilities	Buildings	Building Components	Fire Alarm	7	EA	Huron Transit Corporation	1992	\$1,260.00	60	No
Facilities	Buildings	Building Components	Fire Alarm	16	EA	Huron Transit Corporation	1992	\$19,200.00	60	No
Facilities	Buildings	Building Components	Fire Alarm	1	EA	Interurban Transit Authority	2021	\$984.00	60	No
Facilities	Buildings	Building Components	Fire Alarm	1	EA	Interurban Transit Authority	1990	\$636.00	60	No
Facilities	Buildings	Building Components	Fire Alarm	1	EA	Interurban Transit Authority	1990	\$180.00	60	No
Facilities	Buildings	Building Components	Fire Alarm	1	EA	Ionia Dial-A-Ride	2022	\$180.00	60	No
Facilities	Buildings	Building Components	Fire Alarm	1	EA	Ionia Dial-A-Ride	2002	\$2,880.00	60	No
Facilities	Buildings	Building Components	Fire Alarm	5	EA	Ionia-Dial-A-Ride	1989	\$4,020.00	60	No
Facilities	Buildings	Building Components	Fire Alarm	1	EA	Ionia-Dial-A-Ride	2022	\$180.00	60	No
Facilities	Buildings	Building Components	Fire Alarm	1	EA	Iosco Transit Corporation	1979	\$180.00	60	No
Facilities	Buildings	Building Components	Fire Alarm	1	EA	Iosco Transit Corporation	2020	\$1,200.00	60	No
Facilities	Buildings	Building Components	Fire Alarm	1	EA	Iosco Transit Corporation	2020	\$720.00	60	No
Facilities	Buildings	Building Components	Fire Alarm	1	EA	Kalkaska - Public Transit Facility	2004	\$7,200.00	60	No
Facilities	Buildings	Building Components	Fire Alarm	1	EA	Kalkaska Public Transit Authority	1998	\$84.00	60	No
Facilities	Buildings	Building Components	Fire Alarm	9	EA	Kalkaska Public Transit Authority	1998	\$756.00	60	No
Facilities	Buildings	Building Components	Fire Alarm	1	EA	Ludington Mass Transportation	2004	\$7,200.00	60	No
Facilities	Buildings	Building Components	Fire Alarm	1	EA	Ludington Mass Transportation	2004	\$360.00	60	No
Facilities	Buildings	Building Components	Fire Alarm	1	EA	Ludington Mass Transportation	2004	\$720.00	60	No
Facilities	Buildings	Building Components	Fire Alarm	8	EA	Manistee County Transportation	1984	\$672.00	60	No
Facilities	Buildings	Building Components	Fire Alarm	3	EA	Manistee County Transportation	2017	\$252.00	60	No
Facilities	Buildings	Building Components	Fire Alarm	1	EA	Otsego County Bus System	1994	\$180.00	60	No
Facilities	Buildings	Building Components	Fire Alarm	4	EA	Peoples Express	2019	\$336.00	60	No



Asset Category	Sub-Category	Asset Class	Asset Name	Quantity	Units	Transit System	Year Acquired	Replacement Value	Useful Life Benchmark	At or Past Useful Life Benchmark
Facilities	Buildings	Building Components	Fire Alarm	3	EA	Peoples Express	2019	\$252.00	60	No
Facilities	Buildings	Building Components	Fire Alarm	1	EA	Peoples Express	2019	\$180.00	60	No
Facilities	Buildings	Building Components	Fire Alarm	1	EA	Pioneer Resources Muskegon	1988	\$2,880.00	60	No
Facilities	Buildings	Building Components	Fire Alarm	1	EA	Pioneer Resources Muskegon	1994	\$2,880.00	60	No
Facilities	Buildings	Building Components	Fire Alarm	1	EA	Pioneer Resources Muskegon	1988	\$2,880.00	60	No
Facilities	Buildings	Building Components	Fire Alarm	1	EA	Presque Isle County COA	1978	\$180.00	60	No
Facilities	Buildings	Building Components	Fire Alarm	1	EA	Roscommon County Transportation Authority	1988	\$1,680.00	60	No
Facilities	Buildings	Building Components	Fire Alarm	1	EA	Roscommon County Transportation Authority	1988	\$720.00	60	No
Facilities	Buildings	Building Components	Fire Alarm	1	EA	Schoolcraft County Transit Authority	1980	\$2,880.00	60	No
Facilities	Buildings	Building Components	Fire Alarm	1	EA	St. Joseph County Transportation Authority	1980	\$600.00	60	No
Facilities	Buildings	Building Components	Fire Alarm	2	EA	Shiawassee Area Transportation Agency	2021	\$168.00	60	No
Facilities	Buildings	Building Components	Generators	1	EA	Adrian Dial-A-Ride	2016	\$15,600.00	15	No
Facilities	Buildings	Building Components	Generators	1	EA	Adrian Dial-a-ride	2016	\$15,600.00	15	No
Facilities	Buildings	Building Components	Generators	1	EA	Allegan County Transportation	2010	\$15,600.00	15	No
Facilities	Buildings	Building Components	Generators	1	EA	Alma Transit Center	2009	\$15,600.00	15	No
Facilities	Buildings	Building Components	Generators	1	EA	Antrim County Transit	2018	\$15,600.00	15	No
Facilities	Buildings	Building Components	Generators	1	EA	Barry County Transit	1988	\$15,600.00	15	Yes
Facilities	Buildings	Building Components	Generators	1	EA	Charlevoix County Public Transportation	1988	\$15,600.00	15	Yes
Facilities	Buildings	Building Components	Generators	1	EA	Clare County Transit Corporation	2012	\$15,600.00	15	No
Facilities	Buildings	Building Components	Generators	1	EA	Crawford County Transportation Authority	1988	\$15,600.00	15	Yes
Facilities	Buildings	Building Components	Generators	1	EA	Crawford County Transportation Authority	1988	\$15,600.00	15	Yes
Facilities	Buildings	Building Components	Generators	1	EA	Eastern U.P. Transportation Authority	1993	\$15,600.00	15	Yes



Asset Category	Sub-Category	Asset Class	Asset Name	Quantity	Units	Transit System	Year Acquired	Replacement Value	Useful Life Benchmark	At or Past Useful Life Benchmark
Facilities	Buildings	Building Components	Generators	1	EA	Eaton County Transportation Authority	1980	\$15,600.00	15	Yes
Facilities	Buildings	Building Components	Generators	1	EA	Gladwin City/County Transit	1980	\$15,600.00	15	Yes
Facilities	Buildings	Building Components	Generators	1	EA	Huron Transit Corporation	1992	\$15,600.00	15	Yes
Facilities	Buildings	Building Components	Generators	1	EA	Interurban Transit Authority	1990	\$15,600.00	15	Yes
Facilities	Buildings	Building Components	Generators	1	EA	Ionia Dial-A-Ride	2020	\$15,600.00	15	No
Facilities	Buildings	Building Components	Generators	1	EA	Ionia Dial-A-Ride	2002	\$15,600.00	15	Yes
Facilities	Buildings	Building Components	Generators	1	EA	Ionia-Dial-A-Ride	1989	\$15,600.00	15	Yes
Facilities	Buildings	Building Components	Generators	1	EA	Iosco Transit Corporation	2020	\$15,600.00	15	No
Facilities	Buildings	Building Components	Generators	1	EA	Kalkaska Public Transit Authority	1998	\$15,600.00	15	Yes
Facilities	Buildings	Building Components	Generators	1	EA	Ludington Mass Transportation Authority	2004	\$15,600.00	15	Yes
Facilities	Buildings	Building Components	Generators	1	EA	Manistee County Transportation	1984	\$15,600.00	15	Yes
Facilities	Buildings	Building Components	Generators	1	EA	Marshall, City of (Facility 1)	2011	\$15,600.00	15	No
Facilities	Buildings	Building Components	Generators	1	EA	Mecosta Osceola Transit Authority	1999	\$15,600.00	15	Yes
Facilities	Buildings	Building Components	Generators	1	EA	Ontonagon County Public Transit	2001	\$15,600.00	15	Yes
Facilities	Buildings	Building Components	Generators	1	EA	Oscoda County Area Transit Specialists	2019	\$15,600.00	15	No
Facilities	Buildings	Building Components	Generators	1	EA	Otsego County Bus System	1994	\$15,600.00	15	Yes
Facilities	Buildings	Building Components	Generators	1	EA	Schoolcraft County Transit Authority	1980	\$15,600.00	15	Yes
Facilities	Buildings	Building Components	Generators	1	EA	St. Joseph County Transportation Authority	1980	\$15,600.00	15	Yes
Facilities	Buildings	Building Components	Generators	1	EA	Yates Township	1987	\$15,600.00	15	Yes
Facilities	Buildings	Building Components	HVAC	1	EA	Adrian Dial-A-Ride	2008	\$2,400.00	60	No
Facilities	Buildings	Building Components	HVAC	2	EA	Adrian Dial-A-Ride	2008	\$16,800.00	60	No
Facilities	Buildings	Building Components	HVAC	1	EA	Adrian Dial-A-Ride	2008	\$7,200.00	60	No

Asset Category	Sub-Category	Asset Class	Asset Name	Quantity	Units	Transit System	Year Acquired	Replacement Value	Useful Life Benchmark	At or Past Useful Life Benchmark
Facilities	Buildings	Building Components	HVAC	1	EA	Adrian Dial-a-ride	2008	\$2,400.00	60	No
Facilities	Buildings	Building Components	HVAC	1	EA	Adrian Dial-a-ride	2008	\$2,400.00	60	No
Facilities	Buildings	Building Components	HVAC	1	EA	Adrian Dial-a-ride	2008	\$6,000.00	60	No
Facilities	Buildings	Building Components	HVAC	1	EA	Allegan County Transportation	2010	\$420.00	60	No
Facilities	Buildings	Building Components	HVAC	1	EA	Allegan County Transportation	2010	\$6,000.00	60	No
Facilities	Buildings	Building Components	HVAC	1	EA	Allegan County Transportation	2010	\$6,000.00	60	No
Facilities	Buildings	Building Components	HVAC	1	EA	Allegan County Transportation	2010	\$3,360.00	60	No
Facilities	Buildings	Building Components	HVAC	1	EA	Allegan County Transportation	2010	\$360.00	60	No
Facilities	Buildings	Building Components	HVAC	1	EA	Allegan County Transportation	2010	\$360.00	60	No
Facilities	Buildings	Building Components	HVAC	1	EA	Allegan County Transportation	2010	\$6,000.00	60	No
Facilities	Buildings	Building Components	HVAC	1	EA	Allegan County Transportation	2010	\$6,000.00	60	No
Facilities	Buildings	Building Components	HVAC	6	EA	Allegan County Transportation	2010	\$79,200.00	60	No
Facilities	Buildings	Building Components	HVAC	1	EA	Allegan County Transportation	2010	\$13,200.00	60	No
Facilities	Buildings	Building Components	HVAC	1	EA	Allegan County Transportation	2010	\$6,000.00	60	No
Facilities	Buildings	Building Components	HVAC	1	EA	Allegan County Transportation	2010	\$6,000.00	60	No
Facilities	Buildings	Building Components	HVAC	3	EA	Alger Transit Authority	1982	\$7,200.00	60	No
Facilities	Buildings	Building Components	HVAC	1	EA	Alger Transit Authority	1982	\$8,400.00	60	No
Facilities	Buildings	Building Components	HVAC	2	EA	Antrim County Transit	1970	\$1,440.00	60	No
Facilities	Buildings	Building Components	HVAC	1	EA	Antrim County Transit	1970	\$4,800.00	60	No
Facilities	Buildings	Building Components	HVAC	2	EA	Antrim County Transit	1970	\$16,800.00	60	No
Facilities	Buildings	Building Components	HVAC	1	EA	Antrim County Transit	2006	\$720.00	60	No
Facilities	Buildings	Building Components	HVAC	4	EA	Antrim County Transit	1970	\$19,200.00	60	No

Asset Category	Sub-Category	Asset Class	Asset Name	Quantity	Units	Transit System	Year Acquired	Replacement Value	Useful Life Benchmark	At or Past Useful Life Benchmark
Facilities	Buildings	Building Components	HVAC	1	EA	Antrim County Transit	1970	\$3,600.00	60	No
Facilities	Buildings	Building Components	HVAC	3	EA	Antrim County Transit	1970	\$1,080.00	60	No
Facilities	Buildings	Building Components	HVAC	1	EA	Baraga/Houghton/Keweenaw CAA	2007	\$420.00	60	No
Facilities	Buildings	Building Components	HVAC	1	EA	Baraga/Houghton/Keweenaw CAA	2007	\$8,400.00	60	No
Facilities	Buildings	Building Components	HVAC	3	EA	Baraga/Houghton/Keweenaw CAA	2007	\$1,260.00	60	No
Facilities	Buildings	Building Components	HVAC	4	EA	Barry County Transit	1988	\$2,880.00	60	No
Facilities	Buildings	Building Components	HVAC	1	EA	Barry County Transit	1988	\$3,600.00	60	No
Facilities	Buildings	Building Components	HVAC	1	EA	Barry County Transit	1988	\$8,400.00	60	No
Facilities	Buildings	Building Components	HVAC	1	EA	Barry County Transit	1988	\$13,200.00	60	No
Facilities	Buildings	Building Components	HVAC	1	EA	Barry County Transit	1988	\$6,000.00	60	No
Facilities	Buildings	Building Components	HVAC	1	EA	Barry County Transit	1988	\$6,000.00	60	No
Facilities	Buildings	Building Components	HVAC	2	EA	Barry County Transit	1988	\$840.00	60	No
Facilities	Buildings	Building Components	HVAC	1	EA	Barry County Transit	1988	\$420.00	60	No
Facilities	Buildings	Building Components	HVAC	1	EA	Barry County Transit	1988	\$420.00	60	No
Facilities	Buildings	Building Components	HVAC	1	EA	Barry County Transit	1988	\$13,200.00	60	No
Facilities	Buildings	Building Components	HVAC	1	EA	Bay Area Transportation Authority	2012	\$3,600.00	60	No
Facilities	Buildings	Building Components	HVAC	1	EA	Beaver Island -- Dock	2001	\$4,800.00	60	No
Facilities	Buildings	Building Components	HVAC	1	EA	Beaver Island -- Dock	2001	\$4,800.00	60	No
Facilities	Buildings	Building Components	HVAC	1	EA	Beaver Island Transportation Authority Admin Building	2005	\$8,400.00	60	No
Facilities	Buildings	Building Components	HVAC	2	EA	Beaver Island Transportation Authority Admin Building	2005	\$720.00	60	No
Facilities	Buildings	Building Components	HVAC	4	EA	Belding Dial-A-Ride	2022	\$19,200.00	60	No
Facilities	Buildings	Building Components	HVAC	1	EA	Belding Dial-A-Ride	1977	\$6,000.00	60	No

Asset Category	Sub-Category	Asset Class	Asset Name	Quantity	Units	Transit System	Year Acquired	Replacement Value	Useful Life Benchmark	At or Past Useful Life Benchmark
Facilities	Buildings	Building Components	HVAC	1	EA	Belding Dial-A-Ride	2002	\$6,000.00	60	No
Facilities	Buildings	Building Components	HVAC	1	EA	Belding Dial-A-Ride	2003	\$4,800.00	60	No
Facilities	Buildings	Building Components	HVAC	1	EA	Benzie Transportation Authority	2015	\$720.00	15	No
Facilities	Buildings	Building Components	HVAC	3	EA	Benzie Transportation Authority	2011	\$7,200.00	60	No
Facilities	Buildings	Building Components	HVAC	2	EA	Benzie Transportation Authority	2011	\$4,800.00	60	No
Facilities	Buildings	Building Components	HVAC	1	EA	Benzie Transportation Authority	2011	\$2,400.00	15	No
Facilities	Buildings	Building Components	HVAC	3	EA	Benzie Transportation Authority	2011	\$1,260.00	60	No
Facilities	Buildings	Building Components	HVAC	2	EA	Benzie Transportation Authority	2011	\$840.00	60	No
Facilities	Buildings	Building Components	HVAC	1	EA	Benzie Transportation Authority	2011	\$420.00	60	No
Facilities	Buildings	Building Components	HVAC	2	EA	Berrien County	1992	\$9,600.00	60	No
Facilities	Buildings	Building Components	HVAC	1	EA	Berrien County	1992	\$360.00	60	No
Facilities	Buildings	Building Components	HVAC	2	EA	Berrien County	1992	\$840.00	60	No
Facilities	Buildings	Building Components	HVAC	3	EA	Berrien County	1992	\$1,260.00	60	No
Facilities	Buildings	Building Components	HVAC	3	EA	Berrien County	1992	\$40,140.00	60	No
Facilities	Buildings	Building Components	HVAC	1	EA	Big Rapids Dial A Ride	2003	\$14,400.00	60	No
Facilities	Buildings	Building Components	HVAC	1	EA	Big Rapids Dial A Ride	2003	\$13,200.00	60	No
Facilities	Buildings	Building Components	HVAC	4	EA	Big Rapids Dial A Ride	2003	\$1,440.00	60	No
Facilities	Buildings	Building Components	HVAC	4	EA	Big Rapids Dial A Ride	2003	\$19,200.00	60	No
Facilities	Buildings	Building Components	HVAC	1	EA	Big Rapids Dial A Ride	2003	\$3,600.00	60	No
Facilities	Buildings	Building Components	HVAC	1	EA	Branch Area Transit Authority	1992	\$3,600.00	60	No
Facilities	Buildings	Building Components	HVAC	1	EA	Branch Area Transit Authority	2010	\$180.00	60	No
Facilities	Buildings	Building Components	HVAC	1	EA	Branch Area Transit Authority	1992	\$3,600.00	60	No



Asset Category	Sub-Category	Asset Class	Asset Name	Quantity	Units	Transit System	Year Acquired	Replacement Value	Useful Life Benchmark	At or Past Useful Life Benchmark
Facilities	Buildings	Building Components	HVAC	1	EA	Branch Area Transit Authority	1992	\$360.00	60	No
Facilities	Buildings	Building Components	HVAC	1	EA	Branch Area Transit Authority	1992	\$3,600.00	60	No
Facilities	Buildings	Building Components	HVAC	1	EA	Branch Area Transit Authority	1992	\$14,400.00	60	No
Facilities	Buildings	Building Components	HVAC	1	EA	Branch Area Transit Authority	2003	\$3,600.00	60	No
Facilities	Buildings	Building Components	HVAC	1	EA	Branch Area Transit Authority	1992	\$360.00	60	No
Facilities	Buildings	Building Components	HVAC	4	EA	Branch Area Transit Authority	1992	\$19,200.00	60	No
Facilities	Buildings	Building Components	HVAC	8	EA	Branch Area Transit Authority	1992	\$38,400.00	60	No
Facilities	Buildings	Building Components	HVAC	3	EA	Branch Area Transit Authority	1992	\$14,400.00	60	No
Facilities	Buildings	Building Components	HVAC	1	EA	Branch Area Transit Authority	2003	\$360.00	60	No
Facilities	Buildings	Building Components	HVAC	1	EA	Cadillac/Wexford Transit Authority	1995	\$2,400.00	60	No
Facilities	Buildings	Building Components	HVAC	2	EA	Cadillac/Wexford Transit Authority	1995	\$840.00	60	No
Facilities	Buildings	Building Components	HVAC	1	EA	Cadillac/Wexford Transit Authority	2016	\$13,200.00	60	No
Facilities	Buildings	Building Components	HVAC	1	EA	Cadillac/Wexford Transit Authority	2020	\$13,200.00	60	No
Facilities	Buildings	Building Components	HVAC	1	EA	Cadillac/Wexford Transit Authority	1995	\$420.00	60	No
Facilities	Buildings	Building Components	HVAC	1	EA	Cadillac/Wexford Transit Authority	2021	\$8,400.00	60	No
Facilities	Buildings	Building Components	HVAC	2	EA	Cadillac/Wexford Transit Authority	1995	\$12,000.00	60	No
Facilities	Buildings	Building Components	HVAC	1	EA	Cadillac/Wexford Transit Authority	2010	\$720.00	15	No
Facilities	Buildings	Building Components	HVAC	1	EA	Cadillac/Wexford Transit Authority	2010	\$6,000.00	60	No
Facilities	Buildings	Building Components	HVAC	2	EA	Cadillac/Wexford Transit Authority	2010	\$9,600.00	60	No
Facilities	Buildings	Building Components	HVAC	11	EA	Cadillac/Wexford Transit Authority	2010	\$3,960.00	60	No
Facilities	Buildings	Building Components	HVAC	1	EA	Cadillac/Wexford Transit Authority	2010	\$6,000.00	60	No
Facilities	Buildings	Building Components	HVAC	7	EA	Cadillac/Wexford Transit Authority	2010	\$33,600.00	60	No



Asset Category	Sub-Category	Asset Class	Asset Name	Quantity	Units	Transit System	Year Acquired	Replacement Value	Useful Life Benchmark	At or Past Useful Life Benchmark
Facilities	Buildings	Building Components	HVAC	5	EA	Cadillac/Wexford Transit Authority	2010	\$24,000.00	60	No
Facilities	Buildings	Building Components	HVAC	1	EA	Cadillac/Wexford Transit Authority	2010	\$6,000.00	60	No
Facilities	Buildings	Building Components	HVAC	1	EA	Cadillac/Wexford Transit Authority	2010	\$3,600.00	60	No
Facilities	Buildings	Building Components	HVAC	2	EA	Cass County Transportation Authority	1977	\$840.00	60	No
Facilities	Buildings	Building Components	HVAC	2	EA	Cass County Transportation Authority	1977	\$840.00	60	No
Facilities	Buildings	Building Components	HVAC	1	EA	Cass County Transportation Authority	1977	\$2,400.00	60	No
Facilities	Buildings	Building Components	HVAC	1	EA	Cass County Transportation Authority	2020	\$4,800.00	60	No
Facilities	Buildings	Building Components	HVAC	1	EA	Cass County Transportation Authority	1977	\$360.00	60	No
Facilities	Buildings	Building Components	HVAC	1	EA	Cass County Transportation Authority	2021	\$8,400.00	60	No
Facilities	Buildings	Building Components	HVAC	11	EA	Charlevoix County Public Transportation	1988	\$52,800.00	60	No
Facilities	Buildings	Building Components	HVAC	5	EA	Charlevoix County Public Transportation	2010	\$30,000.00	60	No
Facilities	Buildings	Building Components	HVAC	1	EA	Charlevoix County Public Transportation	1988	\$4,800.00	60	No
Facilities	Buildings	Building Components	HVAC	1	EA	Charlevoix County Public Transportation	2014	\$4,800.00	60	No
Facilities	Buildings	Building Components	HVAC	3	EA	Charlevoix County Public Transportation	1988	\$14,400.00	60	No
Facilities	Buildings	Building Components	HVAC	1	EA	Charlevoix County Public Transportation	1988	\$4,800.00	60	No
Facilities	Buildings	Building Components	HVAC	1	EA	Charlevoix County Public Transportation	1988	\$4,800.00	60	No
Facilities	Buildings	Building Components	HVAC	2	EA	Cheboygan County COA	1975	\$9,600.00	60	No
Facilities	Buildings	Building Components	HVAC	1	EA	City of Hancock	2011	\$4,800.00	60	No
Facilities	Buildings	Building Components	HVAC	1	EA	City of Hancock	2011	\$4,800.00	60	No
Facilities	Buildings	Building Components	HVAC	1	EA	City of Hancock	2011	\$4,800.00	60	No
Facilities	Buildings	Building Components	HVAC	1	EA	City of Hancock	2011	\$4,800.00	60	No
Facilities	Buildings	Building Components	HVAC	3	EA	City of Hancock	2011	\$1,260.00	60	No
Facilities	Buildings	Building Components	HVAC	1	EA	City of Hancock	2011	\$6,000.00	60	No

Asset Category	Sub-Category	Asset Class	Asset Name	Quantity	Units	Transit System	Year Acquired	Replacement Value	Useful Life Benchmark	At or Past Useful Life Benchmark
Facilities	Buildings	Building Components	HVAC	1	EA	City of Hancock	2011	\$6,000.00	60	No
Facilities	Buildings	Building Components	HVAC	1	EA	Clare County Transit Corporation	2012	\$4,800.00	60	No
Facilities	Buildings	Building Components	HVAC	2	EA	Clare County Transit Corporation	2012	\$12,000.00	60	No
Facilities	Buildings	Building Components	HVAC	1	EA	Clinton Area Transit System	2017	\$4,800.00	60	No
Facilities	Buildings	Building Components	HVAC	2	EA	Clinton Area Transit System	2017	\$9,600.00	60	No
Facilities	Buildings	Building Components	HVAC	1	EA	Clinton Area Transit System	2017	\$4,800.00	60	No
Facilities	Buildings	Building Components	HVAC	1	EA	Clinton Area Transit System	2017	\$3,600.00	60	No
Facilities	Buildings	Building Components	HVAC	1	EA	Clinton Area Transit System	2017	\$4,800.00	60	No
Facilities	Buildings	Building Components	HVAC	1	EA	Clinton Area Transit System	2017	\$4,800.00	60	No
Facilities	Buildings	Building Components	HVAC	1	EA	Clinton Area Transit System	2017	\$3,600.00	60	No
Facilities	Buildings	Building Components	HVAC	1	EA	Clinton Area Transit System	2017	\$360.00	60	No
Facilities	Buildings	Building Components	HVAC	1	EA	Clinton Area Transit System	2017	\$4,800.00	60	No
Facilities	Buildings	Building Components	HVAC	1	EA	Clinton Area Transit System	2017	\$13,200.00	60	No
Facilities	Buildings	Building Components	HVAC	1	EA	Clinton Area Transit System	2017	\$6,000.00	60	No
Facilities	Buildings	Building Components	HVAC	1	EA	Adrian Dial-A-Ride	2008	\$8.69	60	No
Facilities	Buildings	Building Components	HVAC	1	EA	Community Action	2019	\$2,000.00	60	No
Facilities	Buildings	Building Components	HVAC	1	EA	Community Action	2019	\$2,000.00	60	No
Facilities	Buildings	Building Components	HVAC	1	EA	Crawford County Transportation Authority	2013	\$7,000.00	60	No
Facilities	Buildings	Building Components	HVAC	1	EA	Crawford County Transportation Authority	1988	\$600.00	15	Yes
Facilities	Buildings	Building Components	HVAC	1	EA	Crawford County Transportation Authority	1988	\$300.00	60	No
Facilities	Buildings	Building Components	HVAC	1	EA	Crawford County Transportation Authority	1988	\$5,000.00	60	No
Facilities	Buildings	Building Components	HVAC	1	EA	Crawford County Transportation Authority	1988	\$4,000.00	60	No

Asset Category	Sub-Category	Asset Class	Asset Name	Quantity	Units	Transit System	Year Acquired	Replacement Value	Useful Life Benchmark	At or Past Useful Life Benchmark
Facilities	Buildings	Building Components	HVAC	2	EA	Delta Area Transit Authority	1989	\$8,000.00	60	No
Facilities	Buildings	Building Components	HVAC	3	EA	Eastern U.P. Transportation Authority	2021	\$12,000.00	60	No
Facilities	Buildings	Building Components	HVAC	2	EA	Eastern U.P. Transportation Authority	2021	\$8,000.00	60	No
Facilities	Buildings	Building Components	HVAC	1	EA	Eastern U.P. Transportation Authority	2021	\$4,000.00	60	No
Facilities	Buildings	Building Components	HVAC	1	EA	Eastern U.P. Transportation Authority	2021	\$4,000.00	60	No
Facilities	Buildings	Building Components	HVAC	1	EA	Eastern U.P. Transportation Authority	2021	\$350.00	60	No
Facilities	Buildings	Building Components	HVAC	2	EA	Eastern U.P. Transportation Authority	2021	\$12,000.00	60	No
Facilities	Buildings	Building Components	HVAC	1	EA	Eastern U.P. Transportation Authority	1993	\$2,000.00	60	No
Facilities	Buildings	Building Components	HVAC	1	EA	Eastern U.P. Transportation Authority	2007	\$2,000.00	60	No
Facilities	Buildings	Building Components	HVAC	4	EA	Eastern U.P. Transportation Authority	1993	\$44,000.00	60	No
Facilities	Buildings	Building Components	HVAC	1	EA	Eaton County Transportation Authority	2015	\$4,000.00	60	No
Facilities	Buildings	Building Components	HVAC	1	EA	Eaton County Transportation Authority	1980	\$4,000.00	60	No
Facilities	Buildings	Building Components	HVAC	1	EA	Eaton County Transportation Authority	2015	\$4,000.00	60	No
Facilities	Buildings	Building Components	HVAC	1	EA	Eaton County Transportation Authority	2015	\$4,000.00	60	No
Facilities	Buildings	Building Components	HVAC	1	EA	Eaton County Transportation Authority	1980	\$3,000.00	60	No
Facilities	Buildings	Building Components	HVAC	1	EA	Eaton County Transportation Authority	1980	\$5,000.00	60	No
Facilities	Buildings	Building Components	HVAC	1	EA	Eaton County Transportation Authority	1980	\$2,000.00	60	No
Facilities	Buildings	Building Components	HVAC	1	EA	Eaton County Transportation Authority	2007	\$2,800.00	60	No
Facilities	Buildings	Building Components	HVAC	1	EA	Eaton County Transportation Authority	1980	\$17,000.00	60	No
Facilities	Buildings	Building Components	HVAC	1	EA	Eaton County Transportation Authority	1980	\$350.00	60	No
Facilities	Buildings	Building Components	HVAC	1	EA	Eaton County Transportation Authority	1980	\$350.00	60	No
Facilities	Buildings	Building Components	HVAC	1	EA	Friendship Center of Emmet County	2005	\$300.00	60	No
Facilities	Buildings	Building Components	HVAC	1	EA	Friendship Center of Emmet County	2005	\$300.00	60	No

Asset Category	Sub-Category	Asset Class	Asset Name	Quantity	Units	Transit System	Year Acquired	Replacement Value	Useful Life Benchmark	At or Past Useful Life Benchmark
Facilities	Buildings	Building Components	HVAC	2	EA	Friendship Center of Emmet County	2005	\$600.00	60	No
Facilities	Buildings	Building Components	HVAC	1	EA	Friendship Center of Emmet County	2005	\$7,000.00	60	No
Facilities	Buildings	Building Components	HVAC	2	EA	Friendship Center of Emmet County	2005	\$8,000.00	60	No
Facilities	Buildings	Building Components	HVAC	1	EA	Gladwin - Administrative Facility	1980	\$4,000.00	60	No
Facilities	Buildings	Building Components	HVAC	1	EA	Gladwin - Administrative Facility	1980	\$3,000.00	60	No
Facilities	Buildings	Building Components	HVAC	1	EA	Gladwin - Administrative Facility	1980	\$3,000.00	60	No
Facilities	Buildings	Building Components	HVAC	1	EA	Gladwin - Administrative Facility	1980	\$3,000.00	60	No
Facilities	Buildings	Building Components	HVAC	1	EA	Gladwin - Administrative Facility	1980	\$3,000.00	60	No
Facilities	Buildings	Building Components	HVAC	1	EA	Gladwin - Administrative Facility	1980	\$3,000.00	60	No
Facilities	Buildings	Building Components	HVAC	1	EA	Gladwin - Administrative Facility	1980	\$3,000.00	60	No
Facilities	Buildings	Building Components	HVAC	1	EA	Gladwin - Administrative Facility	1980	\$5,000.00	60	No
Facilities	Buildings	Building Components	HVAC	1	EA	Gladwin - Administrative Facility	1980	\$5,000.00	60	No
Facilities	Buildings	Building Components	HVAC	1	EA	Gladwin - Administrative Facility	1980	\$7,000.00	60	No
Facilities	Buildings	Building Components	HVAC	1	EA	Gladwin - Administrative Facility	1980	\$7,000.00	60	No
Facilities	Buildings	Building Components	HVAC	1	EA	Gladwin - Administrative Facility	1980	\$7,000.00	60	No
Facilities	Buildings	Building Components	HVAC	1	EA	Gladwin City/County Transit	1980	\$4,000.00	60	No
Facilities	Buildings	Building Components	HVAC	1	EA	Gladwin City/County Transit	1980	\$4,000.00	60	No
Facilities	Buildings	Building Components	HVAC	1	EA	Gladwin City/County Transit	1980	\$5,000.00	60	No
Facilities	Buildings	Building Components	HVAC	1	EA	Gogebic County Transit	1996	\$4,000.00	60	No
Facilities	Buildings	Building Components	HVAC	2	EA	Gogebic County Transit	1996	\$8,000.00	60	No
Facilities	Buildings	Building Components	HVAC	1	EA	Gogebic County Transit	1996	\$4,000.00	60	No
Facilities	Buildings	Building Components	HVAC	1	EA	Gogebic County Transit	1996	\$4,000.00	60	No
Facilities	Buildings	Building Components	HVAC	1	EA	Gogebic County Transit	1996	\$4,000.00	60	No



Asset Category	Sub-Category	Asset Class	Asset Name	Quantity	Units	Transit System	Year Acquired	Replacement Value	Useful Life Benchmark	At or Past Useful Life Benchmark
Facilities	Buildings	Building Components	HVAC	1	EA	Gogebic County Transit	1996	\$350.00	60	No
Facilities	Buildings	Building Components	HVAC	1	EA	Gogebic County Transit	1996	\$11,000.00	60	No
Facilities	Buildings	Building Components	HVAC	11	EA	Gogebic County Transit	1996	\$55,000.00	60	No
Facilities	Buildings	Building Components	HVAC	6	EA	Greater Lapeer Transportation Authority	2002	\$24,000.00	60	No
Facilities	Buildings	Building Components	HVAC	1	EA	Greater Lapeer Transportation Authority	2002	\$3,000.00	60	No
Facilities	Buildings	Building Components	HVAC	1	EA	Greater Lapeer Transportation Authority	2002	\$5,000.00	60	No
Facilities	Buildings	Building Components	HVAC	2	EA	Greater Lapeer Transportation Authority	2002	\$8,000.00	60	No
Facilities	Buildings	Building Components	HVAC	2	EA	Greater Lapeer Transportation Authority	2002	\$700.00	60	No
Facilities	Buildings	Building Components	HVAC	25	EA	Greater Lapeer Transportation Authority	2002	\$125,000.00	60	No
Facilities	Buildings	Building Components	HVAC	6	EA	Greater Lapeer Transportation Authority	2002	\$24,000.00	60	No
Facilities	Buildings	Building Components	HVAC	1	EA	Greater Lapeer Transportation Authority	2002	\$4,000.00	60	No
Facilities	Buildings	Building Components	HVAC	2	EA	Greater Lapeer Transportation Authority	2002	\$12,000.00	60	No
Facilities	Buildings	Building Components	HVAC	1	EA	Greater Lapeer Transportation Authority	2002	\$350.00	60	No
Facilities	Buildings	Building Components	HVAC	2	EA	Greater Lapeer Transportation Authority	2002	\$10,000.00	60	No
Facilities	Buildings	Building Components	HVAC	6	EA	Greater Lapeer Transportation Authority	2002	\$30,000.00	60	No
Facilities	Buildings	Building Components	HVAC	1	EA	Greater Lapeer Transportation Authority	2002	\$5,000.00	60	No
Facilities	Buildings	Building Components	HVAC	2	EA	Greater Lapeer Transportation Authority	2002	\$700.00	60	No
Facilities	Buildings	Building Components	HVAC	6	EA	Greater Lapeer Transportation Authority	2002	\$24,000.00	60	No
Facilities	Buildings	Building Components	HVAC	1	EA	Greater Lapeer Transportation Authority	2002	\$350.00	60	No
Facilities	Buildings	Building Components	HVAC	1	EA	Greenville Transit Authority	2019	\$4,800	60	No
Facilities	Buildings	Building Components	HVAC	1	EA	Hillsdale Dial-A-Ride	2010	\$7,000.00	60	No
Facilities	Buildings	Building Components	HVAC	2	EA	Hillsdale Dial-A-Ride	2010	\$600.00	60	No
Facilities	Buildings	Building Components	HVAC	1	EA	Hillsdale Dial-A-Ride	2010	\$300.00	60	No



Asset Category	Sub-Category	Asset Class	Asset Name	Quantity	Units	Transit System	Year Acquired	Replacement Value	Useful Life Benchmark	At or Past Useful Life Benchmark
Facilities	Buildings	Building Components	HVAC	2	EA	Hillsdale Dial-A-Ride	2010	\$8,000.00	60	No
Facilities	Buildings	Building Components	HVAC	1	EA	Hillsdale Dial-A-Ride	2010	\$4,000.00	60	No
Facilities	Buildings	Building Components	HVAC	1	EA	Houghton Motor Transit Line	2001	\$350.00	60	No
Facilities	Buildings	Building Components	HVAC	3	EA	Houghton Motor Transit Line	2001	\$12,000.00	60	No
Facilities	Buildings	Building Components	HVAC	3	EA	Houghton Motor Transit Line	2001	\$1,050.00	60	No
Facilities	Buildings	Building Components	HVAC	1	EA	Houghton Motor Transit Line	2001	\$11,000.00	60	No
Facilities	Buildings	Building Components	HVAC	1	EA	Houghton Motor Transit Line	2001	\$4,000.00	60	No
Facilities	Buildings	Building Components	HVAC	2	EA	Huron Transit Corporation	1992	\$8,000.00	60	No
Facilities	Buildings	Building Components	HVAC	1	EA	Huron Transit Corporation	1992	\$4,000.00	60	No
Facilities	Buildings	Building Components	HVAC	1	EA	Huron Transit Corporation	1992	\$4,000.00	60	No
Facilities	Buildings	Building Components	HVAC	2	EA	Huron Transit Corporation	1992	\$8,000.00	60	No
Facilities	Buildings	Building Components	HVAC	1	EA	Huron Transit Corporation	1992	\$5,000.00	60	No
Facilities	Buildings	Building Components	HVAC	1	EA	Huron Transit Corporation	1992	\$350.00	60	No
Facilities	Buildings	Building Components	HVAC	1	EA	Huron Transit Corporation	1992	\$350.00	60	No
Facilities	Buildings	Building Components	HVAC	1	EA	Huron Transit Corporation	1992	\$350.00	60	No
Facilities	Buildings	Building Components	HVAC	2	EA	Huron Transit Corporation	1992	\$8,000.00	60	No
Facilities	Buildings	Building Components	HVAC	1	EA	Huron Transit Corporation	1992	\$2,000.00	60	No
Facilities	Buildings	Building Components	HVAC	1	EA	Huron Transit Corporation	1992	\$350.00	60	No
Facilities	Buildings	Building Components	HVAC	3	EA	Huron Transit Corporation	1992	\$33,000.00	60	No
Facilities	Buildings	Building Components	HVAC	5	EA	Huron Transit Corporation	1992	\$55,000.00	60	No
Facilities	Buildings	Building Components	HVAC	2	EA	Huron Transit Corporation	1992	\$600.00	60	No
Facilities	Buildings	Building Components	HVAC	1	EA	Huron Transit Corporation	1992	\$5,000.00	60	No
Facilities	Buildings	Building Components	HVAC	2	EA	Huron Transit Corporation	1992	\$22,000.00	60	Yes

Asset Category	Sub-Category	Asset Class	Asset Name	Quantity	Units	Transit System	Year Acquired	Replacement Value	Useful Life Benchmark	At or Past Useful Life Benchmark
Facilities	Buildings	Building Components	HVAC	1	EA	Huron Transit Corporation	1992	\$2,000.00	15	No
Facilities	Buildings	Building Components	HVAC	1	EA	Huron Transit Corporation	1992	\$350.00	60	No
Facilities	Buildings	Building Components	HVAC	1	EA	Huron Transit Corporation	1992	\$350.00	60	No
Facilities	Buildings	Building Components	HVAC	1	EA	Huron Transit Corporation	1992	\$350.00	60	No
Facilities	Buildings	Building Components	HVAC	1	EA	Huron Transit Corporation	1992	\$7,000.00	60	No
Facilities	Buildings	Building Components	HVAC	2	EA	Huron Transit Corporation	1992	\$22,000.00	60	No
Facilities	Buildings	Building Components	HVAC	1	EA	Interurban Transit Authority	1990	\$2,000.00	60	No
Facilities	Buildings	Building Components	HVAC	1	EA	Interurban Transit Authority	1990	\$3,000.00	60	No
Facilities	Buildings	Building Components	HVAC	1	EA	Interurban Transit Authority	1990	\$350.00	60	No
Facilities	Buildings	Building Components	HVAC	1	EA	Interurban Transit Authority	1990	\$350.00	60	No
Facilities	Buildings	Building Components	HVAC	1	EA	Interurban Transit Authority	1990	\$350.00	60	No
Facilities	Buildings	Building Components	HVAC	2	EA	Interurban Transit Authority	1990	\$22,000.00	60	No
Facilities	Buildings	Building Components	HVAC	1	EA	Interurban Transit Authority	1990	\$11,000.00	60	No
Facilities	Buildings	Building Components	HVAC	3	EA	Ionia County Commission on Aging	2002	\$21,000.00	60	No
Facilities	Buildings	Building Components	HVAC	1	EA	Ionia County Commission on Aging	2002	\$300.00	60	No
Facilities	Buildings	Building Components	HVAC	2	EA	Ionia County Commission on Aging	2002	\$8,000.00	60	No
Facilities	Buildings	Building Components	HVAC	11	EA	Ionia County Commission on Aging	2002	\$3,300.00	60	No
Facilities	Buildings	Building Components	HVAC	1	EA	Ionia County Commission on Aging	2002	\$70.00	60	No
Facilities	Buildings	Building Components	HVAC	1	EA	Ionia County Commission on Aging	2002	\$4,000.00	60	No
Facilities	Buildings	Building Components	HVAC	1	EA	Ionia County Commission on Aging	2002	\$4,000.00	60	Yes
Facilities	Buildings	Building Components	HVAC	2	EA	Ionia-Dial-A-Ride	1989	\$4,000.00	15	No
Facilities	Buildings	Building Components	HVAC	1	EA	Ionia-Dial-A-Ride	1989	\$7,000.00	60	No
Facilities	Buildings	Building Components	HVAC	2	EA	Ionia-Dial-A-Ride	2022	\$700.00	60	No

Asset Category	Sub-Category	Asset Class	Asset Name	Quantity	Units	Transit System	Year Acquired	Replacement Value	Useful Life Benchmark	At or Past Useful Life Benchmark
Facilities	Buildings	Building Components	HVAC	1	EA	Ionia-Dial-A-Ride	1989	\$5,000.00	60	No
Facilities	Buildings	Building Components	HVAC	1	EA	Ionia-Dial-A-Ride	1989	\$200.00	60	No
Facilities	Buildings	Building Components	HVAC	2	EA	Iosco Transit Corporation	1979	\$9,600.00	60	No
Facilities	Buildings	Building Components	HVAC	1	EA	Iosco Transit Corporation	1979	\$4,800.00	60	No
Facilities	Buildings	Building Components	HVAC	1	EA	Iosco Transit Corporation	1979	\$360.00	60	No
Facilities	Buildings	Building Components	HVAC	1	EA	Iosco Transit Corporation	1979	\$360.00	60	No
Facilities	Buildings	Building Components	HVAC	1	EA	Iosco Transit Corporation	1979	\$4,800.00	60	No
Facilities	Buildings	Building Components	HVAC	1	EA	Iosco Transit Corporation	1979	\$4,800.00	60	No
Facilities	Buildings	Building Components	HVAC	1	EA	Kalkaska - Public Transit Facility	2004	\$600.00	60	No
Facilities	Buildings	Building Components	HVAC	1	EA	Kalkaska - Public Transit Facility	2004	\$600.00	60	No
Facilities	Buildings	Building Components	HVAC	1	EA	Kalkaska - Public Transit Facility	2004	\$350.00	60	No
Facilities	Buildings	Building Components	HVAC	3	EA	Kalkaska - Public Transit Facility	2004	\$57,000.00	60	No
Facilities	Buildings	Building Components	HVAC	2	EA	Kalkaska - Public Transit Facility	2004	\$4,000.00	60	No
Facilities	Buildings	Building Components	HVAC	2	EA	Kalkaska - Public Transit Facility	2004	\$4,000.00	60	No
Facilities	Buildings	Building Components	HVAC	2	EA	Kalkaska - Public Transit Facility	2004	\$700.00	60	No
Facilities	Buildings	Building Components	HVAC	1	EA	Kalkaska - Public Transit Facility	2004	\$350.00	60	No
Facilities	Buildings	Building Components	HVAC	1	EA	Kalkaska Public Transit Authority	2022	\$600.00	15	No
Facilities	Buildings	Building Components	HVAC	1	EA	Kalkaska Public Transit Authority	1998	\$160.00	60	No
Facilities	Buildings	Building Components	HVAC	3	EA	Kalkaska Public Transit Authority	2008	\$15,000.00	60	No
Facilities	Buildings	Building Components	HVAC	3	EA	Kalkaska Public Transit Authority	1998	\$12,000.00	60	No
Facilities	Buildings	Building Components	HVAC	1	EA	Kalkaska Public Transit Authority	1998	\$4,000.00	60	No
Facilities	Buildings	Building Components	HVAC	1	EA	Kalkaska Public Transit Authority	1998	\$3,000.00	60	No
Facilities	Buildings	Building Components	HVAC	9	EA	Kalkaska Public Transit Authority	1998	\$6,120.00	60	No

Asset Category	Sub-Category	Asset Class	Asset Name	Quantity	Units	Transit System	Year Acquired	Replacement Value	Useful Life Benchmark	At or Past Useful Life Benchmark
Facilities	Buildings	Building Components	HVAC	1	EA	Key Opportunities	1976	\$2,000.00	60	Yes
Facilities	Buildings	Building Components	HVAC	1	EA	Key Opportunities	2015	\$7,000.00	60	No
Facilities	Buildings	Building Components	HVAC	2	EA	Ludington Mass Transportation Authority	2004	\$840.00	60	No
Facilities	Buildings	Building Components	HVAC	1	EA	Ludington Mass Transportation Authority	2004	\$420.00	60	No
Facilities	Buildings	Building Components	HVAC	2	EA	Ludington Mass Transportation Authority	2004	\$9,600.00	60	No
Facilities	Buildings	Building Components	HVAC	1	EA	Ludington Mass Transportation Authority	2004	\$4,800.00	60	No
Facilities	Buildings	Building Components	HVAC	2	EA	Ludington Mass Transportation Authority	2004	\$9,600.00	60	No
Facilities	Buildings	Building Components	HVAC	1	EA	Ludington Mass Transportation Authority	2004	\$4,800.00	60	No
Facilities	Buildings	Building Components	HVAC	1	EA	Ludington Mass Transportation Authority	2004	\$4,800.00	60	No
Facilities	Buildings	Building Components	HVAC	1	EA	Manistee County Transportation	1984	\$600.00	15	No
Facilities	Buildings	Building Components	HVAC	1	EA	Manistee County Transportation	1984	\$160.00	60	No
Facilities	Buildings	Building Components	HVAC	2	EA	Manistee County Transportation	2002	\$14,000.00	60	No
Facilities	Buildings	Building Components	HVAC	7	EA	Manistee County Transportation	1984	\$28,000.00	60	No
Facilities	Buildings	Building Components	HVAC	5	EA	Manistee County Transportation	1984	\$1,500.00	60	No
Facilities	Buildings	Building Components	HVAC	11	EA	Marquette County Transit Authority	2004	\$52,800.00	60	No
Facilities	Buildings	Building Components	HVAC	2	EA	Marshall, City of	2000	\$6,000.00	60	No
Facilities	Buildings	Building Components	HVAC	1	EA	Marshall, City of	2021	\$7,000.00	60	No
Facilities	Buildings	Building Components	HVAC	1	EA	Marshall, City of	2018	\$350.00	60	No
Facilities	Buildings	Building Components	HVAC	2	EA	Marshall, City of	2000	\$18,000.00	60	No
Facilities	Buildings	Building Components	HVAC	1	EA	Marshall, City of (Facility 1)	2011	\$2,000.00	60	No
Facilities	Buildings	Building Components	HVAC	1	EA	Marshall, City of (Facility 1)	1996	\$7,000.00	60	No
Facilities	Buildings	Building Components	HVAC	2	EA	Marshall, City of (Facility 1)	1986	\$22,000.00	60	No
Facilities	Buildings	Building Components	HVAC	1	EA	Marshall, City of (Facility 1)	1986	\$11,000.00	60	No



Asset Category	Sub-Category	Asset Class	Asset Name	Quantity	Units	Transit System	Year Acquired	Replacement Value	Useful Life Benchmark	At or Past Useful Life Benchmark
Facilities	Buildings	Building Components	HVAC	1	EA	Marshall, City of (Facility 1)	1986	\$350.00	60	No
Facilities	Buildings	Building Components	HVAC	2	EA	Marshall, City of (Facility 1)	1986	\$22,000.00	60	No
Facilities	Buildings	Building Components	HVAC	1	EA	Mecosta Osceola Transit Authority	1999	\$3,000.00	60	No
Facilities	Buildings	Building Components	HVAC	1	EA	Mecosta Osceola Transit Authority	1999	\$3,000.00	60	No
Facilities	Buildings	Building Components	HVAC	6	EA	Mecosta Osceola Transit Authority	1999	\$24,000.00	60	No
Facilities	Buildings	Building Components	HVAC	2	EA	Mecosta Osceola Transit Authority	1999	\$700.00	60	No
Facilities	Buildings	Building Components	HVAC	1	EA	Mecosta Osceola Transit Authority	1999	\$3,000.00	60	No
Facilities	Buildings	Building Components	HVAC	1	EA	Mecosta Osceola Transit Authority	1999	\$3,000.00	60	No
Facilities	Buildings	Building Components	HVAC	6	EA	Mecosta Osceola Transit Authority	1999	\$24,000.00	60	No
Facilities	Buildings	Building Components	HVAC	2	EA	Mecosta Osceola Transit Authority	1999	\$700.00	60	No
Facilities	Buildings	Building Components	HVAC	1	EA	Ogemaw County Public Transportation	1998	\$600.00	60	No
Facilities	Buildings	Building Components	HVAC	1	EA	Ogemaw County Public Transportation	1998	\$600.00	60	No
Facilities	Buildings	Building Components	HVAC	1	EA	Ogemaw County Public Transportation	1998	\$600.00	60	No
Facilities	Buildings	Building Components	HVAC	1	EA	Ogemaw County Public Transportation	1998	\$350.00	60	No
Facilities	Buildings	Building Components	HVAC	2	EA	Ogemaw County Public Transportation	1998	\$4,000.00	60	No
Facilities	Buildings	Building Components	HVAC	1	EA	Ogemaw County Public Transportation	1998	\$11,000.00	60	No
Facilities	Buildings	Building Components	HVAC	1	EA	Ogemaw County Public Transportation	1998	\$600.00	60	No
Facilities	Buildings	Building Components	HVAC	1	EA	Ogemaw County Public Transportation	1998	\$350.00	60	No
Facilities	Buildings	Building Components	HVAC	2	EA	Ogemaw County Public Transportation	1998	\$4,000.00	60	No
Facilities	Buildings	Building Components	HVAC	1	EA	Ogemaw County Public Transportation	1998	\$11,000.00	60	No
Facilities	Buildings	Building Components	HVAC	1	EA	Ontonagon County Public Transit	2001	\$4,000.00	60	No
Facilities	Buildings	Building Components	HVAC	1	EA	Ontonagon County Public Transit	2001	\$5,000.00	60	Yes
Facilities	Buildings	Building Components	HVAC	6	EA	Ontonagon County Public Transit	2001	\$30,000.00	60	No

Asset Category	Sub-Category	Asset Class	Asset Name	Quantity	Units	Transit System	Year Acquired	Replacement Value	Useful Life Benchmark	At or Past Useful Life Benchmark
Facilities	Buildings	Building Components	HVAC	1	EA	Ontonagon County Public Transit	2001	\$7,000.00	60	No
Facilities	Buildings	Building Components	HVAC	2	EA	Ontonagon County Public Transit	2001	\$8,000.00	60	No
Facilities	Buildings	Building Components	HVAC	2	EA	Ontonagon County Public Transit	2001	\$700.00	60	No
Facilities	Buildings	Building Components	HVAC	1	EA	Ontonagon County Public Transit	2001	\$11,000.00	60	No
Facilities	Buildings	Building Components	HVAC	1	EA	Oscoda County Area Transit Specialists	2019	\$3,000.00	60	No
Facilities	Buildings	Building Components	HVAC	1	EA	Oscoda County Area Transit Specialists	2019	\$2,000.00	60	No
Facilities	Buildings	Building Components	HVAC	1	EA	Otsego County Bus System	1994	\$4,000.00	60	No
Facilities	Buildings	Building Components	HVAC	2	EA	Otsego County Bus System	2018	\$8,000.00	60	No
Facilities	Buildings	Building Components	HVAC	1	EA	Otsego County Bus System	1994	\$600.00	15	No
Facilities	Buildings	Building Components	HVAC	11	EA	Otsego County Bus System	1998	\$99,000.00	60	No
Facilities	Buildings	Building Components	HVAC	1	EA	Peoples Express	2019	\$3,000.00	60	No
Facilities	Buildings	Building Components	HVAC	2	EA	Peoples Express	2019	\$14,000.00	60	No
Facilities	Buildings	Building Components	HVAC	1	EA	Peoples Express	2019	\$160.00	60	No
Facilities	Buildings	Building Components	HVAC	1	EA	Peoples Express	2019	\$160.00	60	No
Facilities	Buildings	Building Components	HVAC	1	EA	Peoples Express	2019	\$4,000.00	60	No
Facilities	Buildings	Building Components	HVAC	1	EA	Peoples Express	2019	\$4,000.00	60	No
Facilities	Buildings	Building Components	HVAC	1	EA	Pioneer Resources Muskegon	2017	\$600.00	60	No
Facilities	Buildings	Building Components	HVAC	2	EA	Pioneer Resources Muskegon	1988	\$6,000.00	60	No
Facilities	Buildings	Building Components	HVAC	1	EA	Pioneer Resources Muskegon	1988	\$2,000.00	60	No
Facilities	Buildings	Building Components	HVAC	1	EA	Pioneer Resources Muskegon	1988	\$2,000.00	60	No
Facilities	Buildings	Building Components	HVAC	8	EA	Pioneer Resources Muskegon	1988	\$20,000.00	60	No
Facilities	Buildings	Building Components	HVAC	1	EA	Pioneer Resources Muskegon	1988	\$2,000.00	60	No
Facilities	Buildings	Building Components	HVAC	2	EA	Pioneer Resources Muskegon	1988	\$4,000.00	60	No

Asset Category	Sub-Category	Asset Class	Asset Name	Quantity	Units	Transit System	Year Acquired	Replacement Value	Useful Life Benchmark	At or Past Useful Life Benchmark
Facilities	Buildings	Building Components	HVAC	1	EA	Pioneer Resources Muskegon	1988	\$350.00	60	No
Facilities	Buildings	Building Components	HVAC	1	EA	Pioneer Resources Muskegon	1988	\$350.00	60	No
Facilities	Buildings	Building Components	HVAC	3	EA	Presque Isle County COA	1978	\$36,000.00	60	No
Facilities	Buildings	Building Components	HVAC	3	EA	Presque Isle County COA	1978	\$9,000.00	60	No
Facilities	Buildings	Building Components	HVAC	2	EA	Roscommon County Transportation Authority	1988	\$12,000.00	60	No
Facilities	Buildings	Building Components	HVAC	1	EA	Roscommon County Transportation Authority	1988	\$6,000.00	60	No
Facilities	Buildings	Building Components	HVAC	1	EA	Roscommon County Transportation Authority	1988	\$4,800.00	60	No
Facilities	Buildings	Building Components	HVAC	1	EA	Roscommon County Transportation Authority	1988	\$4,800.00	60	No
Facilities	Buildings	Building Components	HVAC	4	EA	Roscommon County Transportation Authority	1988	\$19,200.00	60	No
Facilities	Buildings	Building Components	HVAC	2	EA	Roscommon County Transportation Authority	1988	\$7,200.00	60	No
Facilities	Buildings	Building Components	HVAC	1	EA	Sanilac Transit Authority Regional Services	2008	\$4,000.00	60	No
Facilities	Buildings	Building Components	HVAC	1	EA	Sanilac Transit Authority Regional Services	2008	\$300.00	60	No
Facilities	Buildings	Building Components	HVAC	1	EA	Sanilac Transit Authority Regional Services	2008	\$3,000.00	60	No
Facilities	Buildings	Building Components	HVAC	1	EA	Sanilac Transit Authority Regional Services	2008	\$3,000.00	60	No
Facilities	Buildings	Building Components	HVAC	6	EA	Sanilac Transit Authority Regional Services	2008	\$2,100.00	60	No
Facilities	Buildings	Building Components	HVAC	2	EA	Sanilac Transit Authority Regional Services	2008	\$700.00	60	No
Facilities	Buildings	Building Components	HVAC	1	EA	Sanilac Transit Authority Regional Services	2008	\$350.00	60	No
Facilities	Buildings	Building Components	HVAC	1	EA	Sanilac Transit Authority Regional Services	2008	\$350.00	60	No
Facilities	Buildings	Building Components	HVAC	1	EA	Sanilac Transit Authority Regional Services	2008	\$7,000.00	60	No
Facilities	Buildings	Building Components	HVAC	2	EA	Sanilac Transit Authority Regional Services	2008	\$10,000.00	60	No
Facilities	Buildings	Building Components	HVAC	1	EA	Sanilac Transit Authority Regional Services	2008	\$2,000.00	60	No
Facilities	Buildings	Building Components	HVAC	1	EA	Sanilac Transit Authority Regional Services	2008	\$3,000.00	60	No
Facilities	Buildings	Building Components	HVAC	1	EA	Sanilac Transit Authority Regional Services	2008	\$3,000.00	60	Yes

Asset Category	Sub-Category	Asset Class	Asset Name	Quantity	Units	Transit System	Year Acquired	Replacement Value	Useful Life Benchmark	At or Past Useful Life Benchmark
Facilities	Buildings	Building Components	HVAC	1	EA	Sanilac Transit Authority Regional Services	2008	\$300.00	60	No
Facilities	Buildings	Building Components	HVAC	4	EA	Sanilac Transit Authority Regional Services	2008	\$16,000.00	60	No
Facilities	Buildings	Building Components	HVAC	1	EA	Sanilac Transit Authority Regional Services	2008	\$4,000.00	60	No
Facilities	Buildings	Building Components	HVAC	1	EA	Sanilac Transit Authority Regional Services	2008	\$800.00	60	No
Facilities	Buildings	Building Components	HVAC	2	EA	Sanilac Transit Authority Regional Services	2008	\$700.00	60	No
Facilities	Buildings	Building Components	HVAC	1	EA	Sanilac Transit Authority Regional Services	2008	\$11,000.00	60	No
Facilities	Buildings	Building Components	HVAC	1	EA	Schoolcraft County Transit Authority	2008	\$300.00	60	No
Facilities	Buildings	Building Components	HVAC	1	EA	Schoolcraft County Transit Authority	2008	\$5,000.00	60	No
Facilities	Buildings	Building Components	HVAC	1	EA	Schoolcraft County Transit Authority	1980	\$4,000.00	60	No
Facilities	Buildings	Building Components	HVAC	1	EA	Schoolcraft County Transit Authority	1980	\$2,000.00	15	No
Facilities	Buildings	Building Components	HVAC	3	EA	Shiawassee Area Transportation Agency	2004	\$900.00	60	No
Facilities	Buildings	Building Components	HVAC	3	EA	Shiawassee Area Transportation Agency	2004	\$15,000.00	60	No
Facilities	Buildings	Building Components	HVAC	1	EA	Shiawassee Area Transportation Agency	2004	\$6,000.00	60	No
Facilities	Buildings	Building Components	HVAC	2	EA	Shiawassee Area Transportation Agency	2004	\$10,000.00	60	No
Facilities	Buildings	Building Components	HVAC	1	EA	St. Joseph County Transportation Authority	1980	\$2,400.00	60	No
Facilities	Buildings	Building Components	HVAC	1	EA	St. Joseph County Transportation Authority	1980	\$4,800.00	60	No
Facilities	Buildings	Building Components	HVAC	1	EA	Thunderbay Transportation Authority	2017	\$3,000.00	60	No
Facilities	Buildings	Building Components	HVAC	1	EA	Thunderbay Transportation Authority	2017	\$5,000.00	60	No
Facilities	Buildings	Building Components	HVAC	2	EA	Thunderbay Transportation Authority	2017	\$14,000.00	60	No
Facilities	Buildings	Building Components	HVAC	6	EA	Thunderbay Transportation Authority	2017	\$1,800.00	60	No
Facilities	Buildings	Building Components	HVAC	9	EA	Thunderbay Transportation Authority	2017	\$36,000.00	60	No
Facilities	Buildings	Building Components	HVAC	8	EA	Thunderbay Transportation Authority	2017	\$32,000.00	60	No
Facilities	Buildings	Building Components	HVAC	2	EA	Van Buren Public Transit	1987	\$8,000.00	60	No



Asset Category	Sub-Category	Asset Class	Asset Name	Quantity	Units	Transit System	Year Acquired	Replacement Value	Useful Life Benchmark	At or Past Useful Life Benchmark
Facilities	Buildings	Building Components	HVAC	11	EA	Van Buren Public Transit	1987	\$44,000.00	60	No
Facilities	Buildings	Building Components	HVAC	1	EA	Van Buren Public Transit	1987	\$350.00	60	No
Facilities	Buildings	Building Components	HVAC	1	EA	Van Buren Public Transit	1987	\$2,000.00	60	No
Facilities	Buildings	Building Components	HVAC	1	EA	Van Buren Public Transit	1987	\$11,000.00	60	No
Facilities	Buildings	Building Components	HVAC	1	EA	Van Buren Public Transit	1987	\$350.00	60	Yes
Facilities	Buildings	Building Components	HVAC	1	EA	Van Buren Public Transit	1987	\$11,000.00	60	No
Facilities	Buildings	Building Components	HVAC	2	EA	Van Buren Public Transit	1987	\$14,000.00	60	No
Facilities	Buildings	Building Components	HVAC	1	EA	Yates Township	1987	\$3,000.00	60	No
Facilities	Buildings	Building Components	HVAC	1	EA	Yates Township	1987	\$160.00	60	No
Facilities	Buildings	Building Components	HVAC	2	EA	Yates Township	1987	\$600.00	60	No
Facilities	Buildings	Building Components	HVAC	1	EA	Yates Township	1987	\$4,000.00	60	No
Facilities	Buildings	Building Components	Interior	1	EA	Adrian Dial-A-Ride	2008	\$13,200.00	60	No
Facilities	Buildings	Building Components	Interior	1	EA	Adrian Dial-a-ride	2008	\$6.60	60	No
Facilities	Buildings	Building Components	Interior	1	EA	Alger Transit Authority	1982	\$6.60	60	No
Facilities	Buildings	Building Components	Interior	6	EA	Alger Transit Authority	1982	\$2,786.40	60	No
Facilities	Buildings	Building Components	Interior	3530	SF	Alger Transit Authority	1982	\$30,668.98	60	No
Facilities	Buildings	Building Components	Interior	1	EA	Alger Transit Authority	1982	\$600.00	60	No
Facilities	Buildings	Building Components	Interior	1	EA	Alger Transit Authority	1982	\$816.00	60	No
Facilities	Buildings	Building Components	Interior	14	EA	Alger Transit Authority	1982	\$6,720.00	60	No
Facilities	Buildings	Building Components	Interior	3530	SF	Alger Transit Authority	1982	\$30,668.98	60	No
Facilities	Buildings	Building Components	Interior	1	EA	Alger Transit Authority	1982	\$48.00	60	No
Facilities	Buildings	Building Components	Interior	1	EA	Alger Transit Authority	1982	\$816.00	60	No

Asset Category	Sub-Category	Asset Class	Asset Name	Quantity	Units	Transit System	Year Acquired	Replacement Value	Useful Life Benchmark	At or Past Useful Life Benchmark
Facilities	Buildings	Building Components	Interior	2	EA	Alger Transit Authority	1982	\$1,920.00	60	No
Facilities	Buildings	Building Components	Interior	6	EA	Alger Transit Authority	1982	\$18,000.00	60	No
Facilities	Buildings	Building Components	Interior	3530	SF	Alger Transit Authority	2016	\$55,068.00	60	No
Facilities	Buildings	Building Components	Interior	450	LF	ALTRAN	2016	\$5,443.20	60	No
Facilities	Buildings	Building Components	Interior	6	EA	ALTRAN	2016	\$18,000.00	60	No
Facilities	Buildings	Building Components	Interior	3500	LF	ALTRAN	2016	\$33,222.00	60	No
Facilities	Buildings	Building Components	Interior	11000	SF	ALTRAN	2016	\$95,569.05	60	No
Facilities	Buildings	Building Components	Interior	10	EA	ALTRAN	2016	\$4,200.00	60	No
Facilities	Buildings	Building Components	Interior	1	EA	Allegan County Transportation	2010	\$8.69	60	No
Facilities	Buildings	Building Components	Interior	1	EA	Allegan County Transportation	2010	\$32,708.76	60	No
Facilities	Buildings	Building Components	Interior	1	EA	Allegan County Transportation	2010	\$8.69	60	No
Facilities	Buildings	Building Components	Interior	1	EA	Allegan County Transportation	2010	\$8.69	60	No
Facilities	Buildings	Building Components	Interior	12152	SF	Antrim County Transit	1970	\$80,203.20	60	No
Facilities	Buildings	Building Components	Interior	12152	SF	Antrim County Transit	1970	\$70,724.64	60	No
Facilities	Buildings	Building Components	Interior	1	EA	Antrim County Transit	1970	\$48.00	60	No
Facilities	Buildings	Building Components	Interior	1	EA	Antrim County Transit	1970	\$4,200.00	60	No
Facilities	Buildings	Building Components	Interior	381	LF	Antrim County Transit	1970	\$310,896.00	60	No
Facilities	Buildings	Building Components	Interior	6048	SF	Antrim County Transit	1970	\$39,916.80	60	No
Facilities	Buildings	Building Components	Interior	6048	SF	Antrim County Transit	1970	\$50,803.20	60	No
Facilities	Buildings	Building Components	Interior	1	EA	Antrim County Transit	1970	\$4,200.00	60	No
Facilities	Buildings	Building Components	Interior	1	EA	Antrim County Transit	1970	\$816.00	60	No
Facilities	Buildings	Building Components	Interior	1	EA	Antrim County Transit	1970	\$48.00	60	No
Facilities	Buildings	Building Components	Interior	16	EA	Antrim County Transit	1970	\$3,840.00	60	No

Asset Category	Sub-Category	Asset Class	Asset Name	Quantity	Units	Transit System	Year Acquired	Replacement Value	Useful Life Benchmark	At or Past Useful Life Benchmark
Facilities	Buildings	Building Components	Interior	4	EA	Baraga/Houghton/Keweenaw CAA	2002	\$12,000.00	60	No
Facilities	Buildings	Building Components	Interior	7	EA	Baraga/Houghton/Keweenaw CAA	2002	\$3,360.00	60	No
Facilities	Buildings	Building Components	Interior	1	EA	Baraga/Houghton/Keweenaw CAA	2002	\$8.69	60	No
Facilities	Buildings	Building Components	Interior	1	EA	Baraga/Houghton/Keweenaw CAA	2002	\$816.00	60	No
Facilities	Buildings	Building Components	Interior	4	EA	Baraga/Houghton/Keweenaw CAA	2002	\$3,840.00	60	No
Facilities	Buildings	Building Components	Interior	1	EA	Barry County Transit	2021	\$2.40	60	No
Facilities	Buildings	Building Components	Interior	1	EA	Barry County Transit	2021	\$93,086.73	60	No
Facilities	Buildings	Building Components	Interior	4	EA	Barry County Transit	2021	\$9.60	60	No
Facilities	Buildings	Building Components	Interior	1	EA	Barry County Transit	2021	\$2.40	60	No
Facilities	Buildings	Building Components	Interior	9700	SF	Barry County Transit	1988	\$3,026,400.00	60	No
Facilities	Buildings	Building Components	Interior	3200	SF	Barry County Transit	1988	\$27,801.90	60	No
Facilities	Buildings	Building Components	Interior	3200	SF	Barry County Transit	1988	\$27,801.90	60	No
Facilities	Buildings	Building Components	Interior	3200	SF	Barry County Transit	1988	\$27,801.90	60	No
Facilities	Buildings	Building Components	Interior	1	EA	Barry County Transit	2021	\$2.40	60	No
Facilities	Buildings	Building Components	Interior	1	EA	Barry County Transit	1988	\$2.40	60	No
Facilities	Buildings	Building Components	Interior	16	SF	Bay Area Transportation Authority	2012	\$49.92	60	No
Facilities	Buildings	Building Components	Interior	10	EA	Beaver Island -- Dock	2001	\$240.00	60	No
Facilities	Buildings	Building Components	Interior	4417	SF	Beaver Island -- Dock	2001	\$37,102.80	60	No
Facilities	Buildings	Building Components	Interior	247	LF	Beaver Island Transportation Authority Admin Building	2005	\$201,552.00	60	No
Facilities	Buildings	Building Components	Interior	6255	SF	Belding Dial-A-Ride	1977	\$52,542.00	60	No
Facilities	Buildings	Building Components	Interior	1	EA	Belding Dial-A-Ride	2022	\$464.40.00	60	No
Facilities	Buildings	Building Components	Interior	1	EA	Benzie Transportation Authority	2011	\$3,300.00	60	No

Asset Category	Sub-Category	Asset Class	Asset Name	Quantity	Units	Transit System	Year Acquired	Replacement Value	Useful Life Benchmark	At or Past Useful Life Benchmark
Facilities	Buildings	Building Components	Interior	1	EA	Benzie Transportation Authority	2011	\$2.40	60	No
Facilities	Buildings	Building Components	Interior	2	EA	Benzie Transportation Authority	2011	\$4.80	60	No
Facilities	Buildings	Building Components	Interior	1	EA	Benzie Transportation Authority	2011	\$2.40	60	No
Facilities	Buildings	Building Components	Interior	1	EA	Benzie Transportation Authority	2011	\$3,000.00	60	No
Facilities	Buildings	Building Components	Interior	15600	SF	Benzie Transportation Authority	2011	\$135,534.28	60	No
Facilities	Buildings	Building Components	Interior	15000	SF	Berrien County	1992	\$126,000.00	60	No
Facilities	Buildings	Building Components	Interior	190	LF	Berrien County	1992	\$2,298.24	60	No
Facilities	Buildings	Building Components	Interior	550	LF	Berrien County	1992	\$4,290.00	60	No
Facilities	Buildings	Building Components	Interior	15000	SF	Berrien County	1992	\$142,380.00	60	No
Facilities	Buildings	Building Components	Interior	4500	SF	Berrien County	1992	\$37,800.00	60	No
Facilities	Buildings	Building Components	Interior	6168	SF	Big Rapids Dial A Ride	2003	\$40,708.80	60	No
Facilities	Buildings	Building Components	Interior	6168	SF	Big Rapids Dial A Ride	2003	\$35,897.76	60	No
Facilities	Buildings	Building Components	Interior	1	EA	Big Rapids Dial A Ride	2003	\$48.00	60	No
Facilities	Buildings	Building Components	Interior	5	EA	Big Rapids Dial A Ride	2003	\$120.00	60	No
Facilities	Buildings	Building Components	Interior	6168	SF	Big Rapids Dial A Ride	2003	\$51,811.20	60	No
Facilities	Buildings	Building Components	Interior	1	EA	Big Rapids Dial A Ride	2003	\$816.00	60	No
Facilities	Buildings	Building Components	Interior	1	EA	Big Rapids Dial A Ride	2003	\$816.00	60	No
Facilities	Buildings	Building Components	Interior	4	EA	Big Rapids Dial A Ride	2003	\$960.00	60	No
Facilities	Buildings	Building Components	Interior	512	LF	Branch Area Transit Authority	2002	\$417,792.00	60	No
Facilities	Buildings	Building Components	Interior	1	EA	Branch Area Transit Authority	1992	\$240.00	60	No
Facilities	Buildings	Building Components	Interior	2	EA	Branch Area Transit Authority	1992	\$480.00	60	No
Facilities	Buildings	Building Components	Interior	1	EA	Branch Area Transit Authority	1992	\$1,920.00	60	No



Asset Category	Sub-Category	Asset Class	Asset Name	Quantity	Units	Transit System	Year Acquired	Replacement Value	Useful Life Benchmark	At or Past Useful Life Benchmark
Facilities	Buildings	Building Components	Interior	1	EA	Branch Area Transit Authority	2003	\$816.00	60	No
Facilities	Buildings	Building Components	Interior	1	EA	Branch Area Transit Authority	1920	\$1,200,000.00	60	Yes
Facilities	Buildings	Building Components	Interior	1	EA	Cadillac/Wexford Transit Authority	1995	\$8.69	60	No
Facilities	Buildings	Building Components	Interior	5576	SF	Cadillac/Wexford Transit Authority	2010	\$36,801.60	60	No
Facilities	Buildings	Building Components	Interior	9688	SF	Cadillac/Wexford Transit Authority	2010	\$81,379.20	60	No
Facilities	Buildings	Building Components	Interior	5576	SF	Cadillac/Wexford Transit Authority	2010	\$32,452.32	60	No
Facilities	Buildings	Building Components	Interior	5	EA	Cadillac/Wexford Transit Authority	2010	\$240.00	60	No
Facilities	Buildings	Building Components	Interior	1	EA	Cadillac/Wexford Transit Authority	2010	\$48.00	60	No
Facilities	Buildings	Building Components	Interior	4	EA	Cadillac/Wexford Transit Authority	2010	\$96.00	60	No
Facilities	Buildings	Building Components	Interior	9689	SF	Cadillac/Wexford Transit Authority	2010	\$81,387.60	60	No
Facilities	Buildings	Building Components	Interior	1	EA	Cadillac/Wexford Transit Authority	2010	\$816.00	60	No
Facilities	Buildings	Building Components	Interior	25	EA	Cadillac/Wexford Transit Authority	2010	\$6,000.00	60	No
Facilities	Buildings	Building Components	Interior	2018	SF	Cass County Transportation Authority	1995	\$19,154.86	60	No
Facilities	Buildings	Building Components	Interior	14	EA	Charlevoix County Public Transportation	1988	\$3,360.00	60	No
Facilities	Buildings	Building Components	Interior	2238	SF	Charlevoix County Public Transportation	1988	\$13,025.16	60	No
Facilities	Buildings	Building Components	Interior	16	EA	Charlevoix County Public Transportation	1988	\$384.00	60	No
Facilities	Buildings	Building Components	Interior	8950	SF	Charlevoix County Public Transportation	1988	\$85,920.00	60	No
Facilities	Buildings	Building Components	Interior	4	EA	Charlevoix County Public Transportation	1988	\$12,000.00	60	No
Facilities	Buildings	Building Components	Interior	17900	SF	Charlevoix County Public Transportation	1988	\$155,516.90	60	No
Facilities	Buildings	Building Components	Interior	4	EA	Charlevoix County Public Transportation	1988	\$3,264.00	60	No
Facilities	Buildings	Building Components	Interior	8950	SF	Charlevoix County Public Transportation	1988	\$59,070.00	60	No
Facilities	Buildings	Building Components	Interior	8950	SF	Charlevoix County Public Transportation	1988	\$59,070.00	60	No

Asset Category	Sub-Category	Asset Class	Asset Name	Quantity	Units	Transit System	Year Acquired	Replacement Value	Useful Life Benchmark	At or Past Useful Life Benchmark
Facilities	Buildings	Building Components	Interior	2238	SF	Charlevoix County Public Transportation	1988	\$18,799.20	60	No
Facilities	Buildings	Building Components	Interior	17900	SF	Charlevoix County Public Transportation	1988	\$150,360.00	60	No
Facilities	Buildings	Building Components	Interior	1	EA	Charlevoix County Public Transportation	1988	\$4,200.00	60	No
Facilities	Buildings	Building Components	Interior	1	EA	Charlevoix County Public Transportation	1988	\$816.00	60	No
Facilities	Buildings	Building Components	Interior	1	EA	Charlevoix County Public Transportation	1988	\$816.00	60	No
Facilities	Buildings	Building Components	Interior	18	EA	Charlevoix County Public Transportation	1988	\$4,320.00	60	No
Facilities	Buildings	Building Components	Interior	3	EA	Charlevoix County Public Transportation	1988	\$9,000.00	60	No
Facilities	Buildings	Building Components	Interior	5	EA	Cheboygan County COA	1975	\$1,200.00	60	No
Facilities	Buildings	Building Components	Interior	4196	SF	City of Hancock	2011	\$27,693.60	60	No
Facilities	Buildings	Building Components	Interior	4	EA	City of Hancock	2011	\$1,857.60	60	No
Facilities	Buildings	Building Components	Interior	4196	SF	City of Hancock	2011	\$36,455.25	60	No
Facilities	Buildings	Building Components	Interior	3	EA	City of Hancock	2011	\$1,800.00	60	No
Facilities	Buildings	Building Components	Interior	1	EA	City of Hancock	2011	\$3.12	60	No
Facilities	Buildings	Building Components	Interior	23836	SF	City of Hancock	2011	\$157,317.60	60	No
Facilities	Buildings	Building Components	Interior	23836	SF	City of Hancock	2011	\$207,089.44	60	No
Facilities	Buildings	Building Components	Interior	6	EA	City of Hancock	2011	\$2,880.00	60	No
Facilities	Buildings	Building Components	Interior	2	EA	City of Hancock	2011	\$1,200.00	60	No
Facilities	Buildings	Building Components	Interior	1	EA	City of Hancock	2011	\$14.40	60	No
Facilities	Buildings	Building Components	Interior	16	SF	City of Hancock	2011	\$38.40	60	No
Facilities	Buildings	Building Components	Interior	1	EA	City of Hancock	2011	\$816.00	60	No
Facilities	Buildings	Building Components	Interior	1108	LF	Clare County Transit Corporation	2012	\$904,128.00	60	No
Facilities	Buildings	Building Components	Interior	1	EA	Clare County Transit Corporation	2012	\$6.60	60	No

Asset Category	Sub-Category	Asset Class	Asset Name	Quantity	Units	Transit System	Year Acquired	Replacement Value	Useful Life Benchmark	At or Past Useful Life Benchmark
Facilities	Buildings	Building Components	Interior	2	EA	Clare County Transit Corporation	2012	\$6,000.00	60	No
Facilities	Buildings	Building Components	Interior	1	EA	Clare County Transit Corporation	2012	\$8.69	60	No
Facilities	Buildings	Building Components	Interior	1	EA	Clare County Transit Corporation	2012	\$816.00	60	No
Facilities	Buildings	Building Components	Interior	1	EA	Clinton Area Transit System	2017	\$816.00	60	No
Facilities	Buildings	Building Components	Interior	1	EA	Clinton Area Transit System	2017	\$240.00	60	No
Facilities	Buildings	Building Components	Interior	2667	EA	Clinton Area Transit System	2017	\$22,402.80	60	No
Facilities	Buildings	Building Components	Interior	2667	SF	Clinton Area Transit System	2017	\$17,602.20	60	No
Facilities	Buildings	Building Components	Interior	214	LF	Clinton Area Transit System	2017	\$174,624.00	60	No
Facilities	Buildings	Building Components	Interior	3	EA	Clinton Area Transit System	2017	\$1,440.00	60	No
Facilities	Buildings	Building Components	Interior	214	LF	Clinton Area Transit System	2017	\$174,624.00	60	No
Facilities	Buildings	Building Components	Interior	3	EA	Clinton Area Transit System	2017	\$1,440.00	60	No
Facilities	Buildings	Building Components	Interior	2	EA	Community Action	2022	\$928.80	60	No
Facilities	Buildings	Building Components	Interior	1	EA	Community Action	2019	\$3.12	60	No
Facilities	Buildings	Building Components	Interior	7	EA	Community Action	2019	\$21,000.00	60	No
Facilities	Buildings	Building Components	Interior	23000	SF	Community Action	2019	\$199,826.19	60	No
Facilities	Buildings	Building Components	Interior	1	EA	Community Action	2022	\$360.00	60	No
Facilities	Buildings	Building Components	Interior	12385	SF	Crawford County Transportation Authority	1988	\$38,641.20	60	No
Facilities	Buildings	Building Components	Interior	3	EA	Crawford County Transportation Authority	1988	\$144.00	60	No
Facilities	Buildings	Building Components	Interior	12385	SF	Crawford County Transportation Authority	1988	\$104,034.00	60	No
Facilities	Buildings	Building Components	Interior	1	EA	Crawford County Transportation Authority	1988	\$816.00	60	No
Facilities	Buildings	Building Components	Interior	1	EA	Crawford County Transportation Authority	1988	\$816.00	60	No
Facilities	Buildings	Building Components	Interior	1	EA	Crawford County Transportation Authority	1988	\$816.00	60	No

Asset Category	Sub-Category	Asset Class	Asset Name	Quantity	Units	Transit System	Year Acquired	Replacement Value	Useful Life Benchmark	At or Past Useful Life Benchmark
Facilities	Buildings	Building Components	Interior	10	EA	Crawford County Transportation Authority	1988	\$2,400.00	60	No
Facilities	Buildings	Building Components	Interior	1	EA	Crawford County Transportation Authority	1988	\$240.00	60	No
Facilities	Buildings	Building Components	Interior	15287	SF	Crawford County Transportation Authority	1988	\$145,104.20	60	No
Facilities	Buildings	Building Components	Interior	1	EA	Delta Area Transit Authority	1989	\$464.40	60	No
Facilities	Buildings	Building Components	Interior	1	EA	Delta Area Transit Authority	1989	\$6.60	60	No
Facilities	Buildings	Building Components	Interior	1	EA	Delta Area Transit Authority	1989	\$8.69	60	No
Facilities	Buildings	Building Components	Interior	1	EA	Delta Area Transit Authority	1989	\$816.00	60	No
Facilities	Buildings	Building Components	Interior	1	EA	Delta Area Transit Authority	1989	\$960.00	60	No
Facilities	Buildings	Building Components	Interior	1	EA	Eastern U.P. Transportation Authority	1993	\$6.60	60	No
Facilities	Buildings	Building Components	Interior	1	EA	Eastern U.P. Transportation Authority	1993	\$6.60	60	No
Facilities	Buildings	Building Components	Interior	1	EA	Eastern U.P. Transportation Authority	1993	\$3.12	60	No
Facilities	Buildings	Building Components	Interior	1	EA	Eastern U.P. Transportation Authority	1993	\$3.12	60	No
Facilities	Buildings	Building Components	Interior	1	EA	Eastern U.P. Transportation Authority	1993	\$8.40	60	No
Facilities	Buildings	Building Components	Interior	1	EA	Eaton County Transportation Authority	1980	\$312.00	60	No
Facilities	Buildings	Building Components	Interior	1	EA	Eaton County Transportation Authority	1980	\$3.12	60	No
Facilities	Buildings	Building Components	Interior	1	EA	Eaton County Transportation Authority	1980	\$8.69	60	No
Facilities	Buildings	Building Components	Interior	1	EA	Eaton County Transportation Authority	1980	\$3,000.00	60	No
Facilities	Buildings	Building Components	Interior	1	EA	Eaton County Transportation Authority	1980	\$3.12	60	No
Facilities	Buildings	Building Components	Interior	1	EA	Eaton County Transportation Authority	1980	\$312.00	60	No
Facilities	Buildings	Building Components	Interior	1	EA	Eaton County Transportation Authority	1980	\$8.69	60	No
Facilities	Buildings	Building Components	Interior	9315	SF	Friendship Center of Emmet County	2005	\$78,246.00	60	No
Facilities	Buildings	Building Components	Interior	4	EA	Gladwin City/County Transit	1980	\$1,857.60	60	No



Asset Category	Sub-Category	Asset Class	Asset Name	Quantity	Units	Transit System	Year Acquired	Replacement Value	Useful Life Benchmark	At or Past Useful Life Benchmark
Facilities	Buildings	Building Components	Interior	5	EA	Gladwin City/County Transit	1980	\$15.60	60	No
Facilities	Buildings	Building Components	Interior	1	EA	Gladwin City/County Transit	1980	\$6.60	60	No
Facilities	Buildings	Building Components	Interior	1	EA	Gladwin City/County Transit	1980	\$6.60	60	No
Facilities	Buildings	Building Components	Interior	1	EA	Gladwin City/County Transit	1980	\$8.69	60	No
Facilities	Buildings	Building Components	Interior	4	EA	Gladwin City/County Transit	1980	\$12,000.00	60	No
Facilities	Buildings	Building Components	Interior	1	EA	Gladwin City/County Transit	1980	\$8.69	60	No
Facilities	Buildings	Building Components	Interior	1	EA	Gladwin City/County Transit	1980	\$6,360.00	15	Yes
Facilities	Buildings	Building Components	Interior	1	EA	Gladwin City/County Transit	1980	\$816.00	60	No
Facilities	Buildings	Building Components	Interior	1	EA	Gogebic County Transit	1996	\$3.12	60	No
Facilities	Buildings	Building Components	Interior	1	EA	Gogebic County Transit	1996	\$3.12	60	No
Facilities	Buildings	Building Components	Interior	1	EA	Gogebic County Transit	1996	\$816.00	60	No
Facilities	Buildings	Building Components	Interior	1	EA	Gogebic County Transit	1996	\$8.69	60	No
Facilities	Buildings	Building Components	Interior	14	EA	Gogebic County Transit	1996	\$13,440.00	60	No
Facilities	Buildings	Building Components	Interior	1	EA	Greater Lapeer Transportation Authority	2002	\$8.69	60	No
Facilities	Buildings	Building Components	Interior	1	EA	Greater Lapeer Transportation Authority	2002	\$6.60	60	No
Facilities	Buildings	Building Components	Interior	1	EA	Greater Lapeer Transportation Authority	2002	\$6.60	60	No
Facilities	Buildings	Building Components	Interior	4	EA	Greater Lapeer Transportation Authority	2002	\$26.40	60	No
Facilities	Buildings	Building Components	Interior	2	EA	Greater Lapeer Transportation Authority	2002	\$928.80	60	No
Facilities	Buildings	Building Components	Interior	2	EA	Greater Lapeer Transportation Authority	2002	\$928.80	60	No
Facilities	Buildings	Building Components	Interior	2	EA	Greater Lapeer Transportation Authority	2002	\$928.80	60	No
Facilities	Buildings	Building Components	Interior	10	EA	Greater Lapeer Transportation Authority	2002	\$4,644.00	60	No
Facilities	Buildings	Building Components	Interior	8	EA	Greater Lapeer Transportation Authority	2002	\$3,715.20	60	No

Asset Category	Sub-Category	Asset Class	Asset Name	Quantity	Units	Transit System	Year Acquired	Replacement Value	Useful Life Benchmark	At or Past Useful Life Benchmark
Facilities	Buildings	Building Components	Interior	4	SF	Greater Lapeer Transportation Authority	2002	\$62.40	60	No
Facilities	Buildings	Building Components	Interior	500	SF	Greater Lapeer Transportation Authority	2002	\$7,800.00	60	No
Facilities	Buildings	Building Components	Interior	810	SF	Greater Lapeer Transportation Authority	2002	\$12,636.00	60	No
Facilities	Buildings	Building Components	Interior	1	EA	Greater Lapeer Transportation Authority	2002	\$8.69	60	No
Facilities	Buildings	Building Components	Interior	1	EA	Greater Lapeer Transportation Authority	2002	\$1,080.00	60	No
Facilities	Buildings	Building Components	Interior	3	EA	Greater Lapeer Transportation Authority	2002	\$9,000.00	60	No
Facilities	Buildings	Building Components	Interior	1	EA	Greater Lapeer Transportation Authority	2002	\$4,200.00	60	No
Facilities	Buildings	Building Components	Interior	4	EA	Greater Lapeer Transportation Authority	2002	\$34.75	60	No
Facilities	Buildings	Building Components	Interior	1	EA	Greater Lapeer Transportation Authority	2002	\$816.00	60	No
Facilities	Buildings	Building Components	Interior	1	EA	Greater Lapeer Transportation Authority	2002	\$816.00	60	No
Facilities	Buildings	Building Components	Interior	1	EA	Greater Lapeer Transportation Authority	2002	\$8.69	60	No
Facilities	Buildings	Building Components	Interior	1	EA	Greater Lapeer Transportation Authority	2002	\$816.00	60	No
Facilities	Buildings	Building Components	Interior	2	EA	Greater Lapeer Transportation Authority	2002	\$6,000.00	60	No
Facilities	Buildings	Building Components	Interior	1	EA	Greater Lapeer Transportation Authority	2002	\$960.00	60	No
Facilities	Buildings	Building Components	Interior	1	EA	Greater Lapeer Transportation Authority	2002	\$960.00	60	No
Facilities	Buildings	Building Components	Interior	23000	SF	Greenville Transit	2019	\$199,826.19	60	No
Facilities	Buildings	Building Components	Interior	200	LF	Greenville Transit	2019	\$1,200.00	60	No
Facilities	Buildings	Building Components	Interior	7	EA	Greenville Transit	2019	\$21,000.00	60	No
Facilities	Buildings	Building Components	Interior	23000	SF	Greenville Transit	2019	\$151,800.00	60	No
Facilities	Buildings	Building Components	Interior	2	EA	Greenville Transit	2022	\$928.80	60	No
Facilities	Buildings	Building Components	Interior	3	EA	Hillsdale Dial-A-Ride	2010	\$720.00	60	No
Facilities	Buildings	Building Components	Interior	8953	SF	Hillsdale Dial-A-Ride	2010	\$75,205.20	60	No

Asset Category	Sub-Category	Asset Class	Asset Name	Quantity	Units	Transit System	Year Acquired	Replacement Value	Useful Life Benchmark	At or Past Useful Life Benchmark
Facilities	Buildings	Building Components	Interior	1	EA	Houghton Motor Transit Line	1982	\$2.40	60	No
Facilities	Buildings	Building Components	Interior	5	EA	Houghton Motor Transit Line	1982	\$15,000.00	60	No
Facilities	Buildings	Building Components	Interior	9000	SF	Houghton Motor Transit Line	1982	\$78,192.86	60	No
Facilities	Buildings	Building Components	Interior	9000	SF	Houghton Motor Transit Line	1982	\$59,400.00	60	No
Facilities	Buildings	Building Components	Interior	1	EA	Houghton Motor Transit Line	1982	\$600.00	60	No
Facilities	Buildings	Building Components	Interior	4	EA	Houghton Motor Transit Line	1982	\$1,920.00	60	No
Facilities	Buildings	Building Components	Interior	8500	EA	Houghton Motor Transit Line	1982	\$73,848.81	60	No
Facilities	Buildings	Building Components	Interior	470	LF	Houghton Motor Transit Line	1982	\$383,520.00	60	No
Facilities	Buildings	Building Components	Interior	1	EA	Huron Transit Corporation	1992	\$8.69	60	No
Facilities	Buildings	Building Components	Interior	4100	SF	Huron Transit Corporation	1992	\$27,060.00	60	No
Facilities	Buildings	Building Components	Interior	1	EA	Huron Transit Corporation	1992	\$6.60	60	No
Facilities	Buildings	Building Components	Interior	10	EA	Huron Transit Corporation	1992	\$4,644.00	60	No
Facilities	Buildings	Building Components	Interior	1	EA	Huron Transit Corporation	1992	\$600.00	60	No
Facilities	Buildings	Building Components	Interior	2	EA	Huron Transit Corporation	1992	\$6,000.00	60	No
Facilities	Buildings	Building Components	Interior	1	EA	Huron Transit Corporation	1992	\$8.69	60	No
Facilities	Buildings	Building Components	Interior	6000	SF	Huron Transit Corporation	1992	\$21,600.00	60	No
Facilities	Buildings	Building Components	Interior	1	EA	Huron Transit Corporation	1992	\$8.69	60	No
Facilities	Buildings	Building Components	Interior	3	EA	Huron Transit Corporation	1992	\$9,000.00	60	No
Facilities	Buildings	Building Components	Interior	1	EA	Huron Transit Corporation	1992	\$4,200.00	60	No
Facilities	Buildings	Building Components	Interior	1	EA	Huron Transit Corporation	1992	\$816.00	60	No
Facilities	Buildings	Building Components	Interior	1	EA	Huron Transit Corporation	1992	\$816.00	60	No
Facilities	Buildings	Building Components	Interior	1	EA	Huron Transit Corporation	1992	\$816.00	60	No

Asset Category	Sub-Category	Asset Class	Asset Name	Quantity	Units	Transit System	Year Acquired	Replacement Value	Useful Life Benchmark	At or Past Useful Life Benchmark
Facilities	Buildings	Building Components	Interior	6000	SF	Huron Transit Corporation	1992	\$52,128.57	60	No
Facilities	Buildings	Building Components	Interior	7	EA	Huron Transit Corporation	1992	\$6,720.00	60	No
Facilities	Buildings	Building Components	Interior	10832	SF	Huron Transit Corporation	1992	\$71,491.20	60	No
Facilities	Buildings	Building Components	Interior	10832	SF	Huron Transit Corporation	1992	\$94,109.45	60	No
Facilities	Buildings	Building Components	Interior	8	EA	Huron Transit Corporation	1992	\$7,680.00	60	No
Facilities	Buildings	Building Components	Interior	1	EA	Huron Transit Corporation	1992	\$8.69	60	No
Facilities	Buildings	Building Components	Interior	1	EA	Huron Transit Corporation	1992	\$8.69	60	No
Facilities	Buildings	Building Components	Interior	120	SF	Interurban Transit Authority	1990	\$698.40	60	No
Facilities	Buildings	Building Components	Interior	2000	SF	Interurban Transit Authority	1990	\$17,376.19	60	No
Facilities	Buildings	Building Components	Interior	1	EA	Interurban Transit Authority	1990	\$3,000.00	60	No
Facilities	Buildings	Building Components	Interior	2000	SF	Interurban Transit Authority	1990	\$17,376.19	60	No
Facilities	Buildings	Building Components	Interior	345	LF	Ionia Dial-A-Ride	2002	\$281,520.00	60	No
Facilities	Buildings	Building Components	Interior	1	EA	Ionia Dial-A-Ride	2002	\$1,920.00	60	No
Facilities	Buildings	Building Components	Interior	7	EA	Ionia Dial-A-Ride	2002	\$168.00	60	No
Facilities	Buildings	Building Components	Interior	9533	SF	Ionia Dial-A-Ride	2002	\$55,482.06	60	No
Facilities	Buildings	Building Components	Interior	7038	SF	Ionia Dial-A-Ride	2002	\$59,119.20	60	No
Facilities	Buildings	Building Components	Interior	7038	SF	Ionia Dial-A-Ride	2002	\$59,119.20	60	No
Facilities	Buildings	Building Components	Interior	7038	SF	Ionia Dial-A-Ride	2002	\$59,119.20	60	No
Facilities	Buildings	Building Components	Interior	7038	SF	Ionia Dial-A-Ride	2002	\$66,804.70	60	No
Facilities	Buildings	Building Components	Interior	9533	SF	Ionia Dial-A-Ride	2002	\$55,482.06	60	No
Facilities	Buildings	Building Components	Interior	11	EA	Ionia-Dial-A-Ride	1989	\$5,108.40	60	No
Facilities	Buildings	Building Components	Interior	375	SF	Ionia-Dial-A-Ride	1989	\$2,182.50	60	No



Asset Category	Sub-Category	Asset Class	Asset Name	Quantity	Units	Transit System	Year Acquired	Replacement Value	Useful Life Benchmark	At or Past Useful Life Benchmark
Facilities	Buildings	Building Components	Interior	5	EA	Ionia-Dial-A-Ride	1989	\$4,800.00	60	No
Facilities	Buildings	Building Components	Interior	2	EA	Ionia-Dial-A-Ride	1989	\$1,200.00	60	No
Facilities	Buildings	Building Components	Interior	750	SF	Ionia-Dial-A-Ride	1989	\$4,950.00	60	No
Facilities	Buildings	Building Components	Interior	2	EA	Ionia-Dial-A-Ride	1989	\$928.80	60	No
Facilities	Buildings	Building Components	Interior	750	SF	Ionia-Dial-A-Ride	1989	\$10,800.00	60	No
Facilities	Buildings	Building Components	Interior	300	SF	Ionia-Dial-A-Ride	1989	\$4,320.00	60	No
Facilities	Buildings	Building Components	Interior	380	LF	Ionia-Dial-A-Ride	1989	\$310,080.00	60	No
Facilities	Buildings	Building Components	Interior	380	LF	Ionia-Dial-A-Ride	1989	\$310,080.00	60	No
Facilities	Buildings	Building Components	Interior	375	SF	Ionia-Dial-A-Ride	1989	\$306,000.00	60	No
Facilities	Buildings	Building Components	Interior	1	EA	Ionia-Dial-A-Ride	1989	\$816.00	60	No
Facilities	Buildings	Building Components	Interior	4	EA	Iosco Transit Corporation	1979	\$1,200.00	60	No
Facilities	Buildings	Building Components	Interior	3000	SF	Iosco Transit Corporation	1979	\$19,800.00	60	No
Facilities	Buildings	Building Components	Interior	6500	SF	Iosco Transit Corporation	1979	\$54,600.00	60	No
Facilities	Buildings	Building Components	Interior	1	EA	Iosco Transit Corporation	1979	\$3,000.00	60	No
Facilities	Buildings	Building Components	Interior	6500	SF	Iosco Transit Corporation	1979	\$20,280.00	60	No
Facilities	Buildings	Building Components	Interior	320	LF	Iosco Transit Corporation	1979	\$3,870.72	60	No
Facilities	Buildings	Building Components	Interior	1	EA	Isabella County Transportation Commission	2004	\$32,708.76	60	No
Facilities	Buildings	Building Components	Interior	1	EA	Kalkaska - Public Transit Facility	2004	\$816.00	60	No
Facilities	Buildings	Building Components	Interior	1	EA	Kalkaska - Public Transit Facility	2018	\$816.00	60	No
Facilities	Buildings	Building Components	Interior	2	EA	Kalkaska - Public Transit Facility	2004	\$6,000.00	60	No
Facilities	Buildings	Building Components	Interior	1	EA	Kalkaska - Public Transit Facility	2004	\$3,000.00	60	No
Facilities	Buildings	Building Components	Interior	1	EA	Kalkaska - Public Transit Facility	2004	\$12,382.34	60	No

Asset Category	Sub-Category	Asset Class	Asset Name	Quantity	Units	Transit System	Year Acquired	Replacement Value	Useful Life Benchmark	At or Past Useful Life Benchmark
Facilities	Buildings	Building Components	Interior	1	EA	Kalkaska - Public Transit Facility	2018	\$816.00	60	No
Facilities	Buildings	Building Components	Interior	1	EA	Kalkaska - Public Transit Facility	2004	\$816.00	60	No
Facilities	Buildings	Building Components	Interior	1	EA	Kalkaska - Public Transit Facility	2018	\$32,708.76	60	No
Facilities	Buildings	Building Components	Interior	15092	SF	Kalkaska Public Transit Authority	1998	\$99,607.20	60	No
Facilities	Buildings	Building Components	Interior	1500	SF	Kalkaska Public Transit Authority	1998	\$12,600.00	60	No
Facilities	Buildings	Building Components	Interior	15092	SF	Kalkaska Public Transit Authority	1998	\$126,772.80	60	No
Facilities	Buildings	Building Components	Interior	15092	SF	Kalkaska Public Transit Authority	1998	\$126,772.80	60	No
Facilities	Buildings	Building Components	Interior	4	EA	Kalkaska Public Transit Authority	1998	\$192.00	60	No
Facilities	Buildings	Building Components	Interior	1	EA	Kalkaska Public Transit Authority	2008	\$816.00	60	No
Facilities	Buildings	Building Components	Interior	7462	SF	Kalkaska Public Transit Authority	2020	\$62,680.80	60	No
Facilities	Buildings	Building Components	Interior	7462	SF	Kalkaska Public Transit Authority	1998	\$62,680.80	60	No
Facilities	Buildings	Building Components	Interior	1	EA	Kalkaska Public Transit Authority	1998	\$816.00	60	No
Facilities	Buildings	Building Components	Interior	17	EA	Kalkaska Public Transit Authority	1998	\$4,080.00	60	No
Facilities	Buildings	Building Components	Interior	1	EA	Kalkaska Public Transit Authority	1998	\$816.00	60	No
Facilities	Buildings	Building Components	Interior	3500	SF	Key Opportunities	1976	\$8,400.00	60	No
Facilities	Buildings	Building Components	Interior	32000	SF	Key Opportunities	1976	\$768,000.00	60	No
Facilities	Buildings	Building Components	Interior	20644	SF	Ludington Mass Transportation Authority	2004	\$173,409.60	60	No
Facilities	Buildings	Building Components	Interior	690	LF	Ludington Mass Transportation Authority	2018	\$1,656.00	60	No
Facilities	Buildings	Building Components	Interior	4700	SF	Ludington Mass Transportation Authority	2004	\$14,664.00	60	No
Facilities	Buildings	Building Components	Interior	1	EA	Ludington Mass Transportation Authority	2004	\$3,000.00	60	No
Facilities	Buildings	Building Components	Interior	1	EA	Manistee County Transportation	1984	\$816.00	60	No
Facilities	Buildings	Building Components	Interior	16123	SF	Manistee County Transportation	1984	\$106,411.80	60	No

Asset Category	Sub-Category	Asset Class	Asset Name	Quantity	Units	Transit System	Year Acquired	Replacement Value	Useful Life Benchmark	At or Past Useful Life Benchmark
Facilities	Buildings	Building Components	Interior	4030	SF	Manistee County Transportation	1984	\$62,868.00	60	No
Facilities	Buildings	Building Components	Interior	1	EA	Manistee County Transportation	1984	\$816.00	60	No
Facilities	Buildings	Building Components	Interior	8	EA	Manistee County Transportation	1984	\$192.00	60	No
Facilities	Buildings	Building Components	Interior	3	EA	Manistee County Transportation	1984	\$144.00	60	No
Facilities	Buildings	Building Components	Interior	4030	SF	Manistee County Transportation	1984	\$33,852.00	60	No
Facilities	Buildings	Building Components	Interior	17	EA	Manistee County Transportation	1984	\$4,080.00	60	No
Facilities	Buildings	Building Components	Interior	1	EA	Marquette County Transit Authority	2004	\$67,200.00	60	No
Facilities	Buildings	Building Components	Interior	1	EA	Marquette County Transit Authority	2004	\$600.00	60	No
Facilities	Buildings	Building Components	Interior	1	EA	Marquette County Transit Authority	2004	\$4,200.00	60	No
Facilities	Buildings	Building Components	Interior	67900	SF	Marquette County Transit Authority	2004	\$589,921.66	60	No
Facilities	Buildings	Building Components	Interior	1300	LF	Marquette County Transit Authority	2004	\$3,120.00	60	No
Facilities	Buildings	Building Components	Interior	67900	SF	Marquette County Transit Authority	2004	\$448,140.00	60	No
Facilities	Buildings	Building Components	Interior	3	EA	Marshall, City of	2000	\$720.00	60	No
Facilities	Buildings	Building Components	Interior	1	EA	Marshall, City of	2000	\$480.00	60	No
Facilities	Buildings	Building Components	Interior	1	EA	Marshall, City of (Facility 1)	1986	\$3.12	60	No
Facilities	Buildings	Building Components	Interior	1	EA	Marshall, City of (Facility 1)	1986	\$3.12	60	No
Facilities	Buildings	Building Components	Interior	1	EA	Marshall, City of (Facility 1)	1986	\$8.69	60	No
Facilities	Buildings	Building Components	Interior	1	EA	Marshall, City of (Facility 1)	1986	\$816.00	60	No
Facilities	Buildings	Building Components	Interior	2	EA	Marshall, City of (Facility 1)	1986	\$6,000.00	60	No
Facilities	Buildings	Building Components	Interior	1	EA	Marshall, City of (Facility 1)	1986	\$8.69	60	No
Facilities	Buildings	Building Components	Interior	1	EA	Mecosta Osceola Transit Authority	1999	\$816.00	60	No
Facilities	Buildings	Building Components	Interior	1	EA	Ogemaw County Public Transportation	1998	\$6.60	60	No

Asset Category	Sub-Category	Asset Class	Asset Name	Quantity	Units	Transit System	Year Acquired	Replacement Value	Useful Life Benchmark	At or Past Useful Life Benchmark
Facilities	Buildings	Building Components	Interior	1	EA	Ogemaw County Public Transportation	1998	\$816.00	60	No
Facilities	Buildings	Building Components	Interior	1	EA	Ogemaw County Public Transportation	1998	\$816.00	60	No
Facilities	Buildings	Building Components	Interior	2	EA	Ogemaw County Public Transportation	1998	\$6,000.00	60	No
Facilities	Buildings	Building Components	Interior	1	EA	Ogemaw County Public Transportation	1998	\$8.69	60	No
Facilities	Buildings	Building Components	Interior	1	EA	Ontonagon County Public Transit	2001	\$816.00	60	No
Facilities	Buildings	Building Components	Interior	1	EA	Ontonagon County Public Transit	2001	\$6.60	60	No
Facilities	Buildings	Building Components	Interior	7	EA	Ontonagon County Public Transit	2001	\$3,250.80	60	No
Facilities	Buildings	Building Components	Interior	1	EA	Ontonagon County Public Transit	2001	\$8.69	60	No
Facilities	Buildings	Building Components	Interior	2	EA	Ontonagon County Public Transit	2001	\$1,200.00	60	No
Facilities	Buildings	Building Components	Interior	1	EA	Ontonagon County Public Transit	2001	\$3.12	60	No
Facilities	Buildings	Building Components	Interior	2	EA	Ontonagon County Public Transit	2001	\$1,920.00	60	No
Facilities	Buildings	Building Components	Interior	1	EA	Ontonagon County Public Transit	2001	\$6.60	60	No
Facilities	Buildings	Building Components	Interior	4	EA	Ontonagon County Public Transit	2001	\$1,920.00	60	No
Facilities	Buildings	Building Components	Interior	1	EA	Ontonagon County Public Transit	2001	\$8.69	60	No
Facilities	Buildings	Building Components	Interior	1	EA	Ontonagon County Public Transit	2001	\$816.00	60	No
Facilities	Buildings	Building Components	Interior	1	EA	Ontonagon County Public Transit	2001	\$6.60	60	No
Facilities	Buildings	Building Components	Interior	2	EA	Ontonagon County Public Transit	2001	\$960.00	60	No
Facilities	Buildings	Building Components	Interior	1	EA	Ontonagon County Public Transit	2001	\$8.69	60	No
Facilities	Buildings	Building Components	Interior	1	EA	Ontonagon County Public Transit	2001	\$14.40	60	No
Facilities	Buildings	Building Components	Interior	1	EA	Ontonagon County Public Transit	2001	\$816.00	60	No
Facilities	Buildings	Building Components	Interior	33473	SF	Otsego County Bus System	1994	\$281,173.20	60	No
Facilities	Buildings	Building Components	Interior	770	LF	Otsego County Bus System	2020	\$628,320.00	60	No



Asset Category	Sub-Category	Asset Class	Asset Name	Quantity	Units	Transit System	Year Acquired	Replacement Value	Useful Life Benchmark	At or Past Useful Life Benchmark
Facilities	Buildings	Building Components	Interior	33737	SF	Otsego County Bus System	1994	\$283,390.80	60	No
Facilities	Buildings	Building Components	Interior	5	EA	Otsego County Bus System	1998	\$1,200.00	60	No
Facilities	Buildings	Building Components	Interior	1	EA	Otsego County Bus System	1998	\$816.00	60	No
Facilities	Buildings	Building Components	Interior	1	EA	Otsego County Bus System	2019	\$84.00	60	No
Facilities	Buildings	Building Components	Interior	1	EA	Otsego County Bus System	1998	\$240.00	60	No
Facilities	Buildings	Building Components	Interior	2542	SF	Peoples Express	2019	\$16,777.20	60	No
Facilities	Buildings	Building Components	Interior	2542	SF	Peoples Express	2019	\$16,777.20	60	No
Facilities	Buildings	Building Components	Interior	207	LF	Peoples Express	2019	\$168,912.00	60	No
Facilities	Buildings	Building Components	Interior	2542	SF	Peoples Express	2019	\$21,352.80	60	No
Facilities	Buildings	Building Components	Interior	2542	SF	Peoples Express	2019	\$21,352.80	60	No
Facilities	Buildings	Building Components	Interior	2542	SF	Pioneer Resources Muskegon	2017	\$21,352.80	60	No
Facilities	Buildings	Building Components	Interior	1	EA	Pioneer Resources Muskegon	1988	\$312.00	60	No
Facilities	Buildings	Building Components	Interior	1	EA	Pioneer Resources Muskegon	1988	\$312.00	60	No
Facilities	Buildings	Building Components	Interior	1	EA	Presque Isle County COA	1978	\$816.00	60	No
Facilities	Buildings	Building Components	Interior	8	EA	Roscommon County Transportation Authority	2022	\$24,000.00	60	No
Facilities	Buildings	Building Components	Interior	14	EA	Roscommon County Transportation Authority	1988	\$5,880.00	60	No
Facilities	Buildings	Building Components	Interior	1	EA	Roscommon County Transportation Authority	1988	\$24,000.00	60	No
Facilities	Buildings	Building Components	Interior	1	EA	Roscommon County Transportation Authority	1988	\$3,000.00	60	No
Facilities	Buildings	Building Components	Interior	1	EA	Roscommon County Transportation Authority	1988	\$480.00	60	No
Facilities	Buildings	Building Components	Interior	4	EA	Sanilac Transit Authority Regional Services	2008	\$2,400.00	60	No
Facilities	Buildings	Building Components	Interior	1	EA	Sanilac Transit Authority Regional Services	2008	\$6.60	60	No
Facilities	Buildings	Building Components	Interior	1	EA	Sanilac Transit Authority Regional Services	2008	\$6.60	60	No

Asset Category	Sub-Category	Asset Class	Asset Name	Quantity	Units	Transit System	Year Acquired	Replacement Value	Useful Life Benchmark	At or Past Useful Life Benchmark
Facilities	Buildings	Building Components	Interior	1	EA	Sanilac Transit Authority Regional Services	2008	\$8.69	60	No
Facilities	Buildings	Building Components	Interior	2	EA	Sanilac Transit Authority Regional Services	2008	\$928.80	60	No
Facilities	Buildings	Building Components	Interior	3	EA	Sanilac Transit Authority Regional Services	2008	\$1,393.20	60	No
Facilities	Buildings	Building Components	Interior	1	EA	Sanilac Transit Authority Regional Services	2008	\$8.69	60	No
Facilities	Buildings	Building Components	Interior	1	EA	Sanilac Transit Authority Regional Services	2008	\$8.69	60	No
Facilities	Buildings	Building Components	Interior	1	EA	Sanilac Transit Authority Regional Services	2008	\$6.60	60	No
Facilities	Buildings	Building Components	Interior	1	EA	Sanilac Transit Authority Regional Services	2008	\$480.00	60	No
Facilities	Buildings	Building Components	Interior	2	EA	Sanilac Transit Authority Regional Services	2008	\$6,000.00	60	No
Facilities	Buildings	Building Components	Interior	1	EA	Sanilac Transit Authority Regional Services	2008	\$480.00	60	No
Facilities	Buildings	Building Components	Interior	1	EA	Sanilac Transit Authority Regional Services	2008	\$480.00	60	No
Facilities	Buildings	Building Components	Interior	1	EA	Sanilac Transit Authority Regional Services	2008	\$8.69	60	No
Facilities	Buildings	Building Components	Interior	1	EA	Sanilac Transit Authority Regional Services	2008	\$8.69	60	No
Facilities	Buildings	Building Components	Interior	1	EA	Sanilac Transit Authority Regional Services	2008	\$1,080.00	60	No
Facilities	Buildings	Building Components	Interior	2	EA	Sanilac Transit Authority Regional Services	2008	\$6,000.00	60	No
Facilities	Buildings	Building Components	Interior	1	EA	Sanilac Transit Authority Regional Services	2008	\$480.00	60	No
Facilities	Buildings	Building Components	Interior	2	EA	Sanilac Transit Authority Regional Services	2008	\$960.00	60	No
Facilities	Buildings	Building Components	Interior	1	EA	Sanilac Transit Authority Regional Services	2008	\$816.00	60	No
Facilities	Buildings	Building Components	Interior	1	EA	Sanilac Transit Authority Regional Services	2008	\$816.00	60	No
Facilities	Buildings	Building Components	Interior	2	EA	Sanilac Transit Authority Regional Services	2008	\$6,000.00	60	No
Facilities	Buildings	Building Components	Interior	2	EA	Sanilac Transit Authority Regional Services	2008	\$1,920.00	60	No
Facilities	Buildings	Building Components	Interior	1	EA	Schoolcraft County Transit Authority	1980	\$464.40	60	No
Facilities	Buildings	Building Components	Interior	1116	SF	Schoolcraft County Transit Authority	1980	\$9,695.91	60	No

Asset Category	Sub-Category	Asset Class	Asset Name	Quantity	Units	Transit System	Year Acquired	Replacement Value	Useful Life Benchmark	At or Past Useful Life Benchmark
Facilities	Buildings	Building Components	Interior	135	LF	Schoolcraft County Transit Authority	1980	\$110,160.00	60	No
Facilities	Buildings	Building Components	Interior	1000	SF	Schoolcraft County Transit Authority	1980	\$6,600.00	60	No
Facilities	Buildings	Building Components	Interior	1	EA	Schoolcraft County Transit Authority	1980	\$816.00	60	No
Facilities	Buildings	Building Components	Interior	1000	SF	Schoolcraft County Transit Authority	1980	\$8,688.10	60	No
Facilities	Buildings	Building Components	Interior	9	EA	Schoolcraft County Transit Authority	1980	\$8,640.00	60	No
Facilities	Buildings	Building Components	Interior	1000	SF	Schoolcraft County Transit Authority	1980	\$3,120.00	60	No
Facilities	Buildings	Building Components	Interior	1000	SF	Schoolcraft County Transit Authority	1980	\$312,000.00	60	No
Facilities	Buildings	Building Components	Interior	1000	SF	Schoolcraft County Transit Authority	1980	\$8,688.10	60	No
Facilities	Buildings	Building Components	Interior	1000	SF	Schoolcraft County Transit Authority	1980	\$8,688.10	60	No
Facilities	Buildings	Building Components	Interior	1000	SF	Schoolcraft County Transit Authority	1980	\$8,688.10	60	No
Facilities	Buildings	Building Components	Interior	1000	SF	Schoolcraft County Transit Authority	1980	\$8,688.10	60	No
Facilities	Buildings	Building Components	Interior	314	LF	Schoolcraft County Transit Authority	1980	\$256,224.00	60	No
Facilities	Buildings	Building Components	Interior	1	EA	Schoolcraft County Transit Authority	1980	\$816.00	60	No
Facilities	Buildings	Building Components	Interior	1	EA	Schoolcraft County Transit Authority	1980	\$816.00	60	No
Facilities	Buildings	Building Components	Interior	1	EA	Schoolcraft County Transit Authority	1980	\$2.48	60	No
Facilities	Buildings	Building Components	Interior	1	EA	Schoolcraft County Transit Authority	1980	\$2.48	60	No
Facilities	Buildings	Building Components	Interior	3	EA	Shiawassee Area Transportation Agency	2004	\$288.00	60	No
Facilities	Buildings	Building Components	Interior	1	EA	Shiawassee Area Transportation Agency	2015	\$3,000.00	60	No
Facilities	Buildings	Building Components	Interior	5	EA	Shiawassee Area Transportation Agency	2004	\$3,000.00	60	No
Facilities	Buildings	Building Components	Interior	6	EA	Shiawassee Area Transportation Agency	2004	\$2,786.40	60	No
Facilities	Buildings	Building Components	Interior	1	EA	Shiawassee Area Transportation Agency	2004	\$816.00	60	No
Facilities	Buildings	Building Components	Interior	4660	SF	Shiawassee Area Transportation Agency	2004	\$72,696.00	60	No

Asset Category	Sub-Category	Asset Class	Asset Name	Quantity	Units	Transit System	Year Acquired	Replacement Value	Useful Life Benchmark	At or Past Useful Life Benchmark
Facilities	Buildings	Building Components	Interior	7690	SF	Shiawassee Area Transportation Agency	2004	\$66,811.45	60	No
Facilities	Buildings	Building Components	Interior	4	EA	St. Joseph County Transportation Authority	1980	\$12,000.00	60	No
Facilities	Buildings	Building Components	Interior	400	LF	St. Joseph County Transportation Authority	1980	\$960.00	60	No
Facilities	Buildings	Building Components	Interior	7120	SF	St. Joseph County Transportation Authority	1980	\$61,859.24	60	No
Facilities	Buildings	Building Components	Interior	345	LF	St. Joseph County Transportation Authority	1980	\$828.00	60	No
Facilities	Buildings	Building Components	Interior	3	EA	St. Joseph County Transportation Authority	1980	\$9,000.00	60	No
Facilities	Buildings	Building Components	Interior	1570	SF	St. Joseph County Transportation Authority	1980	\$13,640.31	60	No
Facilities	Buildings	Building Components	Interior	345	LF	St. Joseph County Transportation Authority	1980	\$4,173.12	60	No
Facilities	Buildings	Building Components	Interior	1	EA	Thunderbay Transportation Authority	2017	\$816.00	60	No
Facilities	Buildings	Building Components	Interior	44076	SF	Thunderbay Transportation Authority	2017	\$370,238.40	60	No
Facilities	Buildings	Building Components	Interior	845	LF	Thunderbay Transportation Authority	2017	\$689,520.00	60	No
Facilities	Buildings	Building Components	Interior	845	LF	Thunderbay Transportation Authority	2017	\$689,520.00	60	No
Facilities	Buildings	Building Components	Interior	44076	SF	Thunderbay Transportation Authority	2017	\$290,901.60	60	No
Facilities	Buildings	Building Components	Interior	11019	SF	Thunderbay Transportation Authority	2017	\$72,725.40	60	No
Facilities	Buildings	Building Components	Interior	11019	SF	Thunderbay Transportation Authority	2017	\$72,725.40	60	No
Facilities	Buildings	Building Components	Interior	4	EA	Thunderbay Transportation Authority	2017	\$12,000.00	60	No
Facilities	Buildings	Building Components	Interior	1	EA	Van Buren Public Transit	1987	\$6.60	60	No
Facilities	Buildings	Building Components	Interior	1	EA	Van Buren Public Transit	1987	\$5,880.00	60	No
Facilities	Buildings	Building Components	Interior	1	EA	Van Buren Public Transit	1987	\$600,000.00	60	No
Facilities	Buildings	Building Components	Interior	2	EA	Van Buren Public Transit	1987	\$480.00	15	Yes
Facilities	Buildings	Building Components	Interior	2	EA	Van Buren Public Transit	1987	\$1,200.00	60	No
Facilities	Buildings	Building Components	Interior	1	EA	Van Buren Public Transit	1987	\$6.60	60	No



Asset Category	Sub-Category	Asset Class	Asset Name	Quantity	Units	Transit System	Year Acquired	Replacement Value	Useful Life Benchmark	At or Past Useful Life Benchmark
Facilities	Buildings	Building Components	Interior	1	EA	Van Buren Public Transit	1987	\$6.60	60	No
Facilities	Buildings	Building Components	Interior	1	EA	Van Buren Public Transit	1987	\$6.60	60	No
Facilities	Buildings	Building Components	Interior	1	EA	Van Buren Public Transit	1987	\$464.40	60	No
Facilities	Buildings	Building Components	Interior	11	EA	Van Buren Public Transit	1987	\$5,280.00	60	No
Facilities	Buildings	Building Components	Interior	1	EA	Van Buren Public Transit	1987	\$1,440.00	60	No
Facilities	Buildings	Building Components	Interior	4	EA	Van Buren Public Transit	1987	\$2,400.00	60	No
Facilities	Buildings	Building Components	Interior	1	EA	Van Buren Public Transit	1987	\$8.69	60	No
Facilities	Buildings	Building Components	Interior	1	EA	Van Buren Public Transit	1987	\$8.69	60	No
Facilities	Buildings	Building Components	Interior	2	EA	Van Buren Public Transit	1987	\$17.38	60	No
Facilities	Buildings	Building Components	Interior	1	EA	Van Buren Public Transit	1987	\$8.69	60	No
Facilities	Buildings	Building Components	Interior	4	EA	Van Buren Public Transit	1987	\$1,857.60	60	No
Facilities	Buildings	Building Components	Interior	1	EA	Van Buren Public Transit	1987	\$816.00	60	No
Facilities	Buildings	Building Components	Interior	1	EA	Van Buren Public Transit	1987	\$6.60	60	No
Facilities	Buildings	Building Components	Interior	2	EA	Van Buren Public Transit	1987	\$6,000.00	60	No
Facilities	Buildings	Building Components	Interior	1	EA	Van Buren Public Transit	1987	\$816.00	60	No
Facilities	Buildings	Building Components	Interior	1	EA	Van Buren Public Transit	1987	\$600.00	60	No
Facilities	Buildings	Building Components	Interior	1	EA	Van Buren Public Transit	1987	\$4,200.00	60	No
Facilities	Buildings	Building Components	Interior	1	EA	Van Buren Public Transit	1987	\$4,200.00	60	No
Facilities	Buildings	Building Components	Interior	1	EA	Van Buren Public Transit	1987	\$816.00	60	No
Facilities	Buildings	Building Components	Interior	2	EA	Van Buren Public Transit	1987	\$17.38	60	No
Facilities	Buildings	Building Components	Interior	1	EA	Van Buren Public Transit	1987	\$3,000.00	60	No
Facilities	Buildings	Building Components	Interior	1	EA	Van Buren Public Transit	1987	\$816.00	60	No

Asset Category	Sub-Category	Asset Class	Asset Name	Quantity	Units	Transit System	Year Acquired	Replacement Value	Useful Life Benchmark	At or Past Useful Life Benchmark
Facilities	Buildings	Building Components	Interior	1	EA	Van Buren Public Transit	1987	\$960.00	60	No
Facilities	Buildings	Building Components	Interior	5723	SF	Yates Township	1987	\$37,771.80	60	No
Facilities	Buildings	Building Components	Interior	5723	SF	Yates Township	1987	\$33,307.86	60	No
Facilities	Buildings	Building Components	Interior	1	EA	Yates Township	1987	\$48.00	60	No
Facilities	Buildings	Building Components	Interior	1	EA	Yates Township	1987	\$816.00	60	No
Facilities	Buildings	Building Components	Interior	1	EA	Yates Township	1987	\$24.00	60	No
Facilities	Buildings	Building Components	Interior	1971	SF	Yates Township	2005	\$16,556.40	60	No
Facilities	Buildings	Building Components	Interior	5723	SF	Yates Township	1987	\$48,073.20	60	No
Facilities	Buildings	Building Components	Interior	1	EA	Yates Township	1987	\$816.00	60	No
Facilities	Buildings	Building Components	Interior	1	EA	Yates Township	1987	\$816.00	60	No
Facilities	Buildings	Building Components	Interior	9	EA	Yates Township	1987	\$2,160.00	60	No
Facilities	Buildings	Building Components	Interior	5723	SF	Yates Township	1987	\$54,322.72	60	No
Facilities	Buildings	Building Components	Other	1	EA	Allegan County Transportation	2010	\$1,200.00	15	No
Facilities	Buildings	Building Components	Other	1	EA	Alger Transit Authority	1982	\$7,200.00	15	Yes
Facilities	Buildings	Building Components	Other	1	EA	Barry County Transit	2021	\$60.00	15	No
Facilities	Buildings	Building Components	Other	1	EA	Barry County Transit	1988	\$7,200.00	15	Yes
Facilities	Buildings	Building Components	Other	1	EA	Charlevoix County Public Transportation	1988	\$24.00	15	Yes
Facilities	Buildings	Building Components	Other	1	EA	Charlevoix County Public Transportation	1988	\$7,200.00	15	Yes
Facilities	Buildings	Building Components	Other	2	EA	City of Hancock	2011	\$168.00	15	No
Facilities	Buildings	Building Components	Other	2	EA	Clare County Transit Corporation	2012	\$168.00	15	No
Facilities	Buildings	Building Components	Other	2	EA	Community Action	2022	\$168.00	15	No
Facilities	Buildings	Building Components	Other	1	EA	Delta Area Transit Authority	1989	\$84.00	15	Yes

Asset Category	Sub-Category	Asset Class	Asset Name	Quantity	Units	Transit System	Year Acquired	Replacement Value	Useful Life Benchmark	At or Past Useful Life Benchmark
Facilities	Buildings	Building Components	Other	1	EA	Eastern U.P. Transportation Authority	1996	\$420.00	60	No
Facilities	Buildings	Building Components	Other	5	EA	Eastern U.P. Transportation Authority	1993	\$420.00	15	Yes
Facilities	Buildings	Building Components	Other	8	EA	Gladwin City/County Transit	1980	\$57,600.00	15	Yes
Facilities	Buildings	Building Components	Other	1	EA	Gogebic County Transit	1996	\$84.00	15	Yes
Facilities	Buildings	Building Components	Other	1	EA	Gogebic County Transit	1996	\$84.00	15	Yes
Facilities	Buildings	Building Components	Other	12	EA	Greater Lapeer Transportation Authority	2002	\$7,200.00	15	Yes
Facilities	Buildings	Building Components	Other	11	EA	Greater Lapeer Transportation Authority	2002	\$924.00	15	Yes
Facilities	Buildings	Building Components	Other	1	EA	Greater Lapeer Transportation Authority	2002	\$8,400.00	15	Yes
Facilities	Buildings	Building Components	Other	6	EA	Houghton Motor Transit Line	1982	\$504.00	15	Yes
Facilities	Buildings	Building Components	Other	6	EA	Huron Transit Corporation	1992	\$504.00	15	Yes
Facilities	Buildings	Building Components	Other	1	EA	Kalkaska - Public Transit Facility	2004	\$7,200.00	15	Yes
Facilities	Buildings	Building Components	Other	1	EA	Mecosta Osceola Transit Authority	1999	\$7,200.00	15	Yes
Facilities	Buildings	Building Components	Other	1	EA	Ogemaw County Public Transportation	1998	\$7,200.00	15	Yes
Facilities	Buildings	Building Components	Other	1	EA	Ontonagon County Public Transit	2001	\$84.00	15	Yes
Facilities	Buildings	Building Components	Other	1	EA	Pioneer Resources Muskegon	1988	\$84.00	15	Yes
Facilities	Buildings	Building Components	Other	5	EA	Sanilac Transit Authority Regional Services	2008	\$3,000.00	15	No
Facilities	Buildings	Building Components	Other	9	EA	Sanilac Transit Authority Regional Services	2008	\$756.00	15	No
Facilities	Buildings	Building Components	Other	6	EA	Sanilac Transit Authority Regional Services	2008	\$504.00	15	No
Facilities	Buildings	Building Components	Other	1	EA	Sanilac Transit Authority Regional Services	2008	\$2,792.60	15	No
Facilities	Buildings	Building Components	Other	1	EA	Schoolcraft County Transit Authority	1980	\$84.00	15	Yes
Facilities	Buildings	Building Components	Other	4	EA	Schoolcraft County Transit Authority	1980	\$336.00	15	Yes
Facilities	Buildings	Building Components	Other	1	EA	Schoolcraft County Transit Authority	1980	\$7,200.00	15	Yes

Asset Category	Sub-Category	Asset Class	Asset Name	Quantity	Units	Transit System	Year Acquired	Replacement Value	Useful Life Benchmark	At or Past Useful Life Benchmark
Facilities	Buildings	Building Components	Other	1	EA	Van Buren Public Transit	1987	\$600.00	15	Yes
Facilities	Buildings	Building Components	Other	5	EA	Van Buren Public Transit	1987	\$900.00	15	Yes
Facilities	Buildings	Building Components	Other	1	EA	Van Buren Public Transit	1987	\$180.00	15	Yes
Facilities	Buildings	Building Components	Other	5	EA	Van Buren Public Transit	1987	\$420.00	15	Yes
Facilities	Buildings	Building Components	Other	1	EA	Van Buren Public Transit	1987	\$7,200.00	15	Yes
Facilities	Buildings	Building Components	Other	1	EA	Van Buren Public Transit	1987	\$3,300.00	15	Yes
Facilities	Buildings	Building Components	Plumbing	1	EA	Adrian Dial-a-ride	2008	\$2,880.00	45	No
Facilities	Buildings	Building Components	Plumbing	1	EA	Adrian Dial-a-ride	2008	\$3,600.00	45	No
Facilities	Buildings	Building Components	Plumbing	1	EA	Alger Transit Authority	1982	\$6.00	45	No
Facilities	Buildings	Building Components	Plumbing	1	EA	Alger Transit Authority	1982	\$3,600.00	45	No
Facilities	Buildings	Building Components	Plumbing	1	EA	Alger Transit Authority	1982	\$6.00	45	No
Facilities	Buildings	Building Components	Plumbing	1	EA	Allegan County Transportation	2010	\$2,880.00	45	No
Facilities	Buildings	Building Components	Plumbing	1	EA	Allegan County Transportation	2010	\$2,880.00	45	No
Facilities	Buildings	Building Components	Plumbing	1	EA	Allegan County Transportation	2010	\$3,600.00	45	No
Facilities	Buildings	Building Components	Plumbing	1	EA	Allegan County Transportation	2010	\$2,880.00	45	No
Facilities	Buildings	Building Components	Plumbing	1	EA	Allegan County Transportation	2010	\$1,440.00	45	No
Facilities	Buildings	Building Components	Plumbing	1	EA	Allegan County Transportation	2010	\$60.00	45	No
Facilities	Buildings	Building Components	Plumbing	1	EA	ALTRAN	2016	\$1,440.00	45	No
Facilities	Buildings	Building Components	Plumbing	1	EA	ALTRAN	2016	\$1,800.00	45	No
Facilities	Buildings	Building Components	Plumbing	1	EA	ALTRAN	2016	\$3,600.00	45	No
Facilities	Buildings	Building Components	Plumbing	11	EA	Antrim County Transit	1970	\$9,900.00	45	Yes
Facilities	Buildings	Building Components	Plumbing	1	EA	Antrim County Transit	1970	\$48.00	45	Yes



Asset Category	Sub-Category	Asset Class	Asset Name	Quantity	Units	Transit System	Year Acquired	Replacement Value	Useful Life Benchmark	At or Past Useful Life Benchmark
Facilities	Buildings	Building Components	Plumbing	1	EA	Baraga/Houghton/Keweenaw CAA	2002	\$1,740.00	45	No
Facilities	Buildings	Building Components	Plumbing	1	EA	Baraga/Houghton/Keweenaw CAA	2002	\$3,600.00	45	No
Facilities	Buildings	Building Components	Plumbing	2	EA	Barry County Transit	2021	\$9,929.25	45	No
Facilities	Buildings	Building Components	Plumbing	1	EA	Barry County Transit	1988	\$2,880.00	45	No
Facilities	Buildings	Building Components	Plumbing	1	EA	Barry County Transit	1988	\$2,880.00	45	No
Facilities	Buildings	Building Components	Plumbing	1	EA	Barry County Transit	1988	\$840.00	45	No
Facilities	Buildings	Building Components	Plumbing	1	EA	Barry County Transit	1988	\$3,600.00	45	No
Facilities	Buildings	Building Components	Plumbing	1	EA	Beaver Island -- Dock	2001	\$66,000.00	45	No
Facilities	Buildings	Building Components	Plumbing	1	EA	Beaver Island -- Dock	2001	\$66,000.00	45	No
Facilities	Buildings	Building Components	Plumbing	1	EA	Beaver Island -- Dock	2001	\$3,600.00	45	No
Facilities	Buildings	Building Components	Plumbing	2	EA	Beaver Island Transportation Authority Admin Building	2005	\$7,200.00	45	No
Facilities	Buildings	Building Components	Plumbing	1	EA	Belding Dial-A-Ride	2022	\$2,880.00	45	No
Facilities	Buildings	Building Components	Plumbing	1	EA	Belding Dial-A-Ride	2022	\$3,600.00	45	No
Facilities	Buildings	Building Components	Plumbing	1	EA	Benzie Transportation Authority	2011	\$2,880.00	45	No
Facilities	Buildings	Building Components	Plumbing	1	EA	Benzie Transportation Authority	2011	\$3,600.00	45	No
Facilities	Buildings	Building Components	Plumbing	1	EA	Berrien County	2013	\$2,880.00	45	No
Facilities	Buildings	Building Components	Plumbing	3	EA	Big Rapids Dial A Ride	2003	\$6,660.00	45	No
Facilities	Buildings	Building Components	Plumbing	1	EA	Big Rapids Dial A Ride	2003	\$3,600.00	45	No
Facilities	Buildings	Building Components	Plumbing	1	EA	Branch Area Transit Authority	1992	\$180.00	45	No
Facilities	Buildings	Building Components	Plumbing	3	EA	Branch Area Transit Authority	1992	\$5,220.00	45	No
Facilities	Buildings	Building Components	Plumbing	1	EA	Branch Area Transit Authority	1992	\$840.00	45	No
Facilities	Buildings	Building Components	Plumbing	1	EA	Branch Area Transit Authority	1992	\$2,880.00	45	No

Asset Category	Sub-Category	Asset Class	Asset Name	Quantity	Units	Transit System	Year Acquired	Replacement Value	Useful Life Benchmark	At or Past Useful Life Benchmark
Facilities	Buildings	Building Components	Plumbing	1	EA	Branch Area Transit Authority	1992	\$2,880.00	45	No
Facilities	Buildings	Building Components	Plumbing	1	EA	Branch Area Transit Authority	1992	\$2,880.00	45	No
Facilities	Buildings	Building Components	Plumbing	1	EA	Branch Area Transit Authority	2022	\$3,600.00	45	No
Facilities	Buildings	Building Components	Plumbing	1	EA	Branch Area Transit Authority	2014	\$3,600.00	45	No
Facilities	Buildings	Building Components	Plumbing	1	EA	Cadillac/Wexford Transit Authority	1995	\$3,600.00	45	No
Facilities	Buildings	Building Components	Plumbing	5	EA	Cadillac/Wexford Transit Authority	2010	\$11,100.00	45	No
Facilities	Buildings	Building Components	Plumbing	1	EA	Cadillac/Wexford Transit Authority	2010	\$2,880.00	45	No
Facilities	Buildings	Building Components	Plumbing	1	EA	Cadillac/Wexford Transit Authority	2010	\$3,600.00	45	No
Facilities	Buildings	Building Components	Plumbing	1	EA	Cadillac/Wexford Transit Authority	2010	\$3,600.00	45	No
Facilities	Buildings	Building Components	Plumbing	7	EA	Charlevoix County Public Transportation	1988	\$15,540.00	45	No
Facilities	Buildings	Building Components	Plumbing	1	EA	Charlevoix County Public Transportation	1988	\$900.00	45	No
Facilities	Buildings	Building Components	Plumbing	1	EA	Charlevoix County Public Transportation	1988	\$18,000.00	45	No
Facilities	Buildings	Building Components	Plumbing	1	EA	Charlevoix County Public Transportation	1988	\$2,400.00	45	No
Facilities	Buildings	Building Components	Plumbing	1	EA	City of Hancock	2011	\$6.00	45	No
Facilities	Buildings	Building Components	Plumbing	1	EA	City of Hancock	2011	\$3,600.00	45	No
Facilities	Buildings	Building Components	Plumbing	1	EA	Clare County Transit Corporation	2012	\$6.00	45	No
Facilities	Buildings	Building Components	Plumbing	1	EA	Clinton Area Transit System	2017	\$1,740.00	45	No
Facilities	Buildings	Building Components	Plumbing	1	EA	Clinton Area Transit System	2017	\$3,600.00	45	No
Facilities	Buildings	Building Components	Plumbing	1	EA	Clinton Area Transit System	2017	\$3,600.00	45	No
Facilities	Buildings	Building Components	Plumbing	1	EA	Clinton Area Transit System	2017	\$3,600.00	45	No
Facilities	Buildings	Building Components	Plumbing	1	EA	Community Action	2022	\$6.00	45	No
Facilities	Buildings	Building Components	Plumbing	1	EA	Community Action	2019	\$3,600.00	45	No

Asset Category	Sub-Category	Asset Class	Asset Name	Quantity	Units	Transit System	Year Acquired	Replacement Value	Useful Life Benchmark	At or Past Useful Life Benchmark
Facilities	Buildings	Building Components	Plumbing	4	EA	Crawford County Transportation Authority	1988	\$8,880.00	45	No
Facilities	Buildings	Building Components	Plumbing	1	EA	Crawford County Transportation Authority	2006	\$3,600.00	45	No
Facilities	Buildings	Building Components	Plumbing	1	EA	Delta Area Transit Authority	1989	\$6.00	45	No
Facilities	Buildings	Building Components	Plumbing	1	EA	Eastern U.P. Transportation Authority	1993	\$840.00	45	No
Facilities	Buildings	Building Components	Plumbing	2	EA	Eastern U.P. Transportation Authority	1993	\$1,680.00	45	No
Facilities	Buildings	Building Components	Plumbing	1	EA	Eastern U.P. Transportation Authority	1993	\$840.00	45	No
Facilities	Buildings	Building Components	Plumbing	1	EA	Eastern U.P. Transportation Authority	1993	\$840.00	45	No
Facilities	Buildings	Building Components	Plumbing	1	EA	Eastern U.P. Transportation Authority	1993	\$240.00	45	No
Facilities	Buildings	Building Components	Plumbing	2	EA	Eastern U.P. Transportation Authority	1993	\$3,480.00	45	No
Facilities	Buildings	Building Components	Plumbing	2	EA	Eastern U.P. Transportation Authority	1993	\$3,480.00	45	No
Facilities	Buildings	Building Components	Plumbing	1	EA	Eaton County Transportation Authority	1980	\$840.00	45	No
Facilities	Buildings	Building Components	Plumbing	1	EA	Eaton County Transportation Authority	1980	\$3,600.00	45	No
Facilities	Buildings	Building Components	Plumbing	1	EA	Eaton County Transportation Authority	1980	\$3,600.00	45	No
Facilities	Buildings	Building Components	Plumbing	1	EA	Eaton County Transportation Authority	1980	\$6.00	45	No
Facilities	Buildings	Building Components	Plumbing	1	EA	Eaton County Transportation Authority	1980	\$2,040.00	45	No
Facilities	Buildings	Building Components	Plumbing	1	EA	Eaton County Transportation Authority	1980	\$180.00	45	No
Facilities	Buildings	Building Components	Plumbing	1	EA	Friendship Center of Emmet County	2005	\$660.00	45	No
Facilities	Buildings	Building Components	Plumbing	1	EA	Friendship Center of Emmet County	2005	\$3,600.00	45	No
Facilities	Buildings	Building Components	Plumbing	1	EA	Gladwin - Administrative Facility	1980	\$3,600.00	45	No
Facilities	Buildings	Building Components	Plumbing	1	EA	Gladwin - Administrative Facility	1980	\$3,600.00	45	No
Facilities	Buildings	Building Components	Plumbing	1	EA	Gladwin - Administrative Facility	1980	\$3,000.00	45	No
Facilities	Buildings	Building Components	Plumbing	1	EA	Gladwin City/County Transit	1980	\$6.00	45	No

Asset Category	Sub-Category	Asset Class	Asset Name	Quantity	Units	Transit System	Year Acquired	Replacement Value	Useful Life Benchmark	At or Past Useful Life Benchmark
Facilities	Buildings	Building Components	Plumbing	1	EA	Gladwin City/County Transit	1980	\$3,600.00	45	No
Facilities	Buildings	Building Components	Plumbing	2	EA	Gogebic County Transit	1996	\$1,680.00	45	No
Facilities	Buildings	Building Components	Plumbing	1	EA	Gogebic County Transit	1996	\$840.00	45	No
Facilities	Buildings	Building Components	Plumbing	1	EA	Gogebic County Transit	1996	\$660.00	45	No
Facilities	Buildings	Building Components	Plumbing	1	EA	Gogebic County Transit	1996	\$840.00	45	No
Facilities	Buildings	Building Components	Plumbing	1	EA	Gogebic County Transit	1996	\$900.00	45	No
Facilities	Buildings	Building Components	Plumbing	1	EA	Gogebic County Transit	1996	\$48.00	45	No
Facilities	Buildings	Building Components	Plumbing	2	EA	Gogebic County Transit	1996	\$3,480.00	45	No
Facilities	Buildings	Building Components	Plumbing	2	EA	Gogebic County Transit	1996	\$3,120.00	45	No
Facilities	Buildings	Building Components	Plumbing	1	EA	Greater Lapeer Transportation Authority	2002	\$180.00	45	No
Facilities	Buildings	Building Components	Plumbing	1	EA	Greater Lapeer Transportation Authority	2002	\$840.00	45	No
Facilities	Buildings	Building Components	Plumbing	1	EA	Greater Lapeer Transportation Authority	2002	\$840.00	45	No
Facilities	Buildings	Building Components	Plumbing	1	EA	Greater Lapeer Transportation Authority	2002	\$2,880.00	45	No
Facilities	Buildings	Building Components	Plumbing	1	EA	Greater Lapeer Transportation Authority	2002	\$840.00	45	No
Facilities	Buildings	Building Components	Plumbing	5	EA	Greater Lapeer Transportation Authority	2002	\$8,700.00	45	No
Facilities	Buildings	Building Components	Plumbing	1	EA	Greenville Transit	2022	\$3,600.00	45	No
Facilities	Buildings	Building Components	Plumbing	1	EA	Greenville Transit	2019	\$3,600.00	45	No
Facilities	Buildings	Building Components	Plumbing	2	EA	Hillsdale Dial-A-Ride	2010	\$3,480.00	45	No
Facilities	Buildings	Building Components	Plumbing	1	EA	Hillsdale Dial-A-Ride	2010	\$840.00	45	No
Facilities	Buildings	Building Components	Plumbing	1	EA	Hillsdale Dial-A-Ride	2010	\$180.00	45	No
Facilities	Buildings	Building Components	Plumbing	2	EA	Hillsdale Dial-A-Ride	2010	\$3,120.00	45	No
Facilities	Buildings	Building Components	Plumbing	1	EA	Hillsdale Dial-A-Ride	2010	\$3,600.00	45	No



Asset Category	Sub-Category	Asset Class	Asset Name	Quantity	Units	Transit System	Year Acquired	Replacement Value	Useful Life Benchmark	At or Past Useful Life Benchmark
Facilities	Buildings	Building Components	Plumbing	1	EA	Hillsdale Dial-A-Ride	2010	\$3,600.00	45	No
Facilities	Buildings	Building Components	Plumbing	2	EA	Houghton Motor Transit Line	1982	\$3,480.00	45	No
Facilities	Buildings	Building Components	Plumbing	1	EA	Houghton Motor Transit Line	1982	\$840.00	45	No
Facilities	Buildings	Building Components	Plumbing	1	EA	Houghton Motor Transit Line	1982	\$840.00	45	No
Facilities	Buildings	Building Components	Plumbing	1	EA	Houghton Motor Transit Line	1982	\$3,600.00	45	No
Facilities	Buildings	Building Components	Plumbing	1	EA	Huron Transit Corporation	1992	\$3,600.00	45	No
Facilities	Buildings	Building Components	Plumbing	1	EA	Huron Transit Corporation	2018	\$3,600.00	45	No
Facilities	Buildings	Building Components	Plumbing	1	EA	Huron Transit Corporation	1992	\$3,600.00	45	No
Facilities	Buildings	Building Components	Plumbing	8	EA	Huron Transit Corporation	1992	\$13,920.00	45	No
Facilities	Buildings	Building Components	Plumbing	1	EA	Huron Transit Corporation	1992	\$3,600.00	45	No
Facilities	Buildings	Building Components	Plumbing	1	EA	Huron Transit Corporation	1992	\$3,600.00	45	No
Facilities	Buildings	Building Components	Plumbing	1	EA	Huron Transit Corporation	1992	\$840.00	45	No
Facilities	Buildings	Building Components	Plumbing	1	EA	Huron Transit Corporation	1992	\$1,440.00	45	No
Facilities	Buildings	Building Components	Plumbing	1	EA	Huron Transit Corporation	1992	\$1,440.00	45	No
Facilities	Buildings	Building Components	Plumbing	1	EA	Ionia Dial-A-Ride	2022	\$2,400.00	45	No
Facilities	Buildings	Building Components	Plumbing	1	EA	Ionia Dial-A-Ride	2002	\$5,724.00	45	No
Facilities	Buildings	Building Components	Plumbing	1	EA	Ionia-Dial-A-Ride	1989	\$6.00	45	No
Facilities	Buildings	Building Components	Plumbing	1	EA	Ionia-Dial-A-Ride	1989	\$2,792.60	45	No
Facilities	Buildings	Building Components	Plumbing	3	EA	Ionia-Dial-A-Ride	1989	\$10,800.00	45	No
Facilities	Buildings	Building Components	Plumbing	1	EA	Ionia-Dial-A-Ride	1989	\$840.00	45	No
Facilities	Buildings	Building Components	Plumbing	1	EA	Ionia-Dial-A-Ride	1989	\$3,600.00	45	No
Facilities	Buildings	Building Components	Plumbing	1	EA	Ionia-Dial-A-Ride	1989	\$3,600.00	45	No

Asset Category	Sub-Category	Asset Class	Asset Name	Quantity	Units	Transit System	Year Acquired	Replacement Value	Useful Life Benchmark	At or Past Useful Life Benchmark
Facilities	Buildings	Building Components	Plumbing	1	EA	Iosco Transit Corporation	1979	\$2,880.00	45	No
Facilities	Buildings	Building Components	Plumbing	1	EA	Kalkaska - Public Transit Facility	2022	\$2,880.00	45	No
Facilities	Buildings	Building Components	Plumbing	1	EA	Kalkaska - Public Transit Facility	2004	\$3,600.00	45	No
Facilities	Buildings	Building Components	Plumbing	1	EA	Kalkaska - Public Transit Facility	2004	\$3,600.00	45	No
Facilities	Buildings	Building Components	Plumbing	1	EA	Kalkaska - Public Transit Facility	2004	\$3,600.00	45	No
Facilities	Buildings	Building Components	Plumbing	7	EA	Kalkaska Public Transit Authority	1998	\$15,540.00	45	No
Facilities	Buildings	Building Components	Plumbing	1	EA	Kalkaska Public Transit Authority	2008	\$3,600.00	45	No
Facilities	Buildings	Building Components	Plumbing	1	EA	Ludington Mass Transportation Authority	2004	\$3,600.00	45	No
Facilities	Buildings	Building Components	Plumbing	1	EA	Ludington Mass Transportation Authority	2004	\$3,600.00	45	No
Facilities	Buildings	Building Components	Plumbing	1	EA	Ludington Mass Transportation Authority	2004	\$3,600.00	45	No
Facilities	Buildings	Building Components	Plumbing	1	EA	Ludington Mass Transportation Authority	2004	\$3,600.00	45	No
Facilities	Buildings	Building Components	Plumbing	15	EA	Manistee County Transportation	1984	\$33,300.00	45	No
Facilities	Buildings	Building Components	Plumbing	1	EA	Manistee County Transportation	1984	\$3,600.00	45	No
Facilities	Buildings	Building Components	Plumbing	1	EA	Marquette County Transit Authority	2004	\$3,600.00	45	No
Facilities	Buildings	Building Components	Plumbing	1	EA	Marquette County Transit Authority	2004	\$4,800.00	45	No
Facilities	Buildings	Building Components	Plumbing	1	EA	Marshall, City of	2000	\$2,880.00	45	No
Facilities	Buildings	Building Components	Plumbing	1	EA	Marshall, City of	2000	\$180.00	45	No
Facilities	Buildings	Building Components	Plumbing	1	EA	Marshall, City of	2000	\$3,600.00	45	No
Facilities	Buildings	Building Components	Plumbing	1	EA	Marshall, City of	1905	\$4,964.63	45	Yes
Facilities	Buildings	Building Components	Plumbing	1	EA	Marshall, City of (Facility 1)	1986	\$4,964.63	45	No
Facilities	Buildings	Building Components	Plumbing	1	EA	Marshall, City of (Facility 1)	1986	\$3,600.00	45	No
Facilities	Buildings	Building Components	Plumbing	1	EA	Mecosta Osceola Transit Authority	1999	\$3,600.00	45	No
Facilities	Buildings	Building Components	Plumbing	2	EA	Ogemaw County Public Transportation	1998	\$7,200.00	45	No

Asset Category	Sub-Category	Asset Class	Asset Name	Quantity	Units	Transit System	Year Acquired	Replacement Value	Useful Life Benchmark	At or Past Useful Life Benchmark
Facilities	Buildings	Building Components	Plumbing	1	EA	Ogemaw County Public Transportation	1998	\$4,964.63	45	No
Facilities	Buildings	Building Components	Plumbing	1	EA	Ontonagon County Public Transit	2001	\$6.00	45	No
Facilities	Buildings	Building Components	Plumbing	2	EA	Ontonagon County Public Transit	2001	\$1,680.00	45	No
Facilities	Buildings	Building Components	Plumbing	1	EA	Ontonagon County Public Transit	2001	\$900.00	45	No
Facilities	Buildings	Building Components	Plumbing	1	EA	Ontonagon County Public Transit	2001	\$3,600.00	45	No
Facilities	Buildings	Building Components	Plumbing	1	EA	Otsego County Bus System	1994	\$2,880.00	45	No
Facilities	Buildings	Building Components	Plumbing	1	EA	Otsego County Bus System	1994	\$2,792.60	45	No
Facilities	Buildings	Building Components	Plumbing	1	EA	Otsego County Bus System	1994	\$3,000.00	45	No
Facilities	Buildings	Building Components	Plumbing	2	EA	Otsego County Bus System	1998	\$7,200.00	45	No
Facilities	Buildings	Building Components	Plumbing	1	EA	Otsego County Bus System	1998	\$3,600.00	45	No
Facilities	Buildings	Building Components	Plumbing	1	EA	Otsego County Bus System	2018	\$3,600.00	45	No
Facilities	Buildings	Building Components	Plumbing	10	EA	Otsego County Bus System	2000	\$28,800.00	45	No
Facilities	Buildings	Building Components	Plumbing	4	EA	Otsego County Bus System	1998	\$11,520.00	45	No
Facilities	Buildings	Building Components	Plumbing	2	EA	Peoples Express	2019	\$3,480.00	45	No
Facilities	Buildings	Building Components	Plumbing	2	EA	Peoples Express	2019	\$3,480.00	45	No
Facilities	Buildings	Building Components	Plumbing	1	EA	Peoples Express	2019	\$3,000.00	45	No
Facilities	Buildings	Building Components	Plumbing	1	EA	Peoples Express	2019	\$3,600.00	45	No
Facilities	Buildings	Building Components	Plumbing	1	EA	Peoples Express	2019	\$3,600.00	45	No
Facilities	Buildings	Building Components	Plumbing	1	EA	Pioneer Resources Muskegon	1988	\$6.00	45	No
Facilities	Buildings	Building Components	Plumbing	1	EA	Pioneer Resources Muskegon	1988	\$66,000.00	45	No
Facilities	Buildings	Building Components	Plumbing	1	EA	Pioneer Resources Muskegon	1988	\$3,600.00	45	No
Facilities	Buildings	Building Components	Plumbing	1	EA	Pioneer Resources Muskegon	1988	\$3,000.00	45	No

Asset Category	Sub-Category	Asset Class	Asset Name	Quantity	Units	Transit System	Year Acquired	Replacement Value	Useful Life Benchmark	At or Past Useful Life Benchmark
Facilities	Buildings	Building Components	Plumbing	1	EA	Presque Isle County COA	1978	\$3,600.00	45	No
Facilities	Buildings	Building Components	Plumbing	1	EA	Roscommon County Transportation Authority	1988	\$66,000.00	45	No
Facilities	Buildings	Building Components	Plumbing	1	EA	Roscommon County Transportation Authority	1988	\$3,600.00	45	No
Facilities	Buildings	Building Components	Plumbing	2	EA	Roscommon County Transportation Authority	1988	\$7,200.00	45	No
Facilities	Buildings	Building Components	Plumbing	1	EA	Roscommon County Transportation Authority	1988	\$3,000.00	45	No
Facilities	Buildings	Building Components	Plumbing	12	EA	Sanilac Transit Authority Regional Services	2008	\$20,880.00	45	No
Facilities	Buildings	Building Components	Plumbing	1	EA	Sanilac Transit Authority Regional Services	2008	\$3,600.00	45	No
Facilities	Buildings	Building Components	Plumbing	1	EA	Sanilac Transit Authority Regional Services	2008	\$1,560.00	45	No
Facilities	Buildings	Building Components	Plumbing	1	EA	Sanilac Transit Authority Regional Services	2008	\$840.00	45	No
Facilities	Buildings	Building Components	Plumbing	1	EA	Schoolcraft County Transit Authority	1980	\$840.00	45	No
Facilities	Buildings	Building Components	Plumbing	1	EA	Schoolcraft County Transit Authority	1980	\$840.00	45	No
Facilities	Buildings	Building Components	Plumbing	1	EA	Schoolcraft County Transit Authority	1980	\$660.00	45	No
Facilities	Buildings	Building Components	Plumbing	1	EA	Schoolcraft County Transit Authority	1980	\$840.00	45	No
Facilities	Buildings	Building Components	Plumbing	1	EA	Schoolcraft County Transit Authority	1980	\$1,740.00	45	No
Facilities	Buildings	Building Components	Plumbing	7	EA	Shiawassee Area Transportation Agency	2004	\$6,300.00	45	No
Facilities	Buildings	Building Components	Plumbing	9	EA	Shiawassee Area Transportation Agency	2004	\$7,560.00	45	No
Facilities	Buildings	Building Components	Plumbing	1	EA	Shiawassee Area Transportation Agency	2012	\$3,600.00	45	No
Facilities	Buildings	Building Components	Plumbing	1	EA	Shiawassee Area Transportation Agency	2005	\$1,200.00	45	No
Facilities	Buildings	Building Components	Plumbing	1	EA	Shiawassee Area Transportation Agency	2012	\$300.00	45	No
Facilities	Buildings	Building Components	Plumbing	1	EA	Shiawassee Area Transportation Agency	2004	\$3,000.00	45	No
Facilities	Buildings	Building Components	Plumbing	1	EA	Shiawassee Area Transportation Agency	2004	\$1,440.00	45	No
Facilities	Buildings	Building Components	Plumbing	500	LF	Shiawassee Area Transportation Agency	2004	\$3,000.00	45	No



Asset Category	Sub-Category	Asset Class	Asset Name	Quantity	Units	Transit System	Year Acquired	Replacement Value	Useful Life Benchmark	At or Past Useful Life Benchmark
Facilities	Buildings	Building Components	Plumbing	1	EA	Shiawassee Area Transportation Agency	2004	\$360.00	45	No
Facilities	Buildings	Building Components	Plumbing	1	EA	Thunderbay Transportation Authority	2017	\$2,700.00	45	No
Facilities	Buildings	Building Components	Plumbing	1	EA	Thunderbay Transportation Authority	2017	\$2,400.00	45	No
Facilities	Buildings	Building Components	Plumbing	1	EA	Thunderbay Transportation Authority	2017	\$2,880.00	45	No
Facilities	Buildings	Building Components	Plumbing	1	EA	Thunderbay Transportation Authority	2017	\$3,600.00	45	No
Facilities	Buildings	Building Components	Plumbing	1	EA	Van Buren Public Transit	1987	\$6.00	45	No
Facilities	Buildings	Building Components	Plumbing	3	EA	Van Buren Public Transit	1987	\$5,220.00	45	No
Facilities	Buildings	Building Components	Plumbing	1	EA	Van Buren Public Transit	1987	\$3,600.00	45	No
Facilities	Buildings	Building Components	Plumbing	1	EA	Van Buren Public Transit	1987	\$2,700.00	45	No
Facilities	Buildings	Building Components	Plumbing	1	EA	Van Buren Public Transit	1987	\$840.00	45	No
Facilities	Buildings	Building Components	Plumbing	1	EA	Van Buren Public Transit	1987	\$840.00	45	No
Facilities	Buildings	Building Components	Plumbing	1	EA	Yates Township	1987	\$6,000.00	45	No
Facilities	Buildings	Building Components	Plumbing	3	EA	Yates Township	1987	\$2,700.00	45	No
Facilities	Buildings	Building Components	Roof	7200	SF	Adrian Dial-a-ride	2008	\$68,342.40	60	No
Facilities	Buildings	Building Components	Roof	11000	SF	Alger Transit Authority	1982	\$104,412.00	60	No
Facilities	Buildings	Building Components	Roof	3000	SF	Allegan County Transportation	2010	\$10,800.00	60	No
Facilities	Buildings	Building Components	Roof	20000	SF	Allegan County Transportation	2010	\$189,840.00	60	No
Facilities	Buildings	Building Components	Roof	11000	SF	ALTRAN	2016	\$104,412.00	60	No
Facilities	Buildings	Building Components	Roof	12152	SF	Antrim County Transit	2007	\$115,346.78	60	No
Facilities	Buildings	Building Components	Roof	4000	SF	Barry County Transit	1988	\$315,120.00	60	No
Facilities	Buildings	Building Components	Roof	6000	SF	Barry County Transit	1988	\$393,480.00	60	No
Facilities	Buildings	Building Components	Roof	4613	SF	Beaver Island -- Dock	2001	\$43,786.60	60	No

Asset Category	Sub-Category	Asset Class	Asset Name	Quantity	Units	Transit System	Year Acquired	Replacement Value	Useful Life Benchmark	At or Past Useful Life Benchmark
Facilities	Buildings	Building Components	Roof	6313	SF	Beaver Island Transportation Authority Admin Building	2022	\$59,923.00	60	No
Facilities	Buildings	Building Components	Roof	6255	SF	Belding Dial-A-Ride	2003	\$35,428.32	60	No
Facilities	Buildings	Building Components	Roof	3680	SF	Belding Dial-A-Ride	2002	\$20,534.40	60	No
Facilities	Buildings	Building Components	Roof	24000	SF	Benzie Transportation Authority	2011	\$74,880.00	60	No
Facilities	Buildings	Building Components	Roof	2500	SF	Berrien County	1992	\$23,730.00	60	No
Facilities	Buildings	Building Components	Roof	15000	SF	Berrien County	1992	\$142,380.00	60	No
Facilities	Buildings	Building Components	Roof	5663	SF	Big Rapids Dial A Ride	2003	\$53,753.20	60	No
Facilities	Buildings	Building Components	Roof	5663	SF	Big Rapids Dial A Ride	2003	\$53,753.20	60	No
Facilities	Buildings	Building Components	Roof	6600	SF	Cadillac/Wexford Transit Authority	2021	\$432,828.00	60	No
Facilities	Buildings	Building Components	Roof	20000	SF	Cadillac/Wexford Transit Authority	1995	\$132,000.00	60	No
Facilities	Buildings	Building Components	Roof	6203	SF	Cadillac/Wexford Transit Authority	2010	\$406,792.74	60	No
Facilities	Buildings	Building Components	Roof	19446	SF	Cadillac/Wexford Transit Authority	2010	\$184,581.43	60	No
Facilities	Buildings	Building Components	Roof	19446	SF	Cadillac/Wexford Transit Authority	2010	\$184,581.43	60	No
Facilities	Buildings	Building Components	Roof	2018	SF	Cass County Transportation Authority	2021	\$11,260.44	60	No
Facilities	Buildings	Building Components	Roof	18561	SF	Charlevoix County Public Transportation	1988	\$1,217,230.38	60	No
Facilities	Buildings	Building Components	Roof	11888	SF	Cheboygan County COA	1975	\$112,840.90	60	No
Facilities	Buildings	Building Components	Roof	11888	SF	Cheboygan County COA	2017	\$112,840.90	60	No
Facilities	Buildings	Building Components	Roof	41000	SF	Clare County Transit Corporation	2012	\$389,172.00	60	No
Facilities	Buildings	Building Components	Roof	8839	SF	Clinton Area Transit System	2017	\$83,899.79	60	No
Facilities	Buildings	Building Components	Roof	7429	SF	Clinton Area Transit System	2017	\$70,516.07	60	No
Facilities	Buildings	Building Components	Roof	10000	SF	Community Action	2019	\$655,800.00	60	No
Facilities	Buildings	Building Components	Roof	15287	SF	Crawford County Transportation Authority	1988	\$145,104.20	60	No

Asset Category	Sub-Category	Asset Class	Asset Name	Quantity	Units	Transit System	Year Acquired	Replacement Value	Useful Life Benchmark	At or Past Useful Life Benchmark
Facilities	Buildings	Building Components	Roof	8000	SF	Delta Area Transit Authority	1989	\$75,936.00	60	No
Facilities	Buildings	Building Components	Roof	20000	SF	Eastern U.P. Transportation Authority	1993	\$189,840.00	60	No
Facilities	Buildings	Building Components	Roof	24000	SF	Eastern U.P. Transportation Authority	1993	\$1,573,920.00	60	No
Facilities	Buildings	Building Components	Roof	3960	SF	Eaton County Transportation Authority	2015	\$14,256.00	60	No
Facilities	Buildings	Building Components	Roof	220	SF	Eaton County Transportation Authority	1980	\$14,427.60	60	No
Facilities	Buildings	Building Components	Roof	3500	SF	Friendship Center of Emmet County	2005	\$33,222.00	60	No
Facilities	Buildings	Building Components	Roof	3500	SF	Friendship Center Of Emmet County	2005	\$33,222.00	60	No
Facilities	Buildings	Building Components	Roof	3500	SF	Gladwin City/County Transit	1980	\$33,222.00	60	No
Facilities	Buildings	Building Components	Roof	2000	SF	Greater Lapeer Transportation Authority	2002	\$18,984.00	60	No
Facilities	Buildings	Building Components	Roof	16000	SF	Greater Lapeer Transportation Authority	2002	\$151,872.00	60	No
Facilities	Buildings	Building Components	Roof	2500	SF	Greater Lapeer Transportation Authority	2002	\$23,730.00	60	No
Facilities	Buildings	Building Components	Roof	2800	SF	Greater Lapeer Transportation Authority	2002	\$26,577.60	60	No
Facilities	Buildings	Building Components	Roof	1	EA	Greater Lapeer Transportation Authority	2002	\$840.00	60	No
Facilities	Buildings	Building Components	Roof	17400	SF	Greater Lapeer Transportation Authority	2002	\$62,640.00	60	No
Facilities	Buildings	Building Components	Roof	7000	SF	Greater Lapeer Transportation Authority	2002	\$25,200.00	60	No
Facilities	Buildings	Building Components	Roof	9000	SF	Greenville Transit	2019	\$85,428.00	60	No
Facilities	Buildings	Building Components	Roof	9300	SF	Houghton - Bus garage	1982	\$88,275.60	60	No
Facilities	Buildings	Building Components	Roof	1	EA	Huron Transit Corporation	1992	\$840.00	60	No
Facilities	Buildings	Building Components	Roof	1	EA	Huron Transit Corporation	1992	\$65.58	60	No
Facilities	Buildings	Building Components	Roof	1	EA	Huron Transit Corporation	1992	\$840.00	60	No
Facilities	Buildings	Building Components	Roof	300	SF	Huron Transit Corporation	1992	\$252,000.00	60	No
Facilities	Buildings	Building Components	Roof	21260	SF	Huron Transit Corporation	1992	\$1,394,230.80	60	No

Asset Category	Sub-Category	Asset Class	Asset Name	Quantity	Units	Transit System	Year Acquired	Replacement Value	Useful Life Benchmark	At or Past Useful Life Benchmark
Facilities	Buildings	Building Components	Roof	7880	SF	Interurban Transit Authority	2022	\$43,970.40	60	No
Facilities	Buildings	Building Components	Roof	7038	SF	Ionia Dial-A-Ride	2002	\$66,804.70	60	No
Facilities	Buildings	Building Components	Roof	6922	SF	Ionia Dial-A-Ride	2020	\$65,703.62	60	No
Facilities	Buildings	Building Components	Roof	9533	SF	Ionia Dial-A-Ride	2019	\$90,487.24	60	No
Facilities	Buildings	Building Components	Roof	8274	SF	Ionia-Dial-A-Ride	2012	\$542,608.92	60	No
Facilities	Buildings	Building Components	Roof	3000	SF	Iosco Transit Corporation	1979	\$16,740.00	60	No
Facilities	Buildings	Building Components	Roof	6500	SF	Iosco Transit Corporation	2022	\$61,698.00	60	No
Facilities	Buildings	Building Components	Roof	11200	SF	Kalkaska - Public Transit Facility	2004	\$73,920.00	60	No
Facilities	Buildings	Building Components	Roof	15092	SF	Kalkaska Public Transit Authority	1998	\$143,253.26	60	No
Facilities	Buildings	Building Components	Roof	25344	SF	Ludington Mass Transportation Authority	2004	\$240,565.25	60	No
Facilities	Buildings	Building Components	Roof	16122	SF	Manistee County Transportation	1984	\$153,030.02	60	No
Facilities	Buildings	Building Components	Roof	16122	SF	Manistee County Transportation	1984	\$153,030.02	60	No
Facilities	Buildings	Building Components	Roof	67900	SF	Marquette County Transit Authority	2004	\$644,506.80	60	No
Facilities	Buildings	Building Components	Roof	8000	SF	Marshall, City of (Facility 1)	1986	\$52,800.00	60	No
Facilities	Buildings	Building Components	Roof	2000	SF	Mecosta Osceola Transit Authority	1999	\$1,680,000.00	60	No
Facilities	Buildings	Building Components	Roof	2000	SF	Mecosta Osceola Transit Authority	1999	\$18,984.00	60	No
Facilities	Buildings	Building Components	Roof	5000	SF	Ontonagon County Public Transit	2001	\$47,460.00	60	No
Facilities	Buildings	Building Components	Roof	4900	SF	Oscoda County Area Transit Specialists	2019	\$321,342.00	60	No
Facilities	Buildings	Building Components	Roof	2	EA	Oscoda County Area Transit Specialists	2019	\$1,680.00	60	No
Facilities	Buildings	Building Components	Roof	34000	SF	Otsego County Bus System	1994	\$322,728.00	60	No
Facilities	Buildings	Building Components	Roof	2542	SF	Peoples Express	1975	\$24,128.66	60	No
Facilities	Buildings	Building Components	Roof	1	EA	Pioneer Resources Muskegon	1988	\$65.58	60	No



Asset Category	Sub-Category	Asset Class	Asset Name	Quantity	Units	Transit System	Year Acquired	Replacement Value	Useful Life Benchmark	At or Past Useful Life Benchmark
Facilities	Buildings	Building Components	Roof	2830	SF	Pioneer Resources Muskegon	1988	\$185,591.40	60	No
Facilities	Buildings	Building Components	Roof	5800	SF	Pioneer Resources Muskegon	2017	\$380,364.00	60	No
Facilities	Buildings	Building Components	Roof	13500	SF	Pioneer Resources Muskegon	1988	\$76,464.00	60	No
Facilities	Buildings	Building Components	Roof	13500	SF	Roscommon County Transportation Authority	1988	\$76,464.00	60	No
Facilities	Buildings	Building Components	Roof	2800	SF	Roscommon County Transportation Authority	1988	\$15,859.20	60	No
Facilities	Buildings	Building Components	Roof	1600	SF	Roscommon County Transportation Authority	1988	\$9,062.40	60	No
Facilities	Buildings	Building Components	Roof	2500	SF	Sanilac Transit Authority Regional Services	2008	\$23,730.00	60	No
Facilities	Buildings	Building Components	Roof	9000	SF	Sanilac Transit Authority Regional Services	2008	\$85,428.00	60	No
Facilities	Buildings	Building Components	Roof	2000	SF	Sanilac Transit Authority Regional Services	2008	\$18,984.00	60	No
Facilities	Buildings	Building Components	Roof	3500	SF	Sanilac Transit Authority Regional Services	2008	\$33,222.00	60	No
Facilities	Buildings	Building Components	Roof	1600	SF	Sanilac Transit Authority Regional Services	2008	\$15,187.20	60	No
Facilities	Buildings	Building Components	Roof	1	EA	Sanilac Transit Authority Regional Services	2008	\$1,080.00	60	No
Facilities	Buildings	Building Components	Roof	6210	SF	Schoolcraft County Transit Authority	1980	\$19,375.20	60	No
Facilities	Buildings	Building Components	Roof	6000	SF	Schoolcraft County Transit Authority	1980	\$56,952.00	60	No
Facilities	Buildings	Building Components	Roof	6000	SF	Schoolcraft County Transit Authority	1980	\$393,480.00	60	No
Facilities	Buildings	Building Components	Roof	12600	SF	Shiawassee Area Transportation Agency	2004	\$45,360.00	60	No
Facilities	Buildings	Building Components	Roof	7300	SF	St. Joseph County Transportation Authority	1980	\$40,734.00	60	No
Facilities	Buildings	Building Components	Roof	7120	SF	St. Joseph County Transportation Authority	1980	\$67,583.04	60	No
Facilities	Buildings	Building Components	Roof	1570	SF	St. Joseph County Transportation Authority	1980	\$14,902.44	60	No
Facilities	Buildings	Building Components	Roof	44076	SF	Thunderbay Transportation Authority	2017	\$418,369.39	60	No
Facilities	Buildings	Building Components	Roof	8000	SF	Van Buren Public Transit	1987	\$75,936.00	60	No
Facilities	Buildings	Building Components	Roof	1	EA	Van Buren Public Transit	1987	\$420.00	60	No

Asset Category	Sub-Category	Asset Class	Asset Name	Quantity	Units	Transit System	Year Acquired	Replacement Value	Useful Life Benchmark	At or Past Useful Life Benchmark
Facilities	Buildings	Building Components	Roof	9000	SF	Van Buren Public Transit	1987	\$85,428.00	60	No
Facilities	Buildings	Building Components	Roof	5939	SF	Yates Township	2018	\$56,372.99	60	No
Facilities	Buildings	Building Components	Roof	5724	SF	Yates Township	1987	\$54,332.21	60	No
Facilities	Buildings	Building Components	Roof	10064	SF	Yates Township	1987	\$95,527.49	60	No
Facilities	Buildings	Maintenance	Utilities	1	EA	Allegan County Transportation	2010	\$540.00	60	No
Facilities	Buildings	Maintenance	Utilities	1	EA	Allegan County Transportation	2010	\$960.00	60	No
Facilities	Buildings	Maintenance	Utilities	1	EA	Alma Transit Center	2009	\$540.00	60	No
Facilities	Buildings	Maintenance	Utilities	3	EA	Alma Transit Center	2009	\$1,620.00	60	No
Facilities	Buildings	Maintenance	Utilities	1	EA	Antrim County Transit	1970	\$960.00	60	No
Facilities	Buildings	Maintenance	Utilities	1	EA	Antrim County Transit	1970	\$3,600.00	60	No
Facilities	Buildings	Maintenance	Utilities	1	EA	Barry County Transit	1988	\$360.00	60	No
Facilities	Buildings	Maintenance	Utilities	3	EA	Barry County Transit	1988	\$37,147.03	60	No
Facilities	Buildings	Maintenance	Utilities	1	EA	Barry County Transit	1988	\$540.00	60	No
Facilities	Buildings	Maintenance	Utilities	1	EA	Beaver Island -- Dock	2001	\$540.00	60	No
Facilities	Buildings	Maintenance	Utilities	1	EA	Beaver Island -- Dock	2001	\$2,400.00	60	No
Facilities	Buildings	Maintenance	Utilities	1	EA	Beaver Island -- Dock	2001	\$960.00	60	No
Facilities	Buildings	Maintenance	Utilities	1	EA	Belding Dial-A-Ride	2002	\$480.00	roof	No
Facilities	Buildings	Maintenance	Utilities - Tunnel	1	EA	Belding Dial-A-Ride	1920	\$1,200,00.00	60	No
Facilities	Buildings	Maintenance	Utilities	1	EA	Benzie Transportation Authority	2011	\$960.00	60	No
Facilities	Buildings	Maintenance	Utilities	6	EA	Berrien County	1991	\$1,440.00	60	No
Facilities	Buildings	Maintenance	Utilities	1	EA	Berrien County	1991	\$240.00	60	No
Facilities	Buildings	Maintenance	Utilities	1	EA	Berrien County	1991	\$3,600.00	60	No
Facilities	Buildings	Maintenance	Utilities	1	EA	Cheboygan County COA	1975	\$540.00	60	No
Facilities	Buildings	Maintenance	Utilities	1	EA	City of Hancock	2011	\$4,800.00	60	No
Facilities	Buildings	Maintenance	Utilities	1	EA	City of Hancock	2011	\$480.00	60	No
Facilities	Buildings	Maintenance	Utilities	1	EA	Clare County Transit Corporation	2012	\$960.00	60	No
Facilities	Buildings	Maintenance	Utilities	1	EA	Community Action	2019	\$2,400.00	60	No
Facilities	Buildings	Maintenance	Utilities	1	EA	Eastern U.P. Transportation Authority	1993	\$3,000.00	60	No
Facilities	Buildings	Maintenance	Utilities	1	EA	Eaton County Transportation Authority	1980	\$540.00	60	No
Facilities	Buildings	Maintenance	Utilities	1	EA	Friendship Center of Emmet County	2005	\$2,400.00	60	No

Asset Category	Sub-Category	Asset Class	Asset Name	Quantity	Units	Transit System	Year Acquired	Replacement Value	Useful Life Benchmark	At or Past Useful Life Benchmark
Facilities	Buildings	Maintenance	Utilities	1	EA	Friendship Center Of Emmet County	2005	\$3,000.00	60	No
Facilities	Buildings	Maintenance	Utilities	1	EA	Gogebic County Transit	1996	\$540.00	60	No
Facilities	Buildings	Maintenance	Utilities	1	EA	Gogebic County Transit	1996	\$10,140.00	60	No
Facilities	Buildings	Maintenance	Utilities	1	EA	Gogebic County Transit	1996	\$960.00	60	No
Facilities	Buildings	Maintenance	Utilities	1	EA	Gogebic County Transit	1996	\$3,000.00	60	No
Facilities	Buildings	Maintenance	Utilities	1	EA	Gogebic County Transit	1996	\$2,940.00	60	No
Facilities	Buildings	Maintenance	Utilities	1	EA	Greater Lapeer Transportation Authority	2002	\$960.00	60	No
Facilities	Buildings	Maintenance	Utilities	1	EA	Greater Lapeer Transportation Authority	2002	\$960.00	60	No
Facilities	Buildings	Maintenance	Utilities	2	EA	Greater Lapeer Transportation Authority	2002	\$1,920.00	60	No
Facilities	Buildings	Maintenance	Utilities	1	EA	Greenville Transit	2019	\$2,400.00	60	No
Facilities	Buildings	Maintenance	Utilities	1	EA	Houghton Motor Transit Line	1982	\$1,500.00	60	No
Facilities	Buildings	Maintenance	Utilities	1	EA	Houghton Motor Transit Line	1982	\$4,800.00	60	No
Facilities	Buildings	Maintenance	Utilities	1	EA	Huron Transit Corporation	1992	\$480.00	60	No
Facilities	Buildings	Maintenance	Utilities	1	EA	Huron Transit Corporation	1992	\$540.00	60	No
Facilities	Buildings	Maintenance	Utilities	1	EA	Huron Transit Corporation	1992	\$960.00	60	No
Facilities	Buildings	Maintenance	Utilities	2	EA	Interurban Transit Authority	1990	\$1,080.00	60	No
Facilities	Buildings	Maintenance	Utilities	1	EA	Interurban Transit Authority	1990	\$3,900.00	60	No
Facilities	Buildings	Maintenance	Utilities	1	EA	Interurban Transit Authority	1990	\$1,500.00	60	No
Facilities	Buildings	Maintenance	Utilities	1	EA	Ionia Dial-A-Ride	2002	\$3,000.00	60	No
Facilities	Buildings	Maintenance	Utilities	1	EA	Ionia-Dial-A-Ride	1989	\$960.00	60	No
Facilities	Buildings	Maintenance	Utilities	1	EA	Iosco Transit Corporation	1979	\$600.00	60	No
Facilities	Buildings	Maintenance	Utilities	1	EA	Iosco Transit Corporation	2021	\$3,600.00	60	No
Facilities	Buildings	Maintenance	Utilities	1	EA	Ogemaw County Public Transportation	1998	\$2,400.00	60	No
Facilities	Buildings	Maintenance	Utilities	1	EA	Ontonagon County Public Transit	2001	\$5,280.00	60	No
Facilities	Buildings	Maintenance	Utilities	1	EA	Ontonagon County Public Transit	2001	\$480.00	60	No
Facilities	Buildings	Maintenance	Utilities	1	EA	Oscoda County Area Transit Specialists	2019	\$960.00	60	No
Facilities	Buildings	Maintenance	Utilities	1	EA	Otsego County Bus System	1994	\$960.00	60	No
Facilities	Buildings	Maintenance	Utilities	1	EA	Peoples Express	2019	\$960.00	60	No
Facilities	Buildings	Maintenance	Utilities	1	EA	Peoples Express	2019	\$540.00	60	No
Facilities	Buildings	Maintenance	Utilities	4	EA	Pioneer Resources Muskegon	1988	\$15,600.00	60	No

Asset Category	Sub-Category	Asset Class	Asset Name	Quantity	Units	Transit System	Year Acquired	Replacement Value	Useful Life Benchmark	At or Past Useful Life Benchmark
Facilities	Buildings	Maintenance	Utilities	1	EA	Pioneer Resources Muskegon	1988	\$540.00	60	No
Facilities	Buildings	Maintenance	Utilities	1	EA	Pioneer Resources Muskegon	1988	\$960.00	60	No
Facilities	Buildings	Maintenance	Utilities	1	EA	Pioneer Resources Muskegon	1988	\$960.00	60	No
Facilities	Buildings	Maintenance	Utilities	1	EA	Roscommon County Transportation Authority	1988	\$540.00	60	No
Facilities	Buildings	Maintenance	Utilities	1	EA	Roscommon County Transportation Authority	1988	\$960.00	60	No
Facilities	Buildings	Maintenance	Utilities	2	EA	Sanilac Transit Authority Regional Services	2008	\$3,000.00	60	No
Facilities	Buildings	Maintenance	Utilities	1	EA	Sanilac Transit Authority Regional Services	2008	\$960.00	60	No
Facilities	Buildings	Maintenance	Utilities	1	EA	Schoolcraft County Transit Authority	1980	\$4,800.00	60	No
Facilities	Buildings	Maintenance	Utilities	1	EA	Schoolcraft County Transit Authority	1980	\$3,000.00	60	No
Facilities	Buildings	Maintenance	Utilities	1	EA	Schoolcraft County Transit Authority	1980	\$2,400.00	60	No
Facilities	Buildings	Maintenance	Utilities	1	EA	Schoolcraft County Transit Authority	1980	\$2,400.00	60	No
Facilities	Buildings	Maintenance	Utilities	2000	SF	Schoolcraft County Transit Authority	1980	\$8,400.00	60	No
Facilities	Buildings	Maintenance	Utilities	1	EA	Shiawassee Area Transportation Agency	2004	\$540.00	60	No
Facilities	Buildings	Maintenance	Utilities	1	EA	Shiawassee Area Transportation Agency	2004	\$960.00	60	No
Facilities	Buildings	Maintenance	Utilities	1	EA	St. Joseph County Transportation Authority	1980	\$480.00	60	No
Facilities	Buildings	Maintenance	Utilities	1	EA	Thunderbay Transportation Authority	2017	\$2,400.00	60	No
Facilities	Equipment	Maintenance	Air Compressor	1	EA	Alger Transit Authority	2016	\$720.00	15	Yes
Facilities	Equipment	Maintenance	Air Compressor	1	EA	Allegan County Transportation	2010	\$720.00	15	No
Facilities	Equipment	Maintenance	Air Compressor	3	EA	Alma Transit Center	2009	\$2,160.00	15	No
Facilities	Equipment	Maintenance	Air Compressor	3	EA	Barry County Transit	1988	\$2,160.00	15	Yes
Facilities	Equipment	Maintenance	Air Compressor	1	EA	Barry County Transit	2021	\$720.00	15	No
Facilities	Equipment	Maintenance	Air Compressor	1	EA	Bay Area Transportation Authority	2012	\$720.00	15	No
Facilities	Equipment	Maintenance	Air Compressor	1	EA	Beaver Island Transportation Authority Admin Building	2005	\$720.00	15	Yes
Facilities	Equipment	Maintenance	Air Compressor	1	EA	Berrien County	1992	\$2,400.00	15	Yes
Facilities	Equipment	Maintenance	Air Compressor	1	EA	Branch Area Transit Authority	1992	\$720.00	15	Yes



Asset Category	Sub-Category	Asset Class	Asset Name	Quantity	Units	Transit System	Year Acquired	Replacement Value	Useful Life Benchmark	At or Past Useful Life Benchmark
Facilities	Equipment	Maintenance	Air Compressor	1	EA	Cadillac/Wexford Transit Authority	1995	\$720.00	15	Yes
Facilities	Equipment	Maintenance	Air Compressor	1	EA	Cass County Transportation	1977	\$720.00	15	Yes
Facilities	Equipment	Maintenance	Air Compressor	1	EA	Charlevoix County Public Transportation	1988	\$360.00	15	Yes
Facilities	Equipment	Maintenance	Air Compressor	1	EA	Cheboygan County COA	1975	\$720.00	15	Yes
Facilities	Equipment	Maintenance	Air Compressor	1	EA	City of Hancock	2011	\$3,600.00	15	No
Facilities	Equipment	Maintenance	Air Compressor	1	EA	Clare County Transit Corporation	2012	\$720.00	15	No
Facilities	Equipment	Maintenance	Air Compressor	1	EA	Clinton Area Transit System	2017	\$720.00	15	No
Facilities	Equipment	Maintenance	Air Compressor	1	EA	Clinton Area Transit System	2017	\$720.00	15	No
Facilities	Equipment	Maintenance	Air Compressor	1	EA	Clinton Area Transit System	2017	\$720.00	15	No
Facilities	Equipment	Maintenance	Air Compressor	1	EA	Delta Area Transit Authority	1989	\$720.00	15	Yes
Facilities	Equipment	Maintenance	Air Compressor	1	EA	Eastern U.P. Transportation Authority	1993	\$720.00	15	Yes
Facilities	Equipment	Maintenance	Air Compressor	1	EA	Eastern U.P. Transportation Authority	1993	\$720.00	15	Yes
Facilities	Equipment	Maintenance	Air Compressor	1	EA	Eaton County Transportation Authority	1980	\$720.00	15	Yes
Facilities	Equipment	Maintenance	Air Compressor	1	EA	Friendship Center of Emmet County	2022	\$720.00	15	No
Facilities	Equipment	Maintenance	Air Compressor	2	EA	Gladwin City/County Transit	1980	\$1,440.00	15	Yes
Facilities	Equipment	Maintenance	Air Compressor	1	EA	Gladwin City/County Transit	1980	\$720.00	15	Yes
Facilities	Equipment	Maintenance	Air Compressor	1	EA	Gogebic County Transit	1996	\$720.00	15	Yes
Facilities	Equipment	Maintenance	Air Compressor	1	EA	Gogebic County Transit	1996	\$720.00	15	Yes
Facilities	Equipment	Maintenance	Air Compressor	1	EA	Greater Lapeer Transportation Authority	2002	\$720.00	15	Yes
Facilities	Equipment	Maintenance	Air Compressor	1	EA	Hillsdale Dial-A-Ride	2010	\$720.00	15	No
Facilities	Equipment	Maintenance	Air Compressor	1	EA	Houghton Motor Transit Line	1982	\$720.00	15	Yes
Facilities	Equipment	Maintenance	Air Compressor	1	EA	Huron Transit Corporation	1992	\$720.00	15	Yes
Facilities	Equipment	Maintenance	Air Compressor	5	EA	Huron Transit Corporation	1992	\$240.00	15	Yes
Facilities	Equipment	Maintenance	Air Compressor	1	EA	Huron Transit Corporation	1992	\$720.00	15	Yes
Facilities	Equipment	Maintenance	Air Compressor	1	EA	Interurban Transit Authority	1990	\$720.00	15	Yes
Facilities	Equipment	Maintenance	Air Compressor	1	EA	Ionia Dial-A-Ride	2002	\$720.00	15	Yes
Facilities	Equipment	Maintenance	Air Compressor	1	EA	Iosco Transit Corporation	1979	\$720.00	15	Yes
Facilities	Equipment	Maintenance	Air Compressor	1	EA	Kalkaska - Public Transit Facility	2004	\$720.00	15	Yes
Facilities	Equipment	Maintenance	Air Compressor	1	EA	Kalkaska - Public Transit Facility	2004	\$720.00	15	Yes
Facilities	Equipment	Maintenance	Air Compressor	1	EA	Kalkaska - Public Transit Facility	2004	\$720.00	15	Yes

Asset Category	Sub-Category	Asset Class	Asset Name	Quantity	Units	Transit System	Year Acquired	Replacement Value	Useful Life Benchmark	At or Past Useful Life Benchmark
Facilities	Equipment	Maintenance	Air Compressor	3	EA	Ludington Mass Transportation Authority	2004	\$2,160	15	Yes
Facilities	Equipment	Maintenance	Air Compressor	2	EA	Marquette County Transit Authority	2004	\$1,440.00	15	Yes
Facilities	Equipment	Maintenance	Air Compressor	1	EA	Marshall, City of (Facility 1)	1986	\$720.00	15	Yes
Facilities	Equipment	Maintenance	Air Compressor	1	EA	Mecosta Osceola Transit Authority	1999	\$720.00	15	Yes
Facilities	Equipment	Maintenance	Air Compressor	1	EA	Ontonagon County Public Transit	2001	\$720.00	15	Yes
Facilities	Equipment	Maintenance	Air Compressor	1	EA	Oscoda County Area Transit Specialists	2019	\$720.00	15	No
Facilities	Equipment	Maintenance	Air Compressor	1	EA	Oscoda County Area Transit Specialists	2019	\$720.00	15	No
Facilities	Equipment	Maintenance	Air Compressor	1	EA	Otsego County Bus System	2020	\$720.00	15	No
Facilities	Equipment	Maintenance	Air Compressor	1	EA	Peoples Express	2019	\$720.00	15	No
Facilities	Equipment	Maintenance	Air Compressor	1	EA	Pioneer Resources Muskegon	1988	\$720.00	15	Yes
Facilities	Equipment	Maintenance	Air Compressor	1	EA	Pioneer Resources Muskegon	1988	\$720.00	15	Yes
Facilities	Equipment	Maintenance	Air Compressor	2	EA	Roscommon County Transportation Authority	1988	\$1,440.00	15	Yes
Facilities	Equipment	Maintenance	Air Compressor	1	EA	Thunderbay Transportation Authority	2017	\$720.00	15	No
Facilities	Equipment	Maintenance	Air Compressor	2	EA	Van Buren Public Transit	1987	\$1,440.00	15	Yes
Facilities	Equipment	Maintenance	Air Compressor	1	EA	Yates Township	2019	\$720.00	15	No
Facilities	Equipment	Maintenance	Brake Lathe	1	EA	Benzie Transportation Authority	2011	\$14,340.00	15	No
Facilities	Equipment	Maintenance	Brake Lathe	1	EA	Berrien County	1992	\$14,340.00	15	Yes
Facilities	Equipment	Maintenance	Bus Washer	1	EA	Alger Transit Authority	1982	\$32,708.76	15	Yes
Facilities	Equipment	Maintenance	Bus Washer	1	EA	Allegan County Transportation	2010	\$32,708.76	15	No
Facilities	Equipment	Maintenance	Bus Washer – Hoses	3	EA	Allegan County Transportation	2010	\$3,463.28	15	No
Facilities	Equipment	Maintenance	Bus Washer	1	EA	ALTRAN	2016	\$4,800.00	15	No
Facilities	Equipment	Maintenance	Bus Washer	1	EA	Antrim County Transit	1970	\$480.00	15	Yes
Facilities	Equipment	Maintenance	Bus Washer	1	EA	Baraga/Houghton/Keweenaw CAA	2002	\$32,708.76	15	No
Facilities	Equipment	Maintenance	Bus Washer	1	EA	Barry County Transit	1988	\$32,708.76	15	Yes
Facilities	Equipment	Maintenance	Bus Washer	1	EA	Barry County Transit	1988	\$32,708.76	15	Yes
Facilities	Equipment	Maintenance	Bus Washer	1	EA	Barry County Transit	1988	\$32,708.76	15	Yes
Facilities	Equipment	Maintenance	Bus Washer	1	EA	Benzie Transportation Authority	2011	\$32,708.76	15	No
Facilities	Equipment	Maintenance	Bus Washer	1	EA	Benzie Transportation Authority	2011	\$32,708.76	15	No
Facilities	Equipment	Maintenance	Bus Washer	1	EA	Benzie Transportation Authority	2011	\$32,708.76	15	No
Facilities	Equipment	Maintenance	Bus Washer	1	EA	Benzie Transportation Authority	2011	\$32,708.76	15	No
Facilities	Equipment	Maintenance	Bus Washer	1	EA	Benzie Transportation Authority	2011	\$32,708.76	15	No
Facilities	Equipment	Maintenance	Bus Washer	1	EA	Benzie Transportation Authority	2011	\$32,708.76	15	No

Asset Category	Sub-Category	Asset Class	Asset Name	Quantity	Units	Transit System	Year Acquired	Replacement Value	Useful Life Benchmark	At or Past Useful Life Benchmark
Facilities	Equipment	Maintenance	Bus Washer	1	EA	Berrien County	1992	\$32,708.75	15	Yes
Facilities	Equipment	Maintenance	Bus Washer	1	EA	Big Rapids Dial A Ride	2003	\$32,708.76	15	No
Facilities	Equipment	Maintenance	Bus Washer	1	EA	Branch Area Transit Authority	1992	\$32,708.76	15	Yes
Facilities	Equipment	Maintenance	Bus Washer	1	EA	Cadillac/Wexford Transit Authority	2010	\$32,708.76	15	No
Facilities	Equipment	Maintenance	Bus Washer	1	EA	Cass County Transportation Authority	1977	\$32,708.76	15	Yes
Facilities	Equipment	Maintenance	Bus Washer	2	EA	Charlevoix County Public Transportation	1988	\$65,417.52	15	Yes
Facilities	Equipment	Maintenance	Bus Washer	3	EA	Charlevoix County Public Transportation	1988	\$1,584.00	15	Yes
Facilities	Equipment	Maintenance	Bus Washer	1	EA	City of Hancock	2011	\$32,708.76	15	No
Facilities	Equipment	Maintenance	Bus Washer	1	EA	Clinton Area Transit System	2017	\$1,920.00	15	No
Facilities	Equipment	Maintenance	Bus Washer	1	EA	Delta Area Transit Authority	1989	\$32,708.76	15	Yes
Facilities	Equipment	Maintenance	Bus Washer	1	EA	Eastern U.P. Transportation Authority	1993	\$32,708.76	15	Yes
Facilities	Equipment	Maintenance	Bus Washer	1	EA	Friendship Center of Emmet County	2006	\$480.00	15	Yes
Facilities	Equipment	Maintenance	Bus Washer	1	EA	Gladwin City/County Transit	1980	\$32,708.76	15	Yes
Facilities	Equipment	Maintenance	Bus Washer	1	EA	Greater Lapeer Transportation Authority	2002	\$32,708.76	15	Yes
Facilities	Equipment	Maintenance	Bus Washer	1	EA	Hillsdale Dial-A-Ride	2010	\$48.00	15	No
Facilities	Equipment	Maintenance	Bus Washer	1	EA	Houghton Motor Transit Line	1982	\$32,708.76	15	Yes
Facilities	Equipment	Maintenance	Bus Washer	1	EA	Huron Transit Corporation	1992	\$32,708.76	15	Yes
Facilities	Equipment	Maintenance	Bus Washer	2	EA	Huron Transit Corporation	1992	\$65,417.52	15	Yes
Facilities	Equipment	Maintenance	Bus Washer	1	EA	Huron Transit Corporation	1992	\$3,600.00	15	Yes
Facilities	Equipment	Maintenance	Bus Washer	1	EA	Interurban Transit Authority	1990	\$32,708.76	15	Yes
Facilities	Equipment	Maintenance	Bus Washer	1	EA	Ionia Dial-A-Ride	2017	\$108.00	15	No
Facilities	Equipment	Maintenance	Bus Washer	2	EA	Ionia-Dial-A-Ride	1989	\$65,417.52	15	Yes
Facilities	Equipment	Maintenance	Bus Washer	1	EA	Ionia-Dial-A-Ride	1989	\$32,708.76	15	Yes
Facilities	Equipment	Maintenance	Bus Washer	1	EA	Iosco Transit Corporation	1979	\$32,708.76	15	Yes
Facilities	Equipment	Maintenance	Bus Washer	1	EA	Isabella County Transportation Commission	2004	\$32,708.76	15	Yes
Facilities	Equipment	Maintenance	Bus Washer	1	EA	Kalkaska - Public Transit Facility	2007	\$32,708.76	15	Yes
Facilities	Equipment	Maintenance	Bus Washer	1	EA	Ludington Mass Transportation Authority	2004	\$32,708.76	15	Yes
Facilities	Equipment	Maintenance	Bus Washer	1	EA	Ludington Mass Transportation Authority	2004	\$240	15	Yes

Asset Category	Sub-Category	Asset Class	Asset Name	Quantity	Units	Transit System	Year Acquired	Replacement Value	Useful Life Benchmark	At or Past Useful Life Benchmark
Facilities	Equipment	Maintenance	Bus Washer	1	EA	Manistee County Transportation	2017	\$32,708.76	15	No
Facilities	Equipment	Maintenance	Bus Washer	1	EA	Marquette County Transit Authority	2022	\$32,708.76	15	No
Facilities	Equipment	Maintenance	Bus Washer	1	EA	Marshall, City of	2000	\$32,708.76	15	Yes
Facilities	Equipment	Maintenance	Bus Washer	1	EA	Marshall, City of (Facility 1)	1986	\$3,000.00	15	Yes
Facilities	Equipment	Maintenance	Bus Washer	1	EA	Mecosta Osceola Transit Authority	1999	\$32,708.76	15	Yes
Facilities	Equipment	Maintenance	Bus Washer	1	EA	Ontonagon County Public Transit	2001	\$32,708.76	15	Yes
Facilities	Equipment	Maintenance	Bus Washer	1	EA	Otsego County Bus System	1994	\$240.00	15	Yes
Facilities	Equipment	Maintenance	Bus Washer	33473	SF	Otsego County Bus System	1994	\$281,173.20	15	Yes
Facilities	Equipment	Maintenance	Bus Washer	1	EA	Otsego County Bus System	1994	\$240.00	15	Yes
Facilities	Equipment	Maintenance	Bus Washer	1	EA	Otsego County Bus System	1994	\$420.00	15	Yes
Facilities	Equipment	Maintenance	Bus Washer	1	EA	Otsego County Bus System	1994	\$816.00	15	Yes
Facilities	Equipment	Maintenance	Bus Washer	1	EA	Otsego County Bus System	1994	\$480.00	15	Yes
Facilities	Equipment	Maintenance	Bus Washer	1	EA	Peoples Express	2019	\$300.00	15	No
Facilities	Equipment	Maintenance	Bus Washer	1	EA	Peoples Express	2019	\$3,000.00	15	No
Facilities	Equipment	Maintenance	Bus Washer	1	EA	Peoples Express	2022	\$20,400.00	15	No
Facilities	Equipment	Maintenance	Bus Washer	1	EA	Pioneer Resources Muskegon	2007	\$32,708.76	15	Yes
Facilities	Equipment	Maintenance	Bus Washer	1	EA	Pioneer Resources Muskegon	1988	\$32,708.76	15	Yes
Facilities	Equipment	Maintenance	Bus Washer	1	EA	Pioneer Resources Muskegon	1988	\$32,708.76	15	Yes
Facilities	Equipment	Maintenance	Bus Washer	1	EA	Pioneer Resources Muskegon	1988	\$32,708.76	15	Yes
Facilities	Equipment	Maintenance	Bus Washer	1	EA	Roscommon Transportation Authority	1988	\$32,708.76	15	Yes
Facilities	Equipment	Maintenance	Bus Washer	1	EA	Sanilac Transit Authority Regional Services	2008	\$32,708.76	15	No
Facilities	Equipment	Maintenance	Bus Washer	1	EA	Sanilac Transit Authority Regional Services	2008	\$32,708.76	15	No
Facilities	Equipment	Maintenance	Bus Washer	1	EA	Sanilac Transit Authority Regional Services	2008	\$720.00	15	No
Facilities	Equipment	Maintenance	Bus Washer	1	EA	Sanilac Transit Authority Regional Services	2008	\$6.60	15	No
Facilities	Equipment	Maintenance	Bus Washer	1	EA	Schoolcraft County Transit Authority	1980	\$32,708.76	15	Yes
Facilities	Equipment	Maintenance	Bus Washer	1	EA	St. Joseph County Transportation Authority	1980	\$32,708.76	15	Yes
Facilities	Equipment	Maintenance	Bus Washer	1	EA	Thunderbay Transportation Authority	2017	\$32,708.76	15	No
Facilities	Equipment	Maintenance	Bus Washer	1	EA	Van Buren Public Transit	1987	\$32,708.76	15	Yes
Facilities	Equipment	Maintenance	Bus Washer	1	EA	Van Buren Public Transit	1987	\$32,708.76	15	Yes
Facilities	Equipment	Maintenance	Bus Washer	1	EA	Van Buren Public Transit	1987	\$32,708.76	15	Yes



Asset Category	Sub-Category	Asset Class	Asset Name	Quantity	Units	Transit System	Year Acquired	Replacement Value	Useful Life Benchmark	At or Past Useful Life Benchmark
Facilities	Equipment	Maintenance	Bus Washer	1	EA	Van Buren Public Transit	1987	\$720.00	15	Yes
Facilities	Equipment	Maintenance	Cart	1	EA	Huron Transit Corporation	1992	\$336.00	15	Yes
Facilities	Equipment	Maintenance	Cart	1	EA	St. Joseph County Transportation Authority	1980	\$360.00	15	Yes
Facilities	Equipment	Maintenance	Fuel Island	1	EA	Clare County Transit Corporation	2012	\$240.00	15	No
Facilities	Equipment	Maintenance	Fuel Island	1	EA	Clinton Area Transit System	2017	\$240.00	15	No
Facilities	Equipment	Maintenance	Fuel Island	1	EA	Crawford County Transportation Authority	1988	\$240.00	15	Yes
Facilities	Equipment	Maintenance	Fuel Island	1	EA	Crawford County Transportation Authority	1988	\$240.00	15	Yes
Facilities	Equipment	Maintenance	Fuel Island	1	EA	Huron Transit Corporation	1992	\$240.00	15	Yes
Facilities	Equipment	Maintenance	Fuel Island	1	EA	Schoolcraft County Transit Authority	1980	\$240.00	15	Yes
Facilities	Equipment	Maintenance	Fuel Tank	1	EA	Alger Transit Authority	1982	\$2,280.00	15	Yes
Facilities	Equipment	Maintenance	Fuel Tank	2	EA	Alger Transit Authority	1982	\$2,280.00	15	Yes
Facilities	Equipment	Maintenance	Fuel Tank	2	EA	Allegan County Transportation	2010	\$4,560.00	15	No
Facilities	Equipment	Maintenance	Fuel Tank	1	EA	Allegan County Transportation	2010	\$2,280.00	15	No
Facilities	Equipment	Maintenance	Fuel Tank	1	EA	ALTRAN	2016	\$2,400.00	15	No
Facilities	Equipment	Maintenance	Fuel Tank	1	EA	Arenac Public Transit Authority	1987	\$2,280.00	15	Yes
Facilities	Equipment	Maintenance	Fuel Tank	2	EA	Barry County Transit	1988	\$4,560.00	15	Yes
Facilities	Equipment	Maintenance	Fuel Tank	1	EA	Beaver Island -- Dock	2001	\$5,280.00	15	Yes
Facilities	Equipment	Maintenance	Fuel Tank	1	EA	Beaver Island -- Dock	2001	\$5,280.00	15	Yes
Facilities	Equipment	Maintenance	Fuel Tank	1	EA	Benzie Transportation Authority	2011	\$5,280.00	15	No
Facilities	Equipment	Maintenance	Fuel Tank	1	EA	Benzie Transportation Authority	2011	\$2,280.00	15	No
Facilities	Equipment	Maintenance	Fuel Tank	1	EA	Benzie Transportation Authority	2011	\$2,280.00	15	No
Facilities	Equipment	Maintenance	Fuel Tank	1	EA	Benzie Transportation Authority	2011	\$2,280.00	15	No
Facilities	Equipment	Maintenance	Fuel Tank	1	EA	Berrien County	2021	\$2,400.00	15	Yes
Facilities	Equipment	Maintenance	Fuel Tank	1	EA	Berrien County	1992	\$2,400.00	15	Yes
Facilities	Equipment	Maintenance	Fuel Tank	1	EA	Berrien County	1992	\$2,400.00	15	Yes
Facilities	Equipment	Maintenance	Fuel Tank	1	EA	Branch Area Transit Authority	1992	\$2,280.00	15	Yes
Facilities	Equipment	Maintenance	Fuel Tank	1	EA	Cadillac/Wexford Transit Authority	2009	\$2,280.00	15	No
Facilities	Equipment	Maintenance	Fuel Tank	1	EA	Cadillac/Wexford Transit Authority	1995	\$2,280.00	15	Yes
Facilities	Equipment	Maintenance	Fuel Tank	2	EA	Cadillac/Wexford Transit Authority	2010	\$10,560.00	15	No
Facilities	Equipment	Maintenance	Fuel Tank	1	EA	Cadillac/Wexford Transit Authority	2010	\$5,280.00	15	No
Facilities	Equipment	Maintenance	Fuel Tank	1	EA	Cass County Transportation Authority	2009	\$2,280.00	15	No

Asset Category	Sub-Category	Asset Class	Asset Name	Quantity	Units	Transit System	Year Acquired	Replacement Value	Useful Life Benchmark	At or Past Useful Life Benchmark
Facilities	Equipment	Maintenance	Fuel Tank	1	EA	Charlevoix County Public Transportation	1988	\$5,280.00	15	Yes
Facilities	Equipment	Maintenance	Fuel Tank	5	EA	Clare County Transit Corporation	2012	\$11,400.00	15	No
Facilities	Equipment	Maintenance	Fuel Tank	3	EA	Crawford County Transportation Authority	1988	\$15,840.00	15	Yes
Facilities	Equipment	Maintenance	Fuel Tank	2	EA	Eastern U.P. Transportation Authority	1993	\$4,560.00	15	Yes
Facilities	Equipment	Maintenance	Fuel Tank	1	EA	Eaton County Transportation Authority	15	\$2,280.00	15	Yes
Facilities	Equipment	Maintenance	Fuel Tank	1	EA	Eaton County Transportation Authority	15	\$2,280.00	15	Yes
Facilities	Equipment	Maintenance	Fuel Tank	1	EA	Friendship Center Of Emmet County	2005	\$2,280.00	15	Yes
Facilities	Equipment	Maintenance	Fuel Tank	2	EA	Gladwin City/County Transit	1980	\$4,560.00	15	Yes
Facilities	Equipment	Maintenance	Fuel Tank	1	EA	Greater Lapeer Transportation Authority	2002	\$2,280.00	15	Yes
Facilities	Equipment	Maintenance	Fuel Tank	4	EA	Houghton Motor Transit Line	1982	\$9,120.00	15	Yes
Facilities	Equipment	Maintenance	Fuel Tank	1	EA	Houghton Motor Transit Line	1982	\$2,280.00	15	Yes
Facilities	Equipment	Maintenance	Fuel Tank	1	EA	Huron Transit Corporation	1992	\$2,280.00	15	Yes
Facilities	Equipment	Maintenance	Fuel Tank	1	EA	Huron Transit Corporation	1992	\$2,280.00	15	Yes
Facilities	Equipment	Maintenance	Fuel Tank	1	EA	Huron Transit Corporation	1992	\$2,280.00	15	Yes
Facilities	Equipment	Maintenance	Fuel Tank	4	EA	Ionia County Commission on Aging	2002	\$21,120.00	15	Yes
Facilities	Equipment	Maintenance	Fuel Tank	1	EA	Kalkaska Public Transit Authority	1998	\$5,280.00	15	Yes
Facilities	Equipment	Maintenance	Fuel Tank	3	EA	Ludington Mass Transportation	2004	\$6,840.00	15	Yes
Facilities	Equipment	Maintenance	Fuel Tank	1	EA	Marshall, City of (Facility 1)	1986	\$2,880.00	15	Yes
Facilities	Equipment	Maintenance	Fuel Tank	1	EA	Marshall, City of (Facility 1)	1986	\$2,280.00	15	Yes
Facilities	Equipment	Maintenance	Fuel Tank	1	EA	Pioneer Resources Muskegon	2021	\$2,880.00	15	No
Facilities	Equipment	Maintenance	Fuel Tank	2	EA	Pioneer Resources Muskegon	1988	\$4,560.00	15	Yes
Facilities	Equipment	Maintenance	Fuel Tank	1	EA	Presque Isle County COA	1978	\$5,280.00	15	Yes
Facilities	Equipment	Maintenance	Fuel Tank	1	EA	Roscommon County Transportation Authority	1988	\$2,880.00	15	Yes
Facilities	Equipment	Maintenance	Fuel Tank	1	EA	Roscommon County Transportation Authority	2021	\$2,880.00	15	No
Facilities	Equipment	Maintenance	Fuel Tank	1	EA	Sanilac Transit Authority Regional Services	2008	\$2,280.00	15	No
Facilities	Equipment	Maintenance	Fuel Tank	1	EA	Schoolcraft County Transit Authority	1980	\$2,280.00	15	Yes
Facilities	Equipment	Maintenance	Fuel Tank	1	EA	Schoolcraft County Transit Authority	1980	\$840.00	15	Yes

Asset Category	Sub-Category	Asset Class	Asset Name	Quantity	Units	Transit System	Year Acquired	Replacement Value	Useful Life Benchmark	At or Past Useful Life Benchmark
Facilities	Equipment	Maintenance	Fuel Tank	1	EA	St. Joseph County Transportation Authority	1980	\$2,280.00	15	Yes
Facilities	Equipment	Maintenance	Fuel Tank	1	EA	Yates Township	1987	\$2,280.00	15	Yes
Facilities	Equipment	Maintenance	Hoist	1	EA	Big Rapids Dial A Ride	2003	\$33,600.00	15	No
Facilities	Equipment	Maintenance	Hoist	1	EA	Marquette County Transit Authority	2004	\$15,300	15	Yes
Facilities	Equipment	Maintenance	Hoist	2	EA	St. Joseph County Transportation Authority	1980	\$67,200.00	15	Yes
Facilities	Equipment	Maintenance	Hoist	1	EA	Thunderbay Transportation Authority	2021	\$33,600.00	15	No
Facilities	Equipment	Maintenance	Hoist	1	EA	Van Buren Public Transit	1987	\$33,600.00	15	Yes
Facilities	Equipment	Maintenance	Lifts - Fixed	1	EA	Alger Transit Authority	1982	\$242,883.92	15	Yes
Facilities	Equipment	Maintenance	Lifts - Fixed	1	EA	ALTRAN	2016	\$9,600.00	15	No
Facilities	Equipment	Maintenance	Lifts - Fixed	1	EA	Antrim County Transit	1970	\$6,600.00	15	Yes
Facilities	Equipment	Maintenance	Lifts - Fixed	1	EA	Barry County Transit	1988	\$242,884.46	15	Yes
Facilities	Equipment	Maintenance	Lifts - Fixed	1	EA	Benzie Transportation Authority	2011	\$242,884.46	15	No
Facilities	Equipment	Maintenance	Lifts - Fixed	1	EA	Berrien County	1992	\$9,600.00	15	Yes
Facilities	Equipment	Maintenance	Lifts - Fixed	1	EA	Branch Area Transit Authority	1992	\$6,600.00	15	Yes
Facilities	Equipment	Maintenance	Lifts - Fixed	1	EA	Cass County Transportation Authority	1977	\$6,600.00	15	Yes
Facilities	Equipment	Maintenance	Lifts - Fixed	1	EA	Charlevoix County Public Transportation	2019	\$6,600.00	15	No
Facilities	Equipment	Maintenance	Lifts - Fixed	1	EA	City of Hancock	2011	\$242,883.92	15	No
Facilities	Equipment	Maintenance	Lifts - Fixed	2	EA	Clare County Transit Corporation	2012	\$485,767.84	15	No
Facilities	Equipment	Maintenance	Lifts - Fixed	1	EA	Crawford County Transportation Authority	2016	\$6,600.00	15	No
Facilities	Equipment	Maintenance	Lifts - Fixed	1	EA	Delta Area Transit Authority	1989	\$242,883.92	15	Yes
Facilities	Equipment	Maintenance	Lifts - Fixed	1	EA	Eaton County Transportation Authority	1980	\$242,884.46	15	Yes
Facilities	Equipment	Maintenance	Lifts - Fixed	2	EA	Gladwin City/County Transit	1980	\$485,767.84	15	Yes
Facilities	Equipment	Maintenance	Lifts - Fixed	1	EA	Gogebic County Transit	1996	\$242,883.92	15	Yes
Facilities	Equipment	Maintenance	Lifts - Fixed	2	EA	Houghton Motor Transit Line	1982	\$9,600.00	15	Yes
Facilities	Equipment	Maintenance	Lifts - Fixed	2	EA	Huron Transit Corporation	1992	\$485,767.84	15	Yes
Facilities	Equipment	Maintenance	Lifts - Fixed	1	EA	Huron Transit Corporation	1992	\$242,884.46	15	Yes
Facilities	Equipment	Maintenance	Lifts - Fixed	1	EA	Interurban Transit Authority	1990	\$19,200.00	15	Yes
Facilities	Equipment	Maintenance	Lifts - Fixed	1	EA	Ionia Dial-A-Ride	2002	\$6,600.00	15	Yes
Facilities	Equipment	Maintenance	Lifts - Fixed	1	EA	Ionia Dial-A-Ride	2002	\$6,600.00	15	Yes
Facilities	Equipment	Maintenance	Lifts - Fixed	1	EA	Ionia-Dial-A-Ride	1989	\$242,884.46	15	Yes

Asset Category	Sub-Category	Asset Class	Asset Name	Quantity	Units	Transit System	Year Acquired	Replacement Value	Useful Life Benchmark	At or Past Useful Life Benchmark
Facilities	Equipment	Maintenance	Lifts - Fixed	2	EA	Kalkaska - Public Transit Facility	2004	\$485,768.92	15	Yes
Facilities	Equipment	Maintenance	Lifts - Fixed	1	EA	Kalkaska Public Transit Authority	1998	\$6,600.00	15	Yes
Facilities	Equipment	Maintenance	Lifts - Fixed	2	EA	Ludington Mass Transportation Authority	2004	\$38,400.00	15	Yes
Facilities	Equipment	Maintenance	Lifts - Fixed	2	EA	Manistee County Transportation	1984	\$13,200.00	15	Yes
Facilities	Equipment	Maintenance	Lifts - Fixed	1	EA	Marshall, City of (Facility 1)	1986	\$242,884.46	15	Yes
Facilities	Equipment	Maintenance	Lifts - Fixed	1	EA	Marshall, City of (Facility 2) (City bus garage)	2019	\$6,600.00	15	No
Facilities	Equipment	Maintenance	Lifts - Fixed	1	EA	Mecosta Osceola Transit Authority	1999	\$242,883.92	15	Yes
Facilities	Equipment	Maintenance	Lifts - Fixed	1	EA	Ogemaw County Public Transportation	1998	\$242,884.46	15	Yes
Facilities	Equipment	Maintenance	Lifts - Fixed	1	EA	Otsego County Bus System	2017	\$6,600.00	15	No
Facilities	Equipment	Maintenance	Lifts - Fixed	2	EA	Otsego County Bus System	1994	\$13,200.00	15	Yes
Facilities	Equipment	Maintenance	Lifts - Fixed	2	EA	Pioneer Resources Muskegon	1988	\$485,768.92	15	Yes
Facilities	Equipment	Maintenance	Lifts - Fixed	2	EA	Roscommon County Transportation Authority	1988	\$38,400.00	15	Yes
Facilities	Equipment	Maintenance	Lifts - Fixed	1	EA	Sanilac Transit Authority Regional Services	2008	\$242,883.92	15	No
Facilities	Equipment	Maintenance	Lifts - Fixed	2	EA	Schoolcraft County Transit Authority	1980	\$485,768.92	15	Yes
Facilities	Equipment	Maintenance	Lifts - Fixed	1	EA	St. Joseph County Transportation Authority	1980	\$19,200.00	15	Yes
Facilities	Equipment	Maintenance	Lifts - Fixed	1	EA	Van Buren Public Transit	1987	\$242,883.92	15	Yes
Facilities	Equipment	Maintenance	Lifts - Fixed	1	EA	Yates Township	2000	\$6,600.00	15	Yes
Facilities	Equipment	Maintenance	Lifts - Portable	4	EA	Alger Transit Authority	1982	\$48,000.00	15	Yes
Facilities	Equipment	Maintenance	Lifts - Portable	3	EA	Allegan County Transportation	2010	\$36,000.00	15	No
Facilities	Equipment	Maintenance	Lifts - Portable	4	EA	ALTRAN	2016	\$48,000.00	15	No
Facilities	Equipment	Maintenance	Lifts - Portable	1	EA	Benzie Transportation Authority	2011	\$12,000.00	15	No
Facilities	Equipment	Maintenance	Lifts - Portable	1	EA	Berrien County	1992	\$12,000.00	15	Yes
Facilities	Equipment	Maintenance	Lifts - Fixed	1	EA	Cadillac/Wexford Transit Authority	2001	\$6,600.00	15	Yes
Facilities	Equipment	Maintenance	Lifts - Portable	4	EA	Clinton Area Transit System	2017	\$26,400.00	15	No
Facilities	Equipment	Maintenance	Lifts - Portable	4	EA	Delta Area Transit Authority	1989	\$48,000.00	15	Yes
Facilities	Equipment	Maintenance	Lifts - Portable	1	EA	Gogebic County Transit	1996	\$12,000.00	15	Yes
Facilities	Equipment	Maintenance	Lifts - Portable	4	EA	Gogebic County Transit	1996	\$48,000.00	15	Yes
Facilities	Equipment	Maintenance	Lifts - Portable	4	EA	Greater Lapeer Transportation Authority	2002	\$48,000.00	15	Yes
Facilities	Equipment	Maintenance	Lifts - Portable	1	EA	Hillsdale Dial-A-Ride	2010	\$120.00	15	No



Asset Category	Sub-Category	Asset Class	Asset Name	Quantity	Units	Transit System	Year Acquired	Replacement Value	Useful Life Benchmark	At or Past Useful Life Benchmark
Facilities	Equipment	Maintenance	Lifts - Portable	4	EA	Huron Transit Corporation	1992	\$48,000.00	15	Yes
Facilities	Equipment	Maintenance	Lifts - Portable	18	EA	Huron Transit Corporation	1992	\$216,000.00	15	Yes
Facilities	Equipment	Maintenance	Lifts - Portable	1	EA	Huron Transit Corporation	1992	\$12,000.00	15	Yes
Facilities	Equipment	Maintenance	Lifts - Portable	4	EA	Ionia Dial-A-Ride	2002	\$26,400.00	15	Yes
Facilities	Equipment	Maintenance	Lifts - Portable	2	EA	Ionia Dial-A-Ride	2002	\$13,200.00	15	Yes
Facilities	Equipment	Maintenance	Lifts - Portable	1	EA	Kalkaska - Public Transit Facility	2004	\$12,000.00	15	Yes
Facilities	Equipment	Maintenance	Lifts - Portable	1	EA	Ludington Mass Transportation Authority	2004	\$10,000	15	Yes
Facilities	Equipment	Maintenance	Lifts - Portable	1	EA	Ontonagon County Public Transit	2001	\$12,000.00	15	Yes
Facilities	Equipment	Maintenance	Lifts - Portable	4	EA	Ontonagon County Public Transit	2001	\$48,000.00	15	Yes
Facilities	Equipment	Maintenance	Lifts - Portable	1	EA	Schoolcraft County Transit Authority	1980	\$12,000.00	15	Yes
Facilities	Equipment	Maintenance	Lifts - Portable	1	EA	St. Joseph County Transportation Authority	1980	\$12,000.00	15	yes
Facilities	Equipment	Maintenance	Lifts - Portable	9	EA	Thunderbay Transportation Authority	2017	\$59,400.00	15	No
Facilities	Equipment	Maintenance	Lifts - Portable	4	EA	Van Buren Public Transit	1987	\$48,000.00	15	Yes
Facilities	Equipment	Maintenance	Lifts - Portable	7	EA	Van Buren Public Transit	1987	\$84,000.00	15	Yes
Facilities	Equipment	Maintenance	Lifts - Portable	12	EA	Van Buren Public Transit	1987	\$144,000.00	15	Yes
Facilities	Equipment	Maintenance	Misc Equip	1	EA	Alger Transit Authority	1982	\$3,600.00	15	Yes
Facilities	Equipment	Maintenance	Misc Equip	1	EA	Alger Transit Authority	1982	\$240.00	15	Yes
Facilities	Equipment	Maintenance	Misc Equip	1	EA	Allegan County Transportation	2010	\$108.00	15	No
Facilities	Equipment	Maintenance	Misc Equip	1	EA	Allegan County Transportation	2010	\$3,600.00	15	No
Facilities	Equipment	Maintenance	Misc Equip	1	EA	Allegan County Transportation	2010	\$3,600.00	15	No
Facilities	Equipment	Maintenance	Misc Equip	2	EA	Allegan County Transportation	2010	\$24,000.00	15	No
Facilities	Equipment	Maintenance	Misc Equip	1	EA	Allegan County Transportation	2010	\$720.00	15	No
Facilities	Equipment	Maintenance	Misc Equip	1	EA	Allegan County Transportation	2010	\$2,400.00	15	No
Facilities	Equipment	Maintenance	Misc Equip	1	EA	Allegan County Transportation	2010	\$240.00	15	No
Facilities	Equipment	Maintenance	Misc Equip	1	EA	Allegan County Transportation	2010	\$8,400.00	15	No
Facilities	Equipment	Maintenance	Misc Equip	1	EA	Allegan County Transportation	2010	\$240.00	15	No
Facilities	Equipment	Maintenance	Misc Equip	1	EA	Allegan County Transportation	2010	\$240.00	15	No
Facilities	Equipment	Maintenance	Misc Equip	1	EA	Allegan County Transportation	2010	\$240.00	15	No
Facilities	Equipment	Maintenance	Misc Equip	1	EA	Allegan County Transportation	2010	\$6,000.00	15	No
Facilities	Equipment	Maintenance	Misc Equip	1	EA	ALTRAN	2016	\$7,200.00	15	No
Facilities	Equipment	Maintenance	Misc Equip	1	EA	Antrim County Transit	1970	\$3,600.00	15	Yes

Asset Category	Sub-Category	Asset Class	Asset Name	Quantity	Units	Transit System	Year Acquired	Replacement Value	Useful Life Benchmark	At or Past Useful Life Benchmark
Facilities	Equipment	Maintenance	Misc Equip	1	EA	Antrim County Transit	1970	\$1,380.00	15	Yes
Facilities	Equipment	Maintenance	Misc Equip	2	EA	Barry County Transit	1988	\$1,440.00	15	Yes
Facilities	Equipment	Maintenance	Misc Equip	1	EA	Barry County Transit	1988	\$630.00	15	Yes
Facilities	Equipment	Maintenance	Misc Equip	1	EA	Barry County Transit	1988	\$240.00	15	Yes
Facilities	Equipment	Maintenance	Misc Equip	1	EA	Barry County Transit	1988	\$1,560.00	15	Yes
Facilities	Equipment	Maintenance	Misc Equip	5	EA	Beaver Island -- Dock	2020	\$7,800.00	15	No
Facilities	Equipment	Maintenance	Misc Equip	1	EA	Beaver Island -- Dock	2001	\$600.00	15	Yes
Facilities	Equipment	Maintenance	Misc Equip	1	EA	Beaver Island -- Dock	2001	\$1,800.00	15	Yes
Facilities	Equipment	Maintenance	Misc Equip	4	EA	Benzie Transportation Authority	2011	\$1,680.00	15	No
Facilities	Equipment	Maintenance	Misc Equip	1	EA	Benzie Transportation Authority	2011	\$3,600.00	15	No
Facilities	Equipment	Maintenance	Misc Equip	1	EA	Benzie Transportation Authority	2011	\$240.00	15	No
Facilities	Equipment	Maintenance	Misc Equip	1	EA	Benzie Transportation Authority	2011	\$6,000.00	15	No
Facilities	Equipment	Maintenance	Misc Equip	1	EA	Benzie Transportation Authority	2011	\$240.00	15	No
Facilities	Equipment	Maintenance	Misc Equip	1	EA	Benzie Transportation Authority	2011	\$4,800.00	15	No
Facilities	Equipment	Maintenance	Misc Equip	1	EA	Berrien County	1992	\$3,600.00	15	Yes
Facilities	Equipment	Maintenance	Misc Equip	9	EA	Berrien County	1992	\$3,780.00	15	Yes
Facilities	Equipment	Maintenance	Misc Equip	1	EA	Berrien County	1992	\$240.00	15	Yes
Facilities	Equipment	Maintenance	Misc Equip	1	EA	Berrien County	1992	\$4,800.00	15	Yes
Facilities	Equipment	Maintenance	Misc Equip	1	EA	Berrien County	1992	\$24,000.00	15	Yes
Facilities	Equipment	Maintenance	Misc Equip	1	EA	Berrien County	1992	\$240.00	15	Yes
Facilities	Equipment	Maintenance	Misc Equip	1	EA	Branch Area Transit Authority	2002	\$6.00	15	Yes
Facilities	Equipment	Maintenance	Misc Equip	1	EA	Branch Area Transit Authority	2009	\$6.00	15	No
Facilities	Equipment	Maintenance	Misc Equip	1	EA	Branch Area Transit Authority	1992	\$3,600.00	15	Yes
Facilities	Equipment	Maintenance	Misc Equip	1	EA	Cadillac/Wexford Transit Authority	1995	\$108.00	15	Yes
Facilities	Equipment	Maintenance	Misc Equip	1	EA	Cadillac/Wexford Transit Authority	1995	\$2,400.00	15	Yes
Facilities	Equipment	Maintenance	Misc Equip	1	EA	Cadillac/Wexford Transit Authority	1995	\$360.00	15	Yes
Facilities	Equipment	Maintenance	Misc Equip	1	EA	Cadillac/Wexford Transit Authority	1995	\$240.00	15	Yes
Facilities	Equipment	Maintenance	Misc Equip	1	EA	Cadillac/Wexford Transit Authority	2010	\$12,000.00	15	No
Facilities	Equipment	Maintenance	Misc Equip	1	EA	Cadillac/Wexford Transit Authority	2010	\$240.00	15	No
Facilities	Equipment	Maintenance	Misc Equip	1	EA	Cass County Transportation Authority	1977	\$108.00	15	Yes
Facilities	Equipment	Maintenance	Misc Equip	1	EA	Cass County Transportation Authority	1977	\$360.00	15	Yes

Asset Category	Sub-Category	Asset Class	Asset Name	Quantity	Units	Transit System	Year Acquired	Replacement Value	Useful Life Benchmark	At or Past Useful Life Benchmark
Facilities	Equipment	Maintenance	Misc Equip	1	EA	Cass County Transportation Authority	1977	\$240.00	15	Yes
Facilities	Equipment	Maintenance	Misc Equip	1	EA	Cass County Transportation Authority	1977	\$240.00	15	Yes
Facilities	Equipment	Maintenance	Misc Equip	1	EA	Cass County Transportation Authority	1977	\$2,280.00	15	Yes
Facilities	Equipment	Maintenance	Misc Equip	2	EA	Charlevoix County Public Transportation	1988	\$1,680.00	15	Yes
Facilities	Equipment	Maintenance	Misc Equip	1	EA	Charlevoix County Public Transportation	1988	\$1,200.00	15	Yes
Facilities	Equipment	Maintenance	Misc Equip	1	EA	Clare County Transit Corporation	2012	\$2,280.00	15	No
Facilities	Equipment	Maintenance	Misc Equip	1	EA	Clare County Transit Corporation	2012	\$240.00	15	No
Facilities	Equipment	Maintenance	Misc Equip	1	EA	Clare County Transit Corporation	2012	\$240.00	15	No
Facilities	Equipment	Maintenance	Misc Equip	1	EA	Clare County Transit Corporation	2012	\$240.00	15	No
Facilities	Equipment	Maintenance	Misc Equip	1	EA	Clare County Transit Corporation	2012	\$840.00	15	No
Facilities	Equipment	Maintenance	Misc Equip	2	EA	Clare County Transit Corporation	2012	\$1,440.00	15	No
Facilities	Equipment	Maintenance	Misc Equip	1	EA	Clinton Area Transit System	2017	\$24,000.00	15	No
Facilities	Equipment	Maintenance	Misc Equip	17	EA	Crawford County Transportation Authority	2022	\$10,200.00	15	No
Facilities	Equipment	Maintenance	Misc Equip	1	EA	Delta Area Transit Authority	1989	\$32,708.76	15	Yes
Facilities	Equipment	Maintenance	Misc Equip	1	EA	Eastern U.P. Transportation Authority	1993	\$180.00	15	Yes
Facilities	Equipment	Maintenance	Misc Equip	1	EA	Eastern U.P. Transportation Authority	1993	\$1,560.00	15	Yes
Facilities	Equipment	Maintenance	Misc Equip	1	EA	Eastern U.P. Transportation Authority	1993	\$6,000.00	15	Yes
Facilities	Equipment	Maintenance	Misc Equip	1	EA	Eastern U.P. Transportation Authority	1993	\$240.00	15	Yes
Facilities	Equipment	Maintenance	Misc Equip	1	EA	Eaton County Transportation Authority	1980	\$2,400.00	15	Yes
Facilities	Equipment	Maintenance	Misc Equip	1	EA	Eaton County Transportation Authority	1980	\$8.69	15	Yes
Facilities	Equipment	Maintenance	Misc Equip	1	EA	Eaton County Transportation Authority	1980	\$168.00	15	Yes
Facilities	Equipment	Maintenance	Misc Equip	1	EA	Eaton County Transportation Authority	1980	\$8,400.00	15	Yes
Facilities	Equipment	Maintenance	Misc Equip	1	EA	Eaton County Transportation Authority	1980	\$108.00	15	Yes
Facilities	Equipment	Maintenance	Misc Equip	1	EA	Eaton County Transportation Authority	1980	\$1,080.00	15	Yes
Facilities	Equipment	Maintenance	Misc Equip	1	EA	Eaton County Transportation Authority	1980	\$2,400.00	15	Yes

Asset Category	Sub-Category	Asset Class	Asset Name	Quantity	Units	Transit System	Year Acquired	Replacement Value	Useful Life Benchmark	At or Past Useful Life Benchmark
Facilities	Equipment	Maintenance	Misc Equip	1	EA	Eaton County Transportation Authority	1980	\$2,400.00	15	Yes
Facilities	Equipment	Maintenance	Misc Equip	1	EA	Gladwin City/County Transit	1980	\$1,200.00	15	Yes
Facilities	Equipment	Maintenance	Misc Equip	1	EA	Gladwin City/County Transit	1980	\$1,200.00	15	Yes
Facilities	Equipment	Maintenance	Misc Equip	4	EA	Gladwin City/County Transit	1980	\$960.00	15	Yes
Facilities	Equipment	Maintenance	Misc Equip	1	EA	Gladwin City/County Transit	1980	\$1,380.00	15	Yes
Facilities	Equipment	Maintenance	Misc Equip	8	EA	Gladwin City/County Transit	1980	\$18,240.00	15	Yes
Facilities	Equipment	Maintenance	Misc Equip	6	EA	Gladwin City/County Transit	1980	\$504.00	15	Yes
Facilities	Equipment	Maintenance	Misc Equip	1	EA	Gogebic County Transit	1996	\$79,013.60	15	Yes
Facilities	Equipment	Maintenance	Misc Equip	1	EA	Gogebic County Transit	1996	\$240.00	15	Yes
Facilities	Equipment	Maintenance	Misc Equip	1	EA	Gogebic County Transit	1996	\$32,708.76	15	Yes
Facilities	Equipment	Maintenance	Misc Equip	1	EA	Gogebic County Transit	1996	\$360.00	15	Yes
Facilities	Equipment	Maintenance	Misc Equip	1	EA	Gogebic County Transit	1996	\$2,280.00	15	Yes
Facilities	Equipment	Maintenance	Misc Equip	1	EA	Greater Lapeer Transportation Authority	2002	\$36,000.00	15	Yes
Facilities	Equipment	Maintenance	Misc Equip	1	EA	Greater Lapeer Transportation Authority	2002	\$48,000.00	15	Yes
Facilities	Equipment	Maintenance	Misc Equip	4	EA	Greater Lapeer Transportation Authority	2002	\$1,440.00	15	Yes
Facilities	Equipment	Maintenance	Misc Equip	1	EA	Greater Lapeer Transportation Authority	2002	\$240.00	15	Yes
Facilities	Equipment	Maintenance	Misc Equip	1	EA	Greater Lapeer Transportation Authority	2002	\$840.00	15	Yes
Facilities	Equipment	Maintenance	Misc Equip	1	EA	Greater Lapeer Transportation Authority	2002	\$3,600.00	15	Yes
Facilities	Equipment	Maintenance	Misc Equip	1	EA	Greenville Transit	2022	\$3,000	15	No
Facilities	Equipment	Maintenance	Misc Equip	1	EA	Houghton Motor Transit Line	1982	\$1,200.00	15	Yes
Facilities	Equipment	Maintenance	Misc Equip	1	EA	Houghton Motor Transit Line	1982	\$240.00	15	Yes
Facilities	Equipment	Maintenance	Misc Equip	1	EA	Houghton Motor Transit Line	1982	\$9,600.00	15	Yes
Facilities	Equipment	Maintenance	Misc Equip	1	EA	Houghton Motor Transit Line	1982	\$7,200.00	15	Yes
Facilities	Equipment	Maintenance	Misc Equip	1	EA	Huron Transit Corporation	1992	\$168.00	15	Yes
Facilities	Equipment	Maintenance	Misc Equip	1	EA	Huron Transit Corporation	1992	\$240.00	15	Yes
Facilities	Equipment	Maintenance	Misc Equip	2	EA	Huron Transit Corporation	1992	\$840.00	15	Yes
Facilities	Equipment	Maintenance	Misc Equip	1	EA	Huron Transit Corporation	1992	\$1,200.00	15	Yes
Facilities	Equipment	Maintenance	Misc Equip	1	EA	Huron Transit Corporation	1992	\$240.00	15	Yes
Facilities	Equipment	Maintenance	Misc Equip	1	EA	Huron Transit Corporation	1992	\$168.00	15	Yes
Facilities	Equipment	Maintenance	Misc Equip	1	EA	Huron Transit Corporation	1992	\$8,400.00	15	Yes



Asset Category	Sub-Category	Asset Class	Asset Name	Quantity	Units	Transit System	Year Acquired	Replacement Value	Useful Life Benchmark	At or Past Useful Life Benchmark
Facilities	Equipment	Maintenance	Misc Equip	1	EA	Huron Transit Corporation	1992	\$8,400.00	15	Yes
Facilities	Equipment	Maintenance	Misc Equip	2	EA	Huron Transit Corporation	1992	\$1,440.00	15	Yes
Facilities	Equipment	Maintenance	Misc Equip	1	EA	Huron Transit Corporation	1992	\$62,057.82	15	Yes
Facilities	Equipment	Maintenance	Misc Equip	3	EA	Huron Transit Corporation	1992	\$720.00	15	Yes
Facilities	Equipment	Maintenance	Misc Equip	7	EA	Huron Transit Corporation	1992	\$1,260.00	15	Yes
Facilities	Equipment	Maintenance	Misc Equip	1	EA	Interurban Transit Authority	1990	\$240.00	15	Yes
Facilities	Equipment	Maintenance	Misc Equip	1	EA	Interurban Transit Authority	1990	\$240.00	15	Yes
Facilities	Equipment	Maintenance	Misc Equip	4	EA	Ionia Dial-A-Ride	2002	\$1,680.00	15	Yes
Facilities	Equipment	Maintenance	Misc Equip	1	EA	Ionia Dial-A-Ride	2002	\$360.00	15	Yes
Facilities	Equipment	Maintenance	Misc Equip	1	EA	Ionia Dial-A-Ride	2002	\$90.00	15	Yes
Facilities	Equipment	Maintenance	Misc Equip	1	EA	Ionia Dial-A-Ride	2002	\$24,000.00	15	Yes
Facilities	Equipment	Maintenance	Misc Equip	1	EA	Ionia Dial-A-Ride	2002	\$24,000.00	15	Yes
Facilities	Equipment	Maintenance	Misc Equip	1	EA	Ionia Dial-A-Ride	2002	\$480.00	15	Yes
Facilities	Equipment	Maintenance	Misc Equip	1	EA	Ionia-Dial-A-Ride	1989	\$48.00	15	Yes
Facilities	Equipment	Maintenance	Misc Equip	1	EA	Iosco Transit Corporation	1979	\$240.00	15	Yes
Facilities	Equipment	Maintenance	Misc Equip	1	EA	Iosco Transit Corporation	1979	\$3,600.00	15	Yes
Facilities	Equipment	Maintenance	Misc Equip	1	EA	Iosco Transit Corporation	1979	\$2,400.00	15	Yes
Facilities	Equipment	Maintenance	Misc Equip	1	EA	Kalkaska - Public Transit Facility	2004	\$1,200.00	15	Yes
Facilities	Equipment	Maintenance	Misc Equip	1	EA	Kalkaska - Public Transit Facility	2004	\$240.00	15	Yes
Facilities	Equipment	Maintenance	Misc Equip	1	EA	Kalkaska - Public Transit Facility	2004	\$168.00	15	Yes
Facilities	Equipment	Maintenance	Misc Equip	4	EA	Kalkaska - Public Transit Facility	2004	\$1,680.00	15	Yes
Facilities	Equipment	Maintenance	Misc Equip	1	EA	Kalkaska - Public Transit Facility	2004	\$8,400.00	15	Yes
Facilities	Equipment	Maintenance	Misc Equip	1	EA	Kalkaska - Public Transit Facility	2004	\$720.00	15	Yes
Facilities	Equipment	Maintenance	Misc Equip	1	EA	Kalkaska - Public Transit Facility	2004	\$720.00	15	Yes
Facilities	Equipment	Maintenance	Misc Equip	1	EA	Kalkaska - Public Transit Facility	2004	\$120.00	15	Yes
Facilities	Equipment	Maintenance	Misc Equip	1	EA	Kalkaska - Public Transit Facility	2018	\$240.00	15	No
Facilities	Equipment	Maintenance	Misc Equip	1	EA	Kalkaska - Public Transit Facility	2018	\$3,600.00	15	No
Facilities	Equipment	Maintenance	Misc Equip	1	EA	Key Opportunities	1976	\$840.00	15	Yes
Facilities	Equipment	Maintenance	Misc Equip	2242	SF	Manistee County Transportation	1960	\$67,260.00	15	Yes
Facilities	Equipment	Maintenance	Misc Equip	1	EA	Ludington Mass Transportation Authority	2004	\$3,600.00	15	Yes
Facilities	Equipment	Maintenance	Misc Equip	1	EA	Ludington Mass Transportation Authority	2004	\$240.00	15	Yes
Facilities	Equipment	Maintenance	Misc Equip	1	EA	Ludington Mass Transportation Authority	2004	\$108.00	15	Yes

Asset Category	Sub-Category	Asset Class	Asset Name	Quantity	Units	Transit System	Year Acquired	Replacement Value	Useful Life Benchmark	At or Past Useful Life Benchmark
Facilities	Equipment	Maintenance	Misc Equip	1	EA	Ludington Mass Transportation Authority	2004	\$168.00	15	Yes
Facilities	Equipment	Maintenance	Misc Equip	1	EA	Ludington Mass Transportation Authority	2004	\$420.00	15	Yes
Facilities	Equipment	Maintenance	Misc Equip	1	EA	Ludington Mass Transportation Authority	2017	\$3,600.00	15	Yes
Facilities	Equipment	Maintenance	Misc Equip	4	EA	Manistee County Transportation	1997	\$96,000.00	15	Yes
Facilities	Equipment	Maintenance	Misc Equip	1	EA	Marshall, City of (Facility 1)	1986	\$3,600.00	15	Yes
Facilities	Equipment	Maintenance	Misc Equip	1	EA	Mecosta Osceola Transit Authority	1999	\$840.00	15	Yes
Facilities	Equipment	Maintenance	Misc Equip	1	EA	Mecosta Osceola Transit Authority	1999	\$3,600.00	15	Yes
Facilities	Equipment	Maintenance	Misc Equip	1	EA	Mecosta Osceola Transit Authority	1999	\$840.00	15	Yes
Facilities	Equipment	Maintenance	Misc Equip	1	EA	Mecosta Osceola Transit Authority	1999	\$240.00	15	Yes
Facilities	Equipment	Maintenance	Misc Equip	1	EA	Otsego County Bus System	1994	\$960.00	15	Yes
Facilities	Equipment	Maintenance	Misc Equip	1	EA	Otsego County Bus System	1994	\$308.40	15	Yes
Facilities	Equipment	Maintenance	Misc Equip	1	EA	Otsego County Bus System	1994	\$42,000.00	15	Yes
Facilities	Equipment	Maintenance	Misc Equip	1	EA	Otsego County Bus System	1994	\$1,200.00	15	Yes
Facilities	Equipment	Maintenance	Misc Equip	1	EA	Otsego County Bus System	1994	\$6,600.00	15	Yes
Facilities	Equipment	Maintenance	Misc Equip	1	EA	Otsego County Bus System	1994	\$20,400.00	15	Yes
Facilities	Equipment	Maintenance	Misc Equip	1	EA	Otsego County Bus System	1994	\$2,400.00	15	Yes
Facilities	Equipment	Maintenance	Misc Equip	1	EA	Peoples Express	2021	\$6,480.00	15	No
Facilities	Equipment	Maintenance	Misc Equip	1	EA	Peoples Express	2021	\$1,680.00	15	No
Facilities	Equipment	Maintenance	Misc Equip	1	EA	Peoples Express	2019	\$15,600.00	15	No
Facilities	Equipment	Maintenance	Misc Equip	1	EA	Pioneer Resources Muskegon	1994	\$6,000.00	15	Yes
Facilities	Equipment	Maintenance	Misc Equip	1	EA	Pioneer Resources Muskegon	1988	\$1,200.00	15	Yes
Facilities	Equipment	Maintenance	Misc Equip	1	EA	Pioneer Resources Muskegon	1988	\$1,200.00	15	Yes
Facilities	Equipment	Maintenance	Misc Equip	1	EA	Pioneer Resources Muskegon	1988	\$240.00	15	Yes
Facilities	Equipment	Maintenance	Misc Equip	1	EA	Roscommon County Transportation Authority	1988	\$9,600.00	15	Yes
Facilities	Equipment	Maintenance	Misc Equip	1	EA	Roscommon County Transportation Authority	1988	\$240.00	15	Yes
Facilities	Equipment	Maintenance	Misc Equip	1	EA	Schoolcraft County Transit Authority	1980	\$600.00	15	Yes
Facilities	Equipment	Maintenance	Misc Equip	1	EA	Schoolcraft County Transit Authority	1980	\$168.00	15	Yes
Facilities	Equipment	Maintenance	Misc Equip	1	EA	Schoolcraft County Transit Authority	1980	\$2,400.00	15	Yes
Facilities	Equipment	Maintenance	Misc Equip	1	EA	Schoolcraft County Transit Authority	1980	\$2,400.00	15	Yes

Asset Category	Sub-Category	Asset Class	Asset Name	Quantity	Units	Transit System	Year Acquired	Replacement Value	Useful Life Benchmark	At or Past Useful Life Benchmark
Facilities	Equipment	Maintenance	Misc Equip	1	EA	Schoolcraft County Transit Authority	1980	\$8,400.00	15	Yes
Facilities	Equipment	Maintenance	Misc Equip	1	EA	Schoolcraft County Transit Authority	1980	\$36,000.00	15	Yes
Facilities	Equipment	Maintenance	Misc Equip	1	EA	Schoolcraft County Transit Authority	1980	\$360.00	15	Yes
Facilities	Equipment	Maintenance	Misc Equip	1	EA	Schoolcraft County Transit Authority	1980	\$2,400.00	15	Yes
Facilities	Equipment	Maintenance	Misc Equip	1	EA	Schoolcraft County Transit Authority	1980	\$240.00	15	Yes
Facilities	Equipment	Maintenance	Misc Equip	1	EA	Schoolcraft County Transit Authority	1980	\$1,200.00	15	Yes
Facilities	Equipment	Maintenance	Misc Equip	1	EA	Schoolcraft County Transit Authority	1980	\$1,200.00	15	Yes
Facilities	Equipment	Maintenance	Misc Equip	1	EA	Schoolcraft County Transit Authority	1980	\$1,200.00	15	Yes
Facilities	Equipment	Maintenance	Misc Equip	1	EA	Shiawassee Area Transportation Agency	2004	\$3,600.00	15	Yes
Facilities	Equipment	Maintenance	Misc Equip	48	EA	Shiawassee Area Transportation Agency	2004	\$172,800.00	15	Yes
Facilities	Equipment	Maintenance	Misc Equip	51	EA	Shiawassee Area Transportation Agency	2004	\$1,530,000.00	15	Yes
Facilities	Equipment	Maintenance	Misc Equip	1	EA	Shiawassee Area Transportation Agency	2004	\$360.00	15	Yes
Facilities	Equipment	Maintenance	Misc Equip	1	EA	Shiawassee Area Transportation Agency	2022	\$360.00	15	No
Facilities	Equipment	Maintenance	Misc Equip	1	EA	St. Joseph County Transportation Authority	1980	\$1,200.00	15	Yes
Facilities	Equipment	Maintenance	Misc Equip	1	EA	St. Joseph County Transportation Authority	1980	\$840.00	15	Yes
Facilities	Equipment	Maintenance	Misc Equip	1	EA	St. Joseph County Transportation Authority	1980	\$600.00	15	Yes
Facilities	Equipment	Maintenance	Misc Equip	1	EA	St. Joseph County Transportation Authority	1980	\$168.00	15	Yes
Facilities	Equipment	Maintenance	Misc Equip	1	EA	St. Joseph County Transportation Authority	1980	\$36,000.00	15	Yes
Facilities	Equipment	Maintenance	Misc Equip	1	EA	St. Joseph County Transportation Authority	1980	\$840.00	15	Yes
Facilities	Equipment	Maintenance	Misc Equip	1	EA	St. Joseph County Transportation Authority	1980	\$1,800.00	15	Yes
Facilities	Equipment	Maintenance	Misc Equip	1	EA	St. Joseph County Transportation Authority	1980	\$1,200.00	15	Yes
Facilities	Equipment	Maintenance	Misc Equip	1	EA	Thunderbay Transportation Authority	2017	\$660.00	15	No
Facilities	Equipment	Maintenance	Misc Equip	1	EA	Thunderbay Transportation Authority	2017	\$1,800.00	15	No

Asset Category	Sub-Category	Asset Class	Asset Name	Quantity	Units	Transit System	Year Acquired	Replacement Value	Useful Life Benchmark	At or Past Useful Life Benchmark
Facilities	Equipment	Maintenance	Misc Equip	2	EA	Thunderbay Transportation Authority	2017	\$19,200.00	15	No
Facilities	Equipment	Maintenance	Misc Equip	1	EA	Van Buren Public Transit	1987	\$240.00	15	Yes
Facilities	Equipment	Maintenance	Misc Equip	1	EA	Yates Township	1987	\$360.00	15	Yes
Facilities	Equipment	Maintenance	Misc Equip	1	EA	Yates Township	1987	\$3,600.00	15	Yes
Facilities	Equipment	Maintenance	Pollution Treatment	1	EA	Ionia-Dial-A-Ride	1989	\$630.00	15	Yes
Facilities	Equipment	Maintenance	Scrubber, Sprayer	1	EA	Benzie Transportation Authority	2011	\$8,400.00	15	No
Facilities	Equipment	Maintenance	Scrubber, Sprayer	1	EA	Berrien County	1992	\$8,400.00	15	Yes
Facilities	Equipment	Maintenance	Scrubber, Sprayer	1	EA	Eastern U.P. Transportation Authority	1993	\$840.00	15	Yes
Facilities	Equipment	Maintenance	Scrubber, Sprayer	1	EA	Eaton County Transportation Authority	2004	\$8,400.00	15	Yes
Facilities	Equipment	Maintenance	Scrubber, Sprayer	1	EA	Huron Transit Corporation	1992	\$8,400.00	15	Yes
Facilities	Equipment	Maintenance	Scrubber, Sprayer	1	EA	Huron Transit Corporation	1992	\$8,400.00	15	Yes
Facilities	Equipment	Maintenance	Scrubber, Sprayer	1	EA	Huron Transit Corporation	1992	\$8,400.00	15	Yes
Facilities	Equipment	Maintenance	Scrubber, Sprayer	1	EA	Kalkaska - Public Transit Facility	2004	\$8,400.00	15	Yes
Facilities	Equipment	Maintenance	Scrubber, Sprayer	1	EA	Ludington Mass Transportation Authority	2004	\$8,400.00	15	Yes
Facilities	Equipment	Maintenance	Scrubber, Sprayer	1	EA	Ludington Mass Transportation Authority	2004	\$8,400.00	15	Yes
Facilities	Equipment	Maintenance	Scrubber, Sprayer	2	EA	St. Joseph County Transportation Authority	1980	\$16,800.00	15	Yes
Facilities	Equipment	Maintenance	Vehicle Paintbooth	1	EA	Ionia Dial-A-Ride	2002	\$48,000.00	15	Yes
Facilities	Equipment	Maintenance	Wheel Presses	1	EA	Clare County Transit Corporation	2012	\$24,240.00	15	No
Facilities	Equipment	Maintenance	Wheel Presses	1	EA	Clare County Transit Corporation	2012	\$90.00	15	No
Facilities	Equipment	Maintenance	Wheel Presses	1	EA	Mecosta Osceola Transit Authority	1999	\$24,240.00	15	Yes
Facilities	Equipment	Maintenance	Wheel truing machines	1	EA	Allegan County Transportation	2010	\$3,600	15	No
Facilities	Equipment	Maintenance	Wheel truing machines	1	EA	Benzie Transportation Authority	2011	\$3,600	15	No
Facilities	Equipment	Maintenance	Wheel truing machines	1	EA	Berrien County	1992	\$3,600	15	Yes
Facilities	Equipment	Maintenance	Wheel truing machines	1	EA	Interurban Transit Authority	1990	\$3,600	15	Yes
Facilities	Equipment	Maintenance	Wheel truing machines	1	EA	Iosco Transit Corporation	1979	\$3,600	15	Yes
Facilities	Equipment	Maintenance	Pollution Treatment	1	EA	Ionia-Dial-A-Ride	1989	\$630.00	15	Yes
Facilities	Equipment	MIS/IT/Network Systems	Computers/Hardware	1	EA	Adrian Dial-A-Ride	2008	\$12,000.00	15	No



Asset Category	Sub-Category	Asset Class	Asset Name	Quantity	Units	Transit System	Year Acquired	Replacement Value	Useful Life Benchmark	At or Past Useful Life Benchmark
Facilities	Equipment	MIS/IT/Network Systems	Computers/Hardware	1	EA	Arenac Public Transit Authority	1987	\$12,382.34	60	No
Facilities	Equipment	MIS/IT/Network Systems	Computers/Hardware	1	EA	Arenac Public Transit Authority	1987	\$12,382.34	60	No
Facilities	Equipment	MIS/IT/Network Systems	Computers/Hardware	1	EA	Arenac Public Transit Authority	1987	\$12,382.34	60	No
Facilities	Equipment	MIS/IT/Network Systems	Computers/Hardware	1	EA	Barry County Transit	1988	\$6,000.00	15	Yes
Facilities	Equipment	MIS/IT/Network Systems	Computers/Hardware	1	EA	Big Rapids Dial A Ride	2003	\$2,400.00	15	No
Facilities	Equipment	MIS/IT/Network Systems	Computers/Hardware	1	EA	Branch Area Transit Authority	1992	\$480.00	15	Yes
Facilities	Equipment	MIS/IT/Network Systems	Computers/Hardware	7	EA	Branch Area Transit Authority	1992	\$16,800.00	15	Yes
Facilities	Equipment	MIS/IT/Network Systems	Computers/Hardware	1	EA	Branch Area Transit Authority	2017	\$300.00	15	No
Facilities	Equipment	MIS/IT/Network Systems	Computers/Hardware	1	EA	Branch Area Transit Authority	2011	\$3,000.00	15	No
Facilities	Equipment	MIS/IT/Network Systems	Computers/Hardware	2	EA	Branch Area Transit Authority	2013	\$616.80	15	No
Facilities	Equipment	MIS/IT/Network Systems	Computers/Hardware	1	EA	Cadillac/Wexford Transit Authority	1995	\$2,010.00	60	No
Facilities	Equipment	MIS/IT/Network Systems	Computers/Hardware	1	EA	Cadillac/Wexford Transit Authority	2010	\$2,400.00	60	No
Facilities	Equipment	MIS/IT/Network Systems	Computers/Hardware	1	EA	Cadillac/Wexford Transit Authority	2010	\$300.00	15	No
Facilities	Equipment	MIS/IT/Network Systems	Computers/Hardware	1	EA	Cass County Transportation Authority	1977	\$2,010.00	15	Yes
Facilities	Equipment	MIS/IT/Network Systems	Computers/Hardware	1	EA	Charlevoix County Public Transportation	1988	\$300.00	15	Yes
Facilities	Equipment	MIS/IT/Network Systems	Computers/Hardware	1	EA	City of Hancock	2011	\$2,400.00	15	No
Facilities	Equipment	MIS/IT/Network Systems	Computers/Hardware	1	EA	City of Hancock	2011	\$308.40	15	No
Facilities	Equipment	MIS/IT/Network Systems	Computers/Hardware	1	EA	Clinton Area Transit System	2017	\$7,987.56	60	No
Facilities	Equipment	MIS/IT/Network Systems	Computers/Hardware	1	EA	Crawford County Transportation Authority	1988	\$300.00	15	Yes
Facilities	Equipment	MIS/IT/Network Systems	Computers/Hardware	4	EA	Crawford County Transportation Authority	1988	\$31,950.24	60	No
Facilities	Equipment	MIS/IT/Network Systems	Computers/Hardware	6	EA	Eastern U.P. Transportation Authority	2021	\$14,400.00	15	No
Facilities	Equipment	MIS/IT/Network Systems	Computers/Hardware	1	EA	Eastern U.P. Transportation Authority	2021	\$480.00	60	No

Asset Category	Sub-Category	Asset Class	Asset Name	Quantity	Units	Transit System	Year Acquired	Replacement Value	Useful Life Benchmark	At or Past Useful Life Benchmark
Facilities	Equipment	MIS/IT/Network Systems	Computers/Hardware	1	EA	Eastern U.P. Transportation Authority	2021	\$300.00	15	No
Facilities	Equipment	MIS/IT/Network Systems	Computers/Hardware	1	EA	Eastern U.P. Transportation Authority	1993	\$12,382.34	60	No
Facilities	Equipment	MIS/IT/Network Systems	Computers/Hardware	1	EA	Friendship Center Of Emmet County	2005	\$2,640.00	60	No
Facilities	Equipment	MIS/IT/Network Systems	Computers/Hardware	1	EA	Friendship Center Of Emmet County	2005	\$7,987.20	60	No
Facilities	Equipment	MIS/IT/Network Systems	Computers/Hardware	1	EA	Friendship Center Of Emmet County	2005	\$7,987.20	60	No
Facilities	Equipment	MIS/IT/Network Systems	Computers/Hardware	1	EA	Friendship Center Of Emmet County	2005	\$7,987.20	60	No
Facilities	Equipment	MIS/IT/Network Systems	Computers/Hardware	2	EA	Friendship Center Of Emmet County	2005	\$960.00	60	No
Facilities	Equipment	MIS/IT/Network Systems	Computers/Hardware	2	EA	Gladwin - Administrative Facility	1980	\$960.00	15	Yes
Facilities	Equipment	MIS/IT/Network Systems	Computers/Hardware	2	EA	Gladwin - Administrative Facility	1980	\$480.00	60	No
Facilities	Equipment	MIS/IT/Network Systems	Computers/Hardware	1	EA	Gladwin - Administrative Facility	1980	\$240.00	60	No
Facilities	Equipment	MIS/IT/Network Systems	Computers/Hardware	1	EA	Gladwin - Administrative Facility	1980	\$7,987.20	60	No
Facilities	Equipment	MIS/IT/Network Systems	Computers/Hardware	1	EA	Gladwin - Administrative Facility	1980	\$7,987.20	60	No
Facilities	Equipment	MIS/IT/Network Systems	Computers/Hardware	1	EA	Gladwin - Administrative Facility	1980	\$3,000.00	60	No
Facilities	Equipment	MIS/IT/Network Systems	Computers/Hardware	1	EA	Gogebic County Transit	1996	\$600.00	15	Yes
Facilities	Equipment	MIS/IT/Network Systems	Computers/Hardware	1	EA	Gogebic County Transit	1996	\$480.00	60	No
Facilities	Equipment	MIS/IT/Network Systems	Computers/Hardware	1	EA	Gogebic County Transit	1996	\$3,000.00	15	Yes
Facilities	Equipment	MIS/IT/Network Systems	Computers/Hardware	3	EA	Gogebic County Transit	1996	\$9,000.00	15	Yes
Facilities	Equipment	MIS/IT/Network Systems	Computers/Hardware	1	EA	Gogebic County Transit	1996	\$7,987.20	60	No
Facilities	Equipment	MIS/IT/Network Systems	Computers/Hardware	3	EA	Greater Lapeer Transportation Authority	2002	\$7,200.00	15	Yes
Facilities	Equipment	MIS/IT/Network Systems	Computers/Hardware	4	EA	Greater Lapeer Transportation Authority	2002	\$9,600.00	15	Yes
Facilities	Equipment	MIS/IT/Network Systems	Computers/Hardware	1	EA	Greater Lapeer Transportation Authority	2002	\$300.00	15	Yes
Facilities	Equipment	MIS/IT/Network Systems	Computers/Hardware	1	EA	Greater Lapeer Transportation Authority	2002	\$480.00	60	No

Asset Category	Sub-Category	Asset Class	Asset Name	Quantity	Units	Transit System	Year Acquired	Replacement Value	Useful Life Benchmark	At or Past Useful Life Benchmark
Facilities	Equipment	MIS/IT/Network Systems	Computers/Hardware	1	EA	Greater Lapeer Transportation Authority	2002	\$3,000.00	15	Yes
Facilities	Equipment	MIS/IT/Network Systems	Computers/Hardware	1	EA	Greater Lapeer Transportation Authority	2002	\$7,987.20	60	No
Facilities	Equipment	MIS/IT/Network Systems	Computers/Hardware	1	EA	Hillsdale Dial-A-Ride	2010	\$3,000.00	60	No
Facilities	Equipment	MIS/IT/Network Systems	Computers/Hardware	1	EA	Hillsdale Dial-A-Ride	2014	\$2,400.00	15	No
Facilities	Equipment	MIS/IT/Network Systems	Computers/Hardware	1	EA	Hillsdale Dial-A-Ride	2010	\$300.00	15	No
Facilities	Equipment	MIS/IT/Network Systems	Computers/Hardware	1	EA	Hillsdale Dial-A-Ride	2010	\$308.40	15	No
Facilities	Equipment	MIS/IT/Network Systems	Computers/Hardware	1	EA	Houghton Motor Transit Line	1982	\$960.00	60	No
Facilities	Equipment	MIS/IT/Network Systems	Computers/Hardware	3	EA	Huron Transit Corporation	1992	\$7,200.00	15	Yes
Facilities	Equipment	MIS/IT/Network Systems	Computers/Hardware	1	EA	Huron Transit Corporation	1992	\$300.00	15	Yes
Facilities	Equipment	MIS/IT/Network Systems	Computers/Hardware	4	EA	Huron Transit Corporation	1992	\$1,200.00	15	Yes
Facilities	Equipment	MIS/IT/Network Systems	Computers/Hardware	4	EA	Huron Transit Corporation	1992	\$1,200.00	15	Yes
Facilities	Equipment	MIS/IT/Network Systems	Computers/Hardware	1	EA	Huron Transit Corporation	1992	\$7,987.20	60	No
Facilities	Equipment	MIS/IT/Network Systems	Computers/Hardware	1	EA	Huron Transit Corporation	1992	\$2,400.00	15	Yes
Facilities	Equipment	MIS/IT/Network Systems	Computers/Hardware	5	EA	Huron Transit Corporation	1992	\$151,542.00	15	Yes
Facilities	Equipment	MIS/IT/Network Systems	Computers/Hardware	1	EA	Kalkaska - Public Transit Facility	2004	\$12,382.34	60	No
Facilities	Equipment	MIS/IT/Network Systems	Computers/Hardware	5	EA	Kalkaska Public Transit Authority	1998	\$12,000.00	60	No
Facilities	Equipment	MIS/IT/Network Systems	Computers/Hardware	1	EA	Manistee County Transportation	1984	\$300.00	15	Yes
Facilities	Equipment	MIS/IT/Network Systems	Computers/Hardware	1	EA	Marshall, City of (Facility 1)	1986	\$12,382.34	60	No
Facilities	Equipment	MIS/IT/Network Systems	Computers/Hardware	1	EA	Ogemaw County Public Transportation	1998	\$12,382.34	60	No
Facilities	Equipment	MIS/IT/Network Systems	Computers/Hardware	2	EA	Ontonagon County Public Transit	2001	\$4,800.00	15	Yes
Facilities	Equipment	MIS/IT/Network Systems	Computers/Hardware	1	EA	Ontonagon County Public Transit	2001	\$308.40	15	Yes
Facilities	Equipment	MIS/IT/Network Systems	Computers/Hardware	1	EA	Ontonagon County Public Transit	2001	\$300.00	15	Yes

Asset Category	Sub-Category	Asset Class	Asset Name	Quantity	Units	Transit System	Year Acquired	Replacement Value	Useful Life Benchmark	At or Past Useful Life Benchmark
Facilities	Equipment	MIS/IT/Network Systems	Computers/Hardware	1	EA	Oscoda County Area Transit Specialists	2019	\$90.00	15	No
Facilities	Equipment	MIS/IT/Network Systems	Computers/Hardware	1	EA	Otsego County Bus System	1994	\$7,987.56	60	No
Facilities	Equipment	MIS/IT/Network Systems	Computers/Hardware	6	EA	Peoples Express	2019	\$14,400.00	15	No
Facilities	Equipment	MIS/IT/Network Systems	Computers/Hardware	4	EA	Peoples Express	2020	\$9,600.00	15	No
Facilities	Equipment	MIS/IT/Network Systems	Computers/Hardware	3	EA	Peoples Express	2019	\$7,200.00	15	No
Facilities	Equipment	MIS/IT/Network Systems	Computers/Hardware	2	EA	Peoples Express	2019	\$600.00	15	No
Facilities	Equipment	MIS/IT/Network Systems	Computers/Hardware	1	EA	Peoples Express	2019	\$300.00	15	No
Facilities	Equipment	MIS/IT/Network Systems	Computers/Hardware	1	EA	Peoples Express	2019	\$300.00	15	No
Facilities	Equipment	MIS/IT/Network Systems	Computers/Hardware	2	EA	Peoples Express	2019	\$360.00	15	No
Facilities	Equipment	MIS/IT/Network Systems	Computers/Hardware	1	EA	Peoples Express	2019	\$7,987.56	60	No
Facilities	Equipment	MIS/IT/Network Systems	Computers/Hardware	1	EA	Peoples Express	2019	\$7,987.56	60	No
Facilities	Equipment	MIS/IT/Network Systems	Computers/Hardware	1	EA	Pioneer Resources Muskegon	1988	\$2,400.00	15	Yes
Facilities	Equipment	MIS/IT/Network Systems	Computers/Hardware	2	EA	Sanilac Transit Authority Regional Services	2008	\$4,800.00	15	No
Facilities	Equipment	MIS/IT/Network Systems	Computers/Hardware	3	EA	Sanilac Transit Authority Regional Services	2008	\$900.00	15	No
Facilities	Equipment	MIS/IT/Network Systems	Computers/Hardware	1	EA	Sanilac Transit Authority Regional Services	2008	\$7,987.20	60	No
Facilities	Equipment	MIS/IT/Network Systems	Computers/Hardware	1	EA	Sanilac Transit Authority Regional Services	2008	\$120,000.00	15	No
Facilities	Equipment	MIS/IT/Network Systems	Computers/Hardware	10	EA	Schoolcraft County Transit Authority	1980	\$24,000.00	15	Yes
Facilities	Equipment	MIS/IT/Network Systems	Computers/Hardware	2	EA	Schoolcraft County Transit Authority	1980	\$1,200.00	15	Yes
Facilities	Equipment	MIS/IT/Network Systems	Computers/Hardware	1	EA	Schoolcraft County Transit Authority	1980	\$480.00	60	No
Facilities	Equipment	MIS/IT/Network Systems	Computers/Hardware	1	EA	Schoolcraft County Transit Authority	1980	\$300.00	15	Yes
Facilities	Equipment	MIS/IT/Network Systems	Computers/Hardware	5	EA	Shiawassee Area Transportation Agency	2004	\$2,400.00	15	Yes
Facilities	Equipment	MIS/IT/Network Systems	Computers/Hardware	5	EA	Shiawassee Area Transportation Agency	2004	\$1,500.00	15	Yes



Asset Category	Sub-Category	Asset Class	Asset Name	Quantity	Units	Transit System	Year Acquired	Replacement Value	Useful Life Benchmark	At or Past Useful Life Benchmark
Facilities	Equipment	MIS/IT/Network Systems	Computers/Hardware	2	EA	Shiawassee Area Transportation Agency	2004	\$616.80	15	Yes
Facilities	Equipment	MIS/IT/Network Systems	Computers/Hardware	2	EA	Shiawassee Area Transportation Agency	2004	\$616.80	15	Yes
Facilities	Equipment	MIS/IT/Network Systems	Computers/Hardware	1	EA	Shiawassee Area Transportation Agency	2004	\$12,382.34	60	No
Facilities	Equipment	MIS/IT/Network Systems	Computers/Hardware	6	EA	Van Buren Public Transit	1987	\$14,400.00	15	Yes
Facilities	Equipment	MIS/IT/Network Systems	Computers/Hardware	2	EA	Van Buren Public Transit	1987	\$600.00	15	Yes
Facilities	Equipment	MIS/IT/Network Systems	Computers/Hardware	1	EA	Van Buren Public Transit	1987	\$480.00	60	No
Facilities	Equipment	MIS/IT/Network Systems	Computers/Hardware	4	EA	Van Buren Public Transit	1987	\$1,200.00	15	Yes
Facilities	Equipment	MIS/IT/Network Systems	Computers/Hardware	6	EA	Yates Township	1987	\$14,400.00	15	Yes
Facilities	Equipment	MIS/IT/Network Systems	Computers/Hardware	1	EA	Yates Township	1987	\$300.00	15	Yes
Facilities	Storage Yard	-	-	1	EA	Kalkaska Public Transit Authority	2000	\$120,000.00	60	No
Facilities	Storage Yard	-	-	509	SF	Oscoda County Area Transit Specialists	2019	\$2,748.60	60	No
Systems	Communications	Radio	-	1	EA	Cass County Transportation Authority	1977	\$308.40	15	Yes
Systems	Communications	Radio	-	4	EA	Friendship Center Of Emmet County	2005	\$1,233.60	15	Yes
Systems	Communications	Radio	-	1	EA	Gladwin - Administrative Facility	1980	\$120,000.00	15	Yes
Systems	Communications	Radio	-	1	EA	Gogebic County Transit	1996	\$120,000.00	15	Yes
Systems	Communications	Radio	-	3	EA	Greater Lapeer Transportation Authority	2002	\$360,000.00	15	Yes
Systems	Communications	Radio	-	1	EA	Interurban Transit Authority	1990	\$600.00	15	Yes
Systems	Communications	Radio	-	1	EA	Mecosta Osceola Transit Authority	1999	\$630.00	15	Yes
Systems	Communications	Radio	-	1	EA	Ontonagon County Public Transit	2001	\$630.00	15	Yes
Systems	Communications	Radio	-	3	EA	Pioneer Resources Muskegon	2007	\$360,000.00	15	Yes
Systems	Communications	Radio	-	1	EA	Roscommon County Transportation Authority	1988	\$240,00.00	15	Yes
Systems	Communications	Radio	-	1	EA	Sanilac Transit Authority Regional Services	2008	\$240,000.00	15	No
Systems	Communications	Radio	-	1	EA	St. Joseph County Transportation Authority	1980	\$240,000.00	15	Yes
Systems	Communications	Radio	-	5	EA	Van Buren Public Transit	1987	\$1,542.00	15	Yes
Systems	Communications	Radio	Radio Antenna	1	EA	Alger Transit Authority	2016	\$308.40	15	Yes
Systems	Communications	Radio	Radio Antenna	1	EA	Cadillac/Wexford Transit Authority	1995	\$308.40	15	Yes

Asset Category	Sub-Category	Asset Class	Asset Name	Quantity	Units	Transit System	Year Acquired	Replacement Value	Useful Life Benchmark	At or Past Useful Life Benchmark
Systems	Communications	Radio	Radio Antenna	1	EA	Friendship Center of Emmet County	2005	\$308.40	15	Yes
Systems	Communications	Radio	Radio Antenna	1	EA	Gogebic County Transit	1996	\$630.00	15	Yes
Systems	Communications	Radio	Radio Antenna	1	EA	Houghton Motor Transit Line - Bus garage	1982	\$308.40	15	Yes
Systems	Communications	Radio	Radio Antenna	1	EA	Huron Transit Corporation	1992	\$308.40	15	Yes
Systems	Communications	Radio	Radio Antenna	1	EA	Interurban Transit Authority	1990	\$200,000	15	Yes
Systems	Communications	Radio	Radio Antenna	1	EA	Iosco Transit Corporation	1979	\$308.40	15	Yes
Systems	Communications	Radio	Radio Antenna	1	EA	Otsego County Bus System	1994	\$308.40	15	Yes
Systems	Communications	Radio	Transmitter	1	EA	Adrian Dial-A-Ride	2008	\$120,000.00	15	No
Systems	Communications	Radio	Transmitter	1	EA	Ionia Dial-A-Ride	2011	\$120,000.00	15	No
Systems	Communications	Radio	Transmitter	1	EA	Key Opportunities	1976	\$120,000.00	15	Yes
Systems	Communications	Radio	Transmitter	1	EA	Ogemaw County Public Transportation	1998	\$120,000.00	15	Yes
Systems	Communications	Radio	Transmitter	1	EA	Oscoda County Area Transit Specialists	2019	\$120,000.00	15	No
Systems	Communications	Radio	Transmitter	1	EA	Oscoda County Area Transit Specialists	2019	\$120,000.00	15	No
Systems	Communications	Radio	Transmitter	1	EA	Otsego County Bus System	1994	\$120,000.00	15	Yes
Systems	Communications	Radio	Transmitter	1	EA	Pioneer Resources Muskegon	1988	\$120,000.00	15	Yes
Systems	Communications	Radio	Transmitter	1	EA	Schoolcraft County Transit Authority	1980	\$120,000.00	15	Yes
Systems	Communications	Radio	Transmitter	1	EA	Thunderbay Transportation Authority	2017	\$120,000.00	15	No
Systems	Communications	Safety and Security	-	1	EA	Delta Area Transit Authority	2022	\$1,800.00	15	No
Systems	Communications	Safety and Security	CCTV	1	EA	Alger Transit Authority	1982	\$1,861.73	15	Yes
Systems	Communications	Safety and Security	CCTV	1	EA	Alger Transit Authority	2012	\$1,861.73	15	Yes
Systems	Communications	Safety and Security	CCTV	1	EA	Allegan County Transportation	2010	\$1,861.73	15	No
Systems	Communications	Safety and Security	CCTV	5	EA	Allegan County Transportation	2010	\$9,308.67	15	No
Systems	Communications	Safety and Security	CCTV	1	EA	Allegan County Transportation	2010	\$1,861.73	15	No
Systems	Communications	Safety and Security	CCTV	1	EA	ALTRAN	2016	\$1,861.73	15	No
Systems	Communications	Safety and Security	CCTV	1	EA	Antrim County Transit	1970	\$1,861.73	15	Yes
Systems	Communications	Safety and Security	CCTV	1	EA	Barry County Transit	1988	\$1,861.73	15	Yes

Asset Category	Sub-Category	Asset Class	Asset Name	Quantity	Units	Transit System	Year Acquired	Replacement Value	Useful Life Benchmark	At or Past Useful Life Benchmark
Systems	Communications	Safety and Security	CCTV	1	EA	Barry County Transit	1988	\$1,861.73	15	Yes
Systems	Communications	Safety and Security	CCTV	4	EA	Barry County Transit	1988	\$7,446.94	15	Yes
Systems	Communications	Safety and Security	CCTV	2	EA	Belding Dial-A-Ride	2002	\$3,723.47	Yes	Yes
Systems	Communications	Safety and Security	CCTV	4	EA	Big Rapids Dial A Ride	2003	\$7,446.94	15	No
Systems	Communications	Safety and Security	CCTV	3	EA	Branch Area Transit Authority	2002	\$5,585.20	15	Yes
Systems	Communications	Safety and Security	CCTV	2	EA	Branch Area Transit Authority	1992	\$3,723.47	15	Yes
Systems	Communications	Safety and Security	CCTV	2	EA	Cadillac/Wexford Transit Authority	2019	\$3,723.47	15	No
Systems	Communications	Safety and Security	CCTV	1	EA	Cadillac/Wexford Transit Authority	2010	\$1,861.73	15	No
Systems	Communications	Safety and Security	CCTV	11	EA	Charlevoix County Public Transportation	1988	\$19,800.00	15	Yes
Systems	Communications	Safety and Security	CCTV	3	EA	Charlevoix County Public Transportation	1988	\$5,585.20	15	Yes
Systems	Communications	Safety and Security	CCTV	2	EA	Clare County Transit Corporation	2012	\$3,723.47	15	No
Systems	Communications	Safety and Security	CCTV	2	EA	Clinton Area Transit System	2017	\$3,723.47	15	No
Systems	Communications	Safety and Security	CCTV	1	EA	Clinton Area Transit System	2017	\$1,861.73	15	No
Systems	Communications	Safety and Security	CCTV	1	EA	Clinton Area Transit System	2021	\$1,861.73	15	No
Systems	Communications	Safety and Security	CCTV	1	EA	Crawford County Transportation Authority	1988	\$830.40	15	Yes
Systems	Communications	Safety and Security	CCTV	1	EA	Eaton County Transportation Authority	1980	\$1,861.73	15	Yes
Systems	Communications	Safety and Security	CCTV	1	EA	Eaton County Transportation Authority	1980	\$1,861.73	15	Yes
Systems	Communications	Safety and Security	CCTV	1	EA	Friendship Center Of Emmet County	2005	\$1,800.00	15	Yes
Systems	Communications	Safety and Security	CCTV	2	EA	Friendship Center of Emmet County	2005	\$3,600.00	15	Yes
Systems	Communications	Safety and Security	CCTV	3	EA	Gladwin City/County Transit	1980	\$5,585.20	15	Yes
Systems	Communications	Safety and Security	CCTV	3	EA	Gladwin City/County Transit	1980	\$5,585.20	15	Yes
Systems	Communications	Safety and Security	CCTV	1	EA	Gogebic County Transit	1996	\$1,861.73	15	Yes

Asset Category	Sub-Category	Asset Class	Asset Name	Quantity	Units	Transit System	Year Acquired	Replacement Value	Useful Life Benchmark	At or Past Useful Life Benchmark
Systems	Communications	Safety and Security	CCTV	16	EA	Greater Lapeer Transportation Authority	2002	\$29,787.75	15	Yes
Systems	Communications	Safety and Security	CCTV	1	EA	Houghton Motor Transit Line	1992	\$1,861.73	15	Yes
Systems	Communications	Safety and Security	CCTV	2	EA	Houghton Motor Transit Line	1992	\$3,723.47	15	Yes
Systems	Communications	Safety and Security	CCTV	36	EA	Huron Transit Corporation	1992	\$67,022.45	15	Yes
Systems	Communications	Safety and Security	CCTV	1	EA	Ionia Dial-A-Ride	2022	\$1,861.73	15	No
Systems	Communications	Safety and Security	CCTV	1	EA	Ionia Dial-A-Ride	2002	\$1,861.73	15	Yes
Systems	Communications	Safety and Security	CCTV	1	EA	Isabella County Transportation Commission	2004	\$1,861.73	15	Yes
Systems	Communications	Safety and Security	CCTV	6	EA	Kalkaska - Public Transit Facility	2004	\$11,170.41	15	Yes
Systems	Communications	Safety and Security	CCTV	1	EA	Kalkaska - Public Transit Facility	2004	\$1,861.73	15	Yes
Systems	Communications	Safety and Security	CCTV	1	EA	Kalkaska Public Transit Authority	1998	\$1,800.00	15	Yes
Systems	Communications	Safety and Security	CCTV	1	EA	Kalkaska Public Transit Authority	2008	\$1,861.73	15	No
Systems	Communications	Safety and Security	CCTV	6	EA	Mecosta Osceola Transit Authority	1999	\$11,170.41	15	Yes
Systems	Communications	Safety and Security	CCTV	1	EA	Ludington Mass Transportation Authority	2004	\$1,861.73	15	Yes
Systems	Communications	Safety and Security	CCTV	1	EA	Ludington Mass Transportation Authority	2004	\$1,861.73	15	Yes
Systems	Communications	Safety and Security	CCTV	1	EA	Ludington Mass Transportation Authority	2004	\$1,861.73	15	Yes
Systems	Communications	Safety and Security	CCTV	1	EA	Ogemaw County Public Transportation	1998	\$1,861.73	15	Yes
Systems	Communications	Safety and Security	CCTV	1	EA	Peoples Express	2019	\$1,861.73	15	No
Systems	Communications	Safety and Security	CCTV	1	EA	Pioneer Resources Muskegon	1988	\$1,861.73	15	Yes
Systems	Communications	Safety and Security	CCTV	1	EA	Pioneer Resources Muskegon	1988	\$1,861.73	15	Yes
Systems	Communications	Safety and Security	CCTV	2	EA	Pioneer Resources Muskegon	1994	\$3,723.47	15	Yes
Systems	Communications	Safety and Security	CCTV	2	EA	Pioneer Resources Muskegon	1988	\$3,723.47	15	Yes
Systems	Communications	Safety and Security	CCTV	2	EA	Pioneer Resources Muskegon	1994	\$3,723.47	15	Yes



Asset Category	Sub-Category	Asset Class	Asset Name	Quantity	Units	Transit System	Year Acquired	Replacement Value	Useful Life Benchmark	At or Past Useful Life Benchmark
Systems	Communications	Safety and Security	CCTV	1	EA	Roscommon County Transit Authority	1988	\$1,861.73	15	Yes
Systems	Communications	Safety and Security	CCTV	2	EA	Roscommon County Transit Authority	2010	\$3,723.47	15	No
Systems	Communications	Safety and Security	CCTV	16	EA	Sanilac Transit Authority Regional Services	2008	\$29,787.75	15	No
Systems	Communications	Safety and Security	CCTV	1	EA	Schoolcraft County Transit Authority	1980	\$1,861.73	15	Yes
Systems	Communications	Safety and Security	CCTV	4	EA	Schoolcraft County Transit Authority	1980	\$7,446.94	15	Yes
Systems	Communications	Safety and Security	CCTV	1	EA	Schoolcraft County Transit Authority	1980	\$1,861.73	15	Yes
Systems	Communications	Safety and Security	CCTV	2	EA	Schoolcraft County Transit Authority	1980	\$3,723.47	15	Yes
Systems	Communications	Safety and Security	CCTV	1	EA	Schoolcraft County Transit Authority	1980	\$1,861.73	15	Yes
Systems	Communications	Safety and Security	CCTV	1	EA	St. Joseph County Transportation Authority	1980	\$1,861.73	15	Yes
Systems	Communications	Safety and Security	CCTV	1	EA	St. Joseph County Transportation Authority	1980	\$1,861.73	15	Yes
Systems	Communications	Safety and Security	CCTV	2	EA	St. Joseph County Transportation Authority	1980	\$3,600.00	15	Yes
Systems	Communications	Safety and Security	CCTV	1	EA	Van Buren Public Transit	1987	\$1,861.73	15	Yes
Systems	Communications	Safety and Security	CCTV	16	EA	Van Buren Public Transit	1987	\$29,787.75	15	Yes
Systems	Communications	Safety and Security	CCTV	21	EA	Yates Township	1987	\$37,800.00	15	Yes
Systems	Communications	Safety and Security	CCTV	4	EA	Yates Township	1987	\$7,446.94	15	Yes
Systems	Communications	Safety and Security	Fire & Emergency Management System (F&EM)	1	EA	Branch Area Transit Authority	1992	\$2,880.00	15	Yes
Systems	Communications	Safety and Security	Fire & Emergency Management System (F&EM)	1	EA	Kalkaska - Public Transit Facility	2004	\$7,200.00	15	Yes
Systems	Communications	Safety and Security	Intrusion Detection System (IDS)	1	EA	Belding Dial-A-Ride	2002	\$2,491.20	15	Yes
Systems	Communications	Safety and Security	Intrusion Detection System (IDS)	1	EA	Branch Area Transit Authority	1992	\$830.40	15	Yes
Systems	Communications	Safety and Security	Intrusion Detection System (IDS)	1	EA	Clare County Transit Corporation	2012	\$2,400.00	15	No
Systems	Communications	Safety and Security	Intrusion Detection System (IDS)	1	EA	Marquette County Transit Authority	2004	\$1,861.73	15	Yes

Asset Category	Sub-Category	Asset Class	Asset Name	Quantity	Units	Transit System	Year Acquired	Replacement Value	Useful Life Benchmark	At or Past Useful Life Benchmark
Systems	Communications	Safety and Security	Intrusion Detection System (IDS)	1	EA	Ogemaw County Public Transportation	1998	\$1,800.00	15	Yes
Systems	Communications	Safety and Security	Intrusion Detection System (IDS)	1	EA	Peoples Express	2019	\$1,800.00	15	No
Systems	Communications	Safety and Security	Intrusion Detection System (IDS)	1	EA	Shiawassee Area Transportation Agency	2004	\$1,800.00	15	Yes
Systems	Communications	Safety and Security	Intrusion Detection System (IDS)	1	EA	Thunderbay Transportation Authority	2017	\$480.00	15	No
Systems	ITS	GPS	-	1	EA	Manistee County Transportation	1984	\$120.00	15	Yes
Systems	Revenue Collection	Central Revenue Collection	Vault	1	EA	Ionia-Dial-A-Ride	1989	\$960.00	60	No
Vehicles	Non-Revenue Vehicles	Car	-	1	EA	Barry County Transit	2020	\$62,057.82	4	No
Vehicles	Non-Revenue Vehicles	Car	-	1	EA	Barry County Transit	2011	\$44,930.36	4	Yes
Vehicles	Non-Revenue Vehicles	Car	-	1	EA	Bay Area Transportation Authority	2014	\$45,600.00	5	Yes
Vehicles	Non-Revenue Vehicles	Car	-	1	EA	Bay Area Transportation Authority	2019	\$45,600.00	2	Yes
Vehicles	Non-Revenue Vehicles	Car	-	1	EA	Benzie Transportation Authority	2018	\$37,234.69	6	No
Vehicles	Non-Revenue Vehicles	Car	-	1	EA	Branch Area Transit Authority	2004	\$36,000.00	6	Yes
Vehicles	Non-Revenue Vehicles	Car	-	1	EA	Cadillac/Wexford Transit Authority	2008	\$25,200.00	4	Yes
Vehicles	Non-Revenue Vehicles	Car	-	1	EA	Cass County Transportation Authority	2012	\$26,400.00	6	Yes
Vehicles	Non-Revenue Vehicles	Car	-	1	EA	Charlevoix County Public Transportation	2014	\$28,800.00	4	Yes
Vehicles	Non-Revenue Vehicles	Car	-	1	EA	Clare County Transit Corporation	2002	\$30,000.00	4	Yes
Vehicles	Non-Revenue Vehicles	Car	-	1	EA	Clare County Transit Corporation	2005	\$60,000.00	5	Yes
Vehicles	Non-Revenue Vehicles	Car	-	1	EA	Delta Area Transit Authority	2004	\$30,000.00	5	Yes
Vehicles	Non-Revenue Vehicles	Car	-	1	EA	Delta Area Transit Authority	2019	\$36,000.00	5	No
Vehicles	Non-Revenue Vehicles	Car	-	1	EA	Delta Area Transit Authority	2015	\$36,000.00	5	Yes
Vehicles	Non-Revenue Vehicles	Car	-	1	EA	Eastern U.P. Transportation Authority	2010	\$28,800.00	7	Yes
Vehicles	Non-Revenue Vehicles	Car	-	1	EA	Eaton County Transportation Authority	2008	\$33,600.00	4	Yes
Vehicles	Non-Revenue Vehicles	Car	-	1	EA	Gladwin City/County Transit	2019	\$36,000.00	5	No

Asset Category	Sub-Category	Asset Class	Asset Name	Quantity	Units	Transit System	Year Acquired	Replacement Value	Useful Life Benchmark	At or Past Useful Life Benchmark
Vehicles	Non-Revenue Vehicles	Car	-	1	EA	Greater Lapeer Transportation Authority	2009	\$37,200.00	5	Yes
Vehicles	Non-Revenue Vehicles	Car	-	1	EA	Hancock, City of	2009	\$30,000.00	4	Yes
Vehicles	Non-Revenue Vehicles	Car	-	1	EA	Huron Transit Corporation	2013	\$36,000.00	4	Yes
Vehicles	Non-Revenue Vehicles	Mini-van	-	1	EA	Interurban Transit Authority	2020	\$30,000.00	4	No
Vehicles	Non-Revenue Vehicles	Truck	-	1	EA	Ionia Dial-A-Ride	2015	\$36,000.00	4	Yes
Vehicles	Non-Revenue Vehicles	Car	-	1	EA	Isabella County Transportation Commission	2018	\$28,800.00	4	Yes
Vehicles	Non-Revenue Vehicles	Car	-	1	EA	Kalkaska Public Transit Authority	2002	\$30,000.00	6	Yes
Vehicles	Non-Revenue Vehicles	Car	-	1	EA	Ludington Mass Transportation Authority	2018	\$38,400.00	4	Yes
Vehicles	Non-Revenue Vehicles	Car	-	1	EA	Manistee County Transportation, Inc.	2020	\$28,800.00	4	No
Vehicles	Non-Revenue Vehicles	Car	-	1	EA	Ontonagon County Public Transit	2019	\$37,200.00	4	No
Vehicles	Non-Revenue Vehicles	Car	-	1	EA	Roscommon County Transportation Authority	2013	\$31,200.00	5	Yes
Vehicles	Non-Revenue Vehicles	Car	-	1	EA	Roscommon County Transportation Authority	2014	\$31,200.00	5	Yes
Vehicles	Non-Revenue Vehicles	Car	-	1	EA	Shiawassee Area Transportation Agency	2013	\$30,000.00	4	Yes
Vehicles	Non-Revenue Vehicles	Car	-	1	EA	St. Joseph County Transportation Authority	2010	\$21,600.00	4	Yes
Vehicles	Non-Revenue Vehicles	Car	-	1	EA	U.P. Community Service Inc.	2017	\$33,600.00	1	Yes
Vehicles	Non-Revenue Vehicles	Car	-	1	EA	U.P. Community Service Inc.	2017	\$33,600.00	1	Yes
Vehicles	Non-Revenue Vehicles	Car	-	1	EA	Yates Township	2012	\$30,000.00	4	Yes
Vehicles	Non-Revenue Vehicles	Special	-	1	EA	Cadillac/Wexford Transit Authority	2007	\$52,800.00	5	Yes
Vehicles	Non-Revenue Vehicles	Special	-	1	EA	Cheboygan County COA	2007	\$38,400.00	15	Yes
Vehicles	Non-Revenue Vehicles	Special	-	1	EA	Huron Transit Corporation	2015	\$60,000.00	4	Yes
Vehicles	Non-Revenue Vehicles	Special	-	1	EA	Yates Township	2020	\$180,859.34	7	No
Vehicles	Non-Revenue Vehicles	Truck	-	1	EA	Alger Transit Authority	2020	\$60,000.00	4	No

Asset Category	Sub-Category	Asset Class	Asset Name	Quantity	Units	Transit System	Year Acquired	Replacement Value	Useful Life Benchmark	At or Past Useful Life Benchmark
Vehicles	Non-Revenue Vehicles	Truck	-	1	EA	Alma Transit Center	2019	\$64,540.14	7	No
Vehicles	Non-Revenue Vehicles	Truck	-	1	EA	Antrim County Transit	2003	\$37,234.69	8	Yes
Vehicles	Non-Revenue Vehicles	Truck	-	1	EA	Antrim County Transit	2011	\$49,646.26	6	Yes
Vehicles	Non-Revenue Vehicles	Truck	-	1	EA	Bay Area Transportation Authority	2019	\$62,057.82	5	No
Vehicles	Non-Revenue Vehicles	Truck	-	1	EA	Bay Area Transportation Authority	2005	\$62,057.82	4	Yes
Vehicles	Non-Revenue Vehicles	Truck	-	1	EA	Bay Area Transportation Authority	2011	\$62,057.82	4	Yes
Vehicles	Non-Revenue Vehicles	Truck	-	1	EA	Benzie Transportation Authority	2021	\$62,057.82	10	No
Vehicles	Non-Revenue Vehicles	Truck	-	1	EA	Berrien County	2011	\$36,000.00	4	Yes
Vehicles	Non-Revenue Vehicles	Truck	-	1	EA	Branch Area Transit Authority	2005	\$36,000.00	4	Yes
Vehicles	Non-Revenue Vehicles	Truck	-	1	EA	Cadillac/Wexford Transit Authority	2014	\$62,057.82	4	Yes
Vehicles	Non-Revenue Vehicles	Truck	-	1	EA	Cass County Transportation Authority	2015	\$36,000.00	4	Yes
Vehicles	Non-Revenue Vehicles	Truck	-	1	EA	Charlevoix County Public Transportation	2014	\$36,000.00	4	Yes
Vehicles	Non-Revenue Vehicles	Truck	-	1	EA	Clare County Transit Corporation	2008	\$62,400.00	6	Yes
Vehicles	Non-Revenue Vehicles	Truck	-	1	EA	Clinton Area Transit System	2010	\$43,200.00	4	Yes
Vehicles	Non-Revenue Vehicles	Truck	-	1	EA	Delta Area Transit Authority	2008	\$36,000.00	5	Yes
Vehicles	Non-Revenue Vehicles	Truck	-	1	EA	Eastern U.P. Transportation Authority	2020	\$60,000.00	5	No
Vehicles	Non-Revenue Vehicles	Truck	-	1	EA	Eastern U.P. Transportation Authority	2018	\$36,000.00	5	No
Vehicles	Non-Revenue Vehicles	Truck	-	1	EA	Eastern U.P. Transportation Authority	2017	\$38,400.00	4	Yes
Vehicles	Non-Revenue Vehicles	Truck	-	1	EA	Eastern U.P. Transportation Authority	2017	\$38,400.00	4	Yes
Vehicles	Non-Revenue Vehicles	Truck	-	1	EA	Eaton County Transportation Authority	2016	\$36,000.00	6	Yes
Vehicles	Non-Revenue Vehicles	Truck	-	1	EA	Gogebic County Transit	2009	\$57,600.00	4	Yes
Vehicles	Non-Revenue Vehicles	Truck	-	1	EA	Greater Lapeer Transportation Authority	2003	\$37,200.00	5	Yes



Asset Category	Sub-Category	Asset Class	Asset Name	Quantity	Units	Transit System	Year Acquired	Replacement Value	Useful Life Benchmark	At or Past Useful Life Benchmark
Vehicles	Non-Revenue Vehicles	Truck	-	1	EA	Houghton Motor Transit Line	2010	\$36,000.00	4	Yes
Vehicles	Non-Revenue Vehicles	Truck	-	1	EA	Huron Transit Corporation	2020	\$48,000.00	4	No
Vehicles	Non-Revenue Vehicles	Truck	-	1	EA	Huron Transit Corporation	2020	\$37,200.00	4	No
Vehicles	Non-Revenue Vehicles	Truck	-	1	EA	Huron Transit Corporation	2007	\$37,200.00	4	Yes
Vehicles	Non-Revenue Vehicles	Truck	-	1	EA	Huron Transit Corporation	2008	\$37,200.00	4	Yes
Vehicles	Non-Revenue Vehicles	Truck	-	1	EA	Iosco Transit Corporation	2009	\$42,000.00	6	Yes
Vehicles	Non-Revenue Vehicles	Truck	-	1	EA	Isabella County Transportation Commission	2014	\$70,910.10	6	Yes
Vehicles	Non-Revenue Vehicles	Truck	-	1	EA	Ludington Mass Transportation Authority	2018	\$38,400.00	4	Yes
Vehicles	Non-Revenue Vehicles	Truck	-	1	EA	Manistee County Transportation, Inc.	2007	\$180,859.34	4	Yes
Vehicles	Non-Revenue Vehicles	Truck	-	1	EA	Marquette County Transit Authority	2000	\$20,400.00	10	Yes
Vehicles	Non-Revenue Vehicles	Truck	-	1	EA	Marquette County Transit Authority	2012	\$115,436.87	5	Yes
Vehicles	Non-Revenue Vehicles	Truck	-	1	EA	Marquette County Transit Authority	2015	\$76,393.48	7	Yes
Vehicles	Non-Revenue Vehicles	Truck	-	1	EA	Ogemaw County Public Transportation	2018	\$36,000.00	7	No
Vehicles	Non-Revenue Vehicles	Truck	-	1	EA	Ontonagon County Public Transit	2012	\$36,000.00	6	Yes
Vehicles	Non-Revenue Vehicles	Truck	-	1	EA	Otsego County Bus System	2007	\$33,600.00	5	Yes
Vehicles	Non-Revenue Vehicles	Truck	-	1	EA	Peoples Express	2021	\$36,000.00	4	No
Vehicles	Non-Revenue Vehicles	Truck	-	1	EA	Pioneer Resources - Muskegon	2018	\$38,400.00	4	Yes
Vehicles	Non-Revenue Vehicles	Truck	-	1	EA	Roscommon County Transportation Authority	2008	\$39,717.01	5	Yes
Vehicles	Non-Revenue Vehicles	Truck	-	1	EA	Roscommon County Transportation Authority	2000	\$38,400.00	5	Yes
Vehicles	Non-Revenue Vehicles	Truck	-	1	EA	Sanilac Transit Authority Regional Services	2015	\$36,000.00	4	Yes
Vehicles	Non-Revenue Vehicles	Truck	-	1	EA	Eastern U.P. Transportation Authority	2003	\$36,000.00	4	Yes
Vehicles	Non-Revenue Vehicles	Truck	-	1	EA	St. Joseph County Transportation Authority	2014	\$36,000.00	4	Yes

Asset Category	Sub-Category	Asset Class	Asset Name	Quantity	Units	Transit System	Year Acquired	Replacement Value	Useful Life Benchmark	At or Past Useful Life Benchmark
Vehicles	Non-Revenue Vehicles	Truck	-	1	EA	Van Buren Public Transit	2013	\$30,165.42	5	Yes
Vehicles	Non-Revenue Vehicles	Truck	-	1	EA	Van Buren Public Transit	2016	\$26,684.79	5	Yes
Vehicles	Non-Revenue Vehicles	Truck	-	1	EA	Yates Township	2009	\$36,000.00	2	Yes
Vehicles	Non-Revenue Vehicles	Truck	-	1	EA	Yates Township	2019	\$38,400.00	4	No
Vehicles	Revenue Vehicles	Bus	Bus (<30 ft)	1	EA	Adrian Dial-A-Ride	2015	\$254,673.20	10	No
Vehicles	Revenue Vehicles	Bus	Bus (<30 ft)	1	EA	Adrian Dial-A-Ride	2015	\$254,673.20	10	No
Vehicles	Revenue Vehicles	Bus	Bus (<30 ft)	1	EA	Adrian Dial-A-Ride	2015	\$254,673.20	10	No
Vehicles	Revenue Vehicles	Bus	Bus (<30 ft)	1	EA	Adrian Dial-A-Ride	2018	\$254,673.20	10	No
Vehicles	Revenue Vehicles	Bus	Bus (<30 ft)	1	EA	Alger Transit Authority	2016	\$254,673.20	10	No
Vehicles	Revenue Vehicles	Bus	Bus (<30 ft)	1	EA	Alger Transit Authority	2016	\$254,673.20	10	No
Vehicles	Revenue Vehicles	Bus	Bus (<30 ft)	1	EA	Alger Transit Authority	2016	\$254,673.20	10	No
Vehicles	Revenue Vehicles	Bus	Bus (<30 ft)	1	EA	Alger Transit Authority	2016	\$254,673.20	10	No
Vehicles	Revenue Vehicles	Bus	Bus (<30 ft)	1	EA	Alma Transit Center	2010	\$254,673.20	10	Yes
Vehicles	Revenue Vehicles	Bus	Bus (<30 ft)	1	EA	Alma Transit Center	2019	\$254,673.20	10	No
Vehicles	Revenue Vehicles	Bus	Bus (<30 ft)	1	EA	Alma Transit Center	2019	\$254,673.20	10	No
Vehicles	Revenue Vehicles	Bus	Bus (<30 ft)	1	EA	Alma Transit Center	2019	\$254,673.20	10	No
Vehicles	Revenue Vehicles	Bus	Bus (<30 ft)	1	EA	Alma Transit Center	2019	\$254,673.20	10	No
Vehicles	Revenue Vehicles	Bus	Bus (<30 ft)	1	EA	Alma Transit Center	2019	\$254,673.20	10	No
Vehicles	Revenue Vehicles	Bus	Bus (<30 ft)	1	EA	Alma Transit Center	2019	\$254,673.20	10	No
Vehicles	Revenue Vehicles	Bus	Bus (<30 ft)	1	EA	Alma Transit Center	2019	\$254,673.20	10	No
Vehicles	Revenue Vehicles	Bus	Bus (<30 ft)	1	EA	Alma Transit Center	2020	\$254,673.20	10	No
Vehicles	Revenue Vehicles	Bus	Bus (<30 ft)	1	EA	Alma Transit Center	2020	\$254,673.20	10	No
Vehicles	Revenue Vehicles	Bus	Bus (<30 ft)	1	EA	Alma Transit Center	2020	\$254,673.20	10	No
Vehicles	Revenue Vehicles	Bus	Bus (<30 ft)	1	EA	Alma Transit Center	2020	\$254,673.20	10	No

Asset Category	Sub-Category	Asset Class	Asset Name	Quantity	Units	Transit System	Year Acquired	Replacement Value	Useful Life Benchmark	At or Past Useful Life Benchmark
Vehicles	Revenue Vehicles	Bus	Bus (<30 ft)	1	EA	Antrim County Transit	2016	\$254,673.20	10	No
Vehicles	Revenue Vehicles	Bus	Bus (<30 ft)	1	EA	Antrim County Transit	2021	\$254,673.20	10	No
Vehicles	Revenue Vehicles	Bus	Bus (<30 ft)	1	EA	Antrim County Transit	2021	\$254,673.20	10	No
Vehicles	Revenue Vehicles	Bus	Bus (<30 ft)	1	EA	Antrim County Transit	2021	\$254,673.20	10	No
Vehicles	Revenue Vehicles	Bus	Bus (<30 ft)	1	EA	Antrim County Transit	2021	\$254,673.20	10	No
Vehicles	Revenue Vehicles	Bus	Bus (<30 ft)	1	EA	Antrim County Transit	2021	\$254,673.20	10	No
Vehicles	Revenue Vehicles	Bus	Bus (<30 ft)	1	EA	Antrim County Transit	2021	\$254,673.20	10	No
Vehicles	Revenue Vehicles	Bus	Bus (<30 ft)	1	EA	Antrim County Transit	2021	\$254,673.20	10	No
Vehicles	Revenue Vehicles	Bus	Bus (<30 ft)	1	EA	Antrim County Transit	2021	\$254,673.20	10	No
Vehicles	Revenue Vehicles	Bus	Bus (<30 ft)	1	EA	Antrim County Transit	2021	\$254,673.20	10	No
Vehicles	Revenue Vehicles	Bus	Bus (<30 ft)	1	EA	Baraga/Houghton/Keweenaw CAA	2017	\$254,673.20	10	No
Vehicles	Revenue Vehicles	Bus	Bus (<30 ft)	1	EA	Barry County Transit	2018	\$254,673.20	10	No
Vehicles	Revenue Vehicles	Bus	Bus (<30 ft)	1	EA	Barry County Transit	2019	\$254,673.20	10	No
Vehicles	Revenue Vehicles	Bus	Bus (<30 ft)	1	EA	Barry County Transit	2019	\$254,673.20	10	No
Vehicles	Revenue Vehicles	Bus	Bus (<30 ft)	1	EA	Barry County Transit	2021	\$254,673.20	10	No
Vehicles	Revenue Vehicles	Bus	Bus (<30 ft)	1	EA	Barry County Transit	2021	\$254,673.20	10	No
Vehicles	Revenue Vehicles	Bus	Bus (<30 ft)	1	EA	Bay Area Transportation Authority	2010	\$254,673.20	10	Yes
Vehicles	Revenue Vehicles	Bus	Bus (<30 ft)	1	EA	Bay Area Transportation Authority	2011	\$254,673.20	10	Yes
Vehicles	Revenue Vehicles	Bus	Bus (<30 ft)	1	EA	Bay Area Transportation Authority	2011	\$254,673.20	10	Yes
Vehicles	Revenue Vehicles	Bus	Bus (<30 ft)	1	EA	Bay Area Transportation Authority	2011	\$254,673.20	10	Yes
Vehicles	Revenue Vehicles	Bus	Bus (<30 ft)	1	EA	Bay Area Transportation Authority	2011	\$254,673.20	10	Yes
Vehicles	Revenue Vehicles	Bus	Bus (<30 ft)	1	EA	Bay Area Transportation Authority	2011	\$254,673.20	10	Yes
Vehicles	Revenue Vehicles	Bus	Bus (<30 ft)	1	EA	Bay Area Transportation Authority	2011	\$254,673.20	10	Yes

Asset Category	Sub-Category	Asset Class	Asset Name	Quantity	Units	Transit System	Year Acquired	Replacement Value	Useful Life Benchmark	At or Past Useful Life Benchmark
Vehicles	Revenue Vehicles	Bus	Bus (<30 ft)	1	EA	Bay Area Transportation Authority	2011	\$254,673.20	10	Yes
Vehicles	Revenue Vehicles	Bus	Bus (<30 ft)	1	EA	Bay Area Transportation Authority	2011	\$254,673.20	10	Yes
Vehicles	Revenue Vehicles	Bus	Bus (<30 ft)	1	EA	Bay Area Transportation Authority	2011	\$254,673.20	10	Yes
Vehicles	Revenue Vehicles	Bus	Bus (<30 ft)	1	EA	Bay Area Transportation Authority	2012	\$254,673.20	10	Yes
Vehicles	Revenue Vehicles	Bus	Bus (<30 ft)	1	EA	Bay Area Transportation Authority	2012	\$254,673.20	10	Yes
Vehicles	Revenue Vehicles	Bus	Bus (<30 ft)	1	EA	Bay Area Transportation Authority	2012	\$254,673.20	10	Yes
Vehicles	Revenue Vehicles	Bus	Bus (<30 ft)	1	EA	Bay Area Transportation Authority	2012	\$254,673.20	10	Yes
Vehicles	Revenue Vehicles	Bus	Bus (<30 ft)	1	EA	Bay Area Transportation Authority	2012	\$254,673.20	10	Yes
Vehicles	Revenue Vehicles	Bus	Bus (<30 ft)	1	EA	Bay Area Transportation Authority	2012	\$254,673.20	10	Yes
Vehicles	Revenue Vehicles	Bus	Bus (<30 ft)	1	EA	Bay Area Transportation Authority	2012	\$254,673.20	10	Yes
Vehicles	Revenue Vehicles	Bus	Bus (<30 ft)	1	EA	Bay Area Transportation Authority	2012	\$254,673.20	10	Yes
Vehicles	Revenue Vehicles	Bus	Bus (<30 ft)	1	EA	Bay Area Transportation Authority	2012	\$254,673.20	10	Yes
Vehicles	Revenue Vehicles	Bus	Bus (<30 ft)	1	EA	Bay Area Transportation Authority	2016	\$254,673.20	10	No
Vehicles	Revenue Vehicles	Bus	Bus (<30 ft)	1	EA	Bay Area Transportation Authority	2016	\$254,673.20	10	No
Vehicles	Revenue Vehicles	Bus	Bus (<30 ft)	1	EA	Bay Area Transportation Authority	2016	\$254,673.20	10	No
Vehicles	Revenue Vehicles	Bus	Bus (<30 ft)	1	EA	Bay Area Transportation Authority	2016	\$254,673.20	10	No
Vehicles	Revenue Vehicles	Bus	Bus (<30 ft)	1	EA	Bay Area Transportation Authority	2017	\$254,673.20	10	No
Vehicles	Revenue Vehicles	Bus	Bus (<30 ft)	1	EA	Bay Area Transportation Authority	2017	\$254,673.20	10	No
Vehicles	Revenue Vehicles	Bus	Bus (<30 ft)	1	EA	Bay Area Transportation Authority	2017	\$254,673.20	10	No
Vehicles	Revenue Vehicles	Bus	Bus (<30 ft)	1	EA	Bay Area Transportation Authority	2017	\$254,673.20	10	No
Vehicles	Revenue Vehicles	Bus	Bus (<30 ft)	1	EA	Bay Area Transportation Authority	2018	\$254,673.20	10	No
Vehicles	Revenue Vehicles	Bus	Bus (<30 ft)	1	EA	Bay Area Transportation Authority	2018	\$254,673.20	10	No
Vehicles	Revenue Vehicles	Bus	Bus (<30 ft)	1	EA	Bay Area Transportation Authority	2018	\$254,673.20	10	No



Asset Category	Sub-Category	Asset Class	Asset Name	Quantity	Units	Transit System	Year Acquired	Replacement Value	Useful Life Benchmark	At or Past Useful Life Benchmark
Vehicles	Revenue Vehicles	Bus	Bus (<30 ft)	1	EA	Bay Area Transportation Authority	2018	\$254,673.20	10	No
Vehicles	Revenue Vehicles	Bus	Bus (<30 ft)	1	EA	Bay Area Transportation Authority	2018	\$254,673.20	10	No
Vehicles	Revenue Vehicles	Bus	Bus (<30 ft)	1	EA	Bay Area Transportation Authority	2019	\$254,673.20	10	No
Vehicles	Revenue Vehicles	Bus	Bus (<30 ft)	1	EA	Bay Area Transportation Authority	2019	\$254,673.20	10	No
Vehicles	Revenue Vehicles	Bus	Bus (<30 ft)	1	EA	Bay Area Transportation Authority	2019	\$254,673.20	10	No
Vehicles	Revenue Vehicles	Bus	Bus (<30 ft)	1	EA	Bay Area Transportation Authority	2019	\$254,673.20	10	No
Vehicles	Revenue Vehicles	Bus	Bus (<30 ft)	1	EA	Bay Area Transportation Authority	2020	\$254,673.20	10	No
Vehicles	Revenue Vehicles	Bus	Bus (<30 ft)	1	EA	Bay Area Transportation Authority	2020	\$254,673.20	10	No
Vehicles	Revenue Vehicles	Bus	Bus (<30 ft)	1	EA	Bay Area Transportation Authority	2020	\$254,673.20	10	No
Vehicles	Revenue Vehicles	Bus	Bus (<30 ft)	1	EA	Bay Area Transportation Authority	2020	\$254,673.20	10	No
Vehicles	Revenue Vehicles	Bus	Bus (<30 ft)	1	EA	Bay Area Transportation Authority	2020	\$254,673.20	10	No
Vehicles	Revenue Vehicles	Bus	Bus (<30 ft)	1	EA	Bay Area Transportation Authority	2020	\$254,673.20	10	No
Vehicles	Revenue Vehicles	Bus	Bus (<30 ft)	1	EA	Bay Area Transportation Authority	2020	\$254,673.20	10	No
Vehicles	Revenue Vehicles	Bus	Bus (<30 ft)	1	EA	Bay Area Transportation Authority	2020	\$254,673.20	10	No
Vehicles	Revenue Vehicles	Bus	Bus (<30 ft)	1	EA	Bay Area Transportation Authority	2020	\$254,673.20	10	No
Vehicles	Revenue Vehicles	Bus	Bus (<30 ft)	1	EA	Belding Dial-A-Ride	2011	\$254,673.20	10	Yes
Vehicles	Revenue Vehicles	Bus	Bus (<30 ft)	1	EA	Belding Dial-A-Ride	2011	\$254,673.20	10	Yes
Vehicles	Revenue Vehicles	Bus	Bus (<30 ft)	1	EA	Belding Dial-A-Ride	2014	\$254,673.20	10	No
Vehicles	Revenue Vehicles	Bus	Bus (<30 ft)	1	EA	Belding Dial-A-Ride	2019	\$254,673.20	10	No
Vehicles	Revenue Vehicles	Bus	Bus (<30 ft)	1	EA	Belding Dial-A-Ride	2019	\$254,673.20	10	No
Vehicles	Revenue Vehicles	Bus	Bus (<30 ft)	1	EA	Benzie Transportation Authority	2002	\$254,673.20	10	Yes
Vehicles	Revenue Vehicles	Bus	Bus (<30 ft)	1	EA	Benzie Transportation Authority	2013	\$254,673.20	10	No
Vehicles	Revenue Vehicles	Bus	Bus (<30 ft)	1	EA	Benzie Transportation Authority	2015	\$254,673.20	10	No

Asset Category	Sub-Category	Asset Class	Asset Name	Quantity	Units	Transit System	Year Acquired	Replacement Value	Useful Life Benchmark	At or Past Useful Life Benchmark
Vehicles	Revenue Vehicles	Bus	Bus (<30 ft)	1	EA	Benzie Transportation Authority	2016	\$254,673.20	10	No
Vehicles	Revenue Vehicles	Bus	Bus (<30 ft)	1	EA	Benzie Transportation Authority	2019	\$254,673.20	10	No
Vehicles	Revenue Vehicles	Bus	Bus (<30 ft)	1	EA	Benzie Transportation Authority	2020	\$254,673.20	10	No
Vehicles	Revenue Vehicles	Bus	Bus (<30 ft)	1	EA	Benzie Transportation Authority	2020	\$254,673.20	10	No
Vehicles	Revenue Vehicles	Bus	Bus (<30 ft)	1	EA	Benzie Transportation Authority	2020	\$254,673.20	10	No
Vehicles	Revenue Vehicles	Bus	Bus (<30 ft)	1	EA	Benzie Transportation Authority	2020	\$254,673.20	10	No
Vehicles	Revenue Vehicles	Bus	Bus (<30 ft)	1	EA	Berrien County	2012	\$254,673.20	10	Yes
Vehicles	Revenue Vehicles	Bus	Bus (<30 ft)	1	EA	Berrien County	2013	\$254,673.20	10	No
Vehicles	Revenue Vehicles	Bus	Bus (<30 ft)	1	EA	Berrien County	2019	\$254,673.20	10	No
Vehicles	Revenue Vehicles	Bus	Bus (<30 ft)	1	EA	Berrien County	2019	\$254,673.20	10	No
Vehicles	Revenue Vehicles	Bus	Bus (<30 ft)	1	EA	Berrien County	2019	\$254,673.20	10	No
Vehicles	Revenue Vehicles	Bus	Bus (<30 ft)	1	EA	Berrien County	2019	\$254,673.20	10	No
Vehicles	Revenue Vehicles	Bus	Bus (<30 ft)	1	EA	Berrien County	2019	\$254,673.20	10	No
Vehicles	Revenue Vehicles	Bus	Bus (<30 ft)	1	EA	Branch Area Transit Authority	2010	\$254,673.20	10	Yes
Vehicles	Revenue Vehicles	Bus	Bus (<30 ft)	1	EA	Branch Area Transit Authority	2010	\$254,673.20	10	Yes
Vehicles	Revenue Vehicles	Bus	Bus (<30 ft)	1	EA	Branch Area Transit Authority	2010	\$254,673.20	10	Yes
Vehicles	Revenue Vehicles	Bus	Bus (<30 ft)	1	EA	Branch Area Transit Authority	2010	\$254,673.20	10	Yes
Vehicles	Revenue Vehicles	Bus	Bus (<30 ft)	1	EA	Branch Area Transit Authority	2012	\$254,673.20	10	Yes
Vehicles	Revenue Vehicles	Bus	Bus (<30 ft)	1	EA	Branch Area Transit Authority	2013	\$254,673.20	10	No
Vehicles	Revenue Vehicles	Bus	Bus (<30 ft)	1	EA	Branch Area Transit Authority	2015	\$254,673.20	10	No
Vehicles	Revenue Vehicles	Bus	Bus (<30 ft)	1	EA	Branch Area Transit Authority	2019	\$254,673.20	10	No
Vehicles	Revenue Vehicles	Bus	Bus (<30 ft)	1	EA	Branch Area Transit Authority	2019	\$254,673.20	10	No

Asset Category	Sub-Category	Asset Class	Asset Name	Quantity	Units	Transit System	Year Acquired	Replacement Value	Useful Life Benchmark	At or Past Useful Life Benchmark
Vehicles	Revenue Vehicles	Bus	Bus (<30 ft)	1	EA	Branch Area Transit Authority	2020	\$254,673.20	10	No
Vehicles	Revenue Vehicles	Bus	Bus (<30 ft)	1	EA	Branch Area Transit Authority	2020	\$254,673.20	10	No
Vehicles	Revenue Vehicles	Bus	Bus (<30 ft)	1	EA	Cadillac/Wexford Transit Authority	2011	\$254,673.20	10	Yes
Vehicles	Revenue Vehicles	Bus	Bus (<30 ft)	1	EA	Cadillac/Wexford Transit Authority	2013	\$254,673.20	10	No
Vehicles	Revenue Vehicles	Bus	Bus (<30 ft)	1	EA	Cadillac/Wexford Transit Authority	2013	\$254,673.20	10	No
Vehicles	Revenue Vehicles	Bus	Bus (<30 ft)	1	EA	Cadillac/Wexford Transit Authority	2015	\$254,673.20	10	No
Vehicles	Revenue Vehicles	Bus	Bus (<30 ft)	1	EA	Cadillac/Wexford Transit Authority	2015	\$254,673.20	10	No
Vehicles	Revenue Vehicles	Bus	Bus (<30 ft)	1	EA	Cadillac/Wexford Transit Authority	2017	\$254,673.20	10	No
Vehicles	Revenue Vehicles	Bus	Bus (<30 ft)	1	EA	Cadillac/Wexford Transit Authority	2018	\$254,673.20	10	No
Vehicles	Revenue Vehicles	Bus	Bus (<30 ft)	1	EA	Cadillac/Wexford Transit Authority	2018	\$254,673.20	10	No
Vehicles	Revenue Vehicles	Bus	Bus (<30 ft)	1	EA	Cadillac/Wexford Transit Authority	2019	\$254,673.20	10	No
Vehicles	Revenue Vehicles	Bus	Bus (<30 ft)	1	EA	Cadillac/Wexford Transit Authority	2019	\$254,673.20	10	No
Vehicles	Revenue Vehicles	Bus	Bus (<30 ft)	1	EA	Cadillac/Wexford Transit Authority	2019	\$254,673.20	10	No
Vehicles	Revenue Vehicles	Bus	Bus (<30 ft)	1	EA	Cadillac/Wexford Transit Authority	2019	\$254,673.20	10	No
Vehicles	Revenue Vehicles	Bus	Bus (<30 ft)	1	EA	Cadillac/Wexford Transit Authority	2020	\$254,673.20	10	No
Vehicles	Revenue Vehicles	Bus	Bus (<30 ft)	1	EA	Cadillac/Wexford Transit Authority	2020	\$254,673.20	10	No
Vehicles	Revenue Vehicles	Bus	Bus (<30 ft)	1	EA	Cadillac/Wexford Transit Authority	2020	\$254,673.20	10	No
Vehicles	Revenue Vehicles	Bus	Bus (<30 ft)	1	EA	Cadillac/Wexford Transit Authority	2020	\$254,673.20	10	No
Vehicles	Revenue Vehicles	Bus	Bus (<30 ft)	1	EA	Cass County Transportation Authority	2012	\$254,673.20	10	Yes
Vehicles	Revenue Vehicles	Bus	Bus (<30 ft)	1	EA	Cass County Transportation Authority	2013	\$254,673.20	10	No
Vehicles	Revenue Vehicles	Bus	Bus (<30 ft)	1	EA	Cass County Transportation Authority	2016	\$254,673.20	10	No
Vehicles	Revenue Vehicles	Bus	Bus (<30 ft)	1	EA	Cass County Transportation Authority	2018	\$254,673.20	10	No

Asset Category	Sub-Category	Asset Class	Asset Name	Quantity	Units	Transit System	Year Acquired	Replacement Value	Useful Life Benchmark	At or Past Useful Life Benchmark
Vehicles	Revenue Vehicles	Bus	Bus (<30 ft)	1	EA	Cass County Transportation Authority	2019	\$254,673.20	10	No
Vehicles	Revenue Vehicles	Bus	Bus (<30 ft)	1	EA	Charlevoix County Public Transportation	2011	\$254,673.20	10	Yes
Vehicles	Revenue Vehicles	Bus	Bus (<30 ft)	1	EA	Charlevoix County Public Transportation	2015	\$254,673.20	10	No
Vehicles	Revenue Vehicles	Bus	Bus (<30 ft)	1	EA	Charlevoix County Public Transportation	2016	\$254,673.20	10	No
Vehicles	Revenue Vehicles	Bus	Bus (<30 ft)	1	EA	Charlevoix County Public Transportation	2017	\$254,673.20	10	No
Vehicles	Revenue Vehicles	Bus	Bus (<30 ft)	1	EA	Charlevoix County Public Transportation	2017	\$254,673.20	10	No
Vehicles	Revenue Vehicles	Bus	Bus (<30 ft)	1	EA	Charlevoix County Public Transportation	2018	\$254,673.20	10	No
Vehicles	Revenue Vehicles	Bus	Bus (<30 ft)	1	EA	Charlevoix County Public Transportation	2018	\$254,673.20	10	No
Vehicles	Revenue Vehicles	Bus	Bus (<30 ft)	1	EA	Charlevoix County Public Transportation	2018	\$254,673.20	10	No
Vehicles	Revenue Vehicles	Bus	Bus (<30 ft)	1	EA	Charlevoix County Public Transportation	2018	\$254,673.20	10	No
Vehicles	Revenue Vehicles	Bus	Bus (<30 ft)	1	EA	Charlevoix County Public Transportation	2018	\$254,673.20	10	No
Vehicles	Revenue Vehicles	Bus	Bus (<30 ft)	1	EA	Charlevoix County Public Transportation	2019	\$254,673.20	10	No
Vehicles	Revenue Vehicles	Bus	Bus (<30 ft)	1	EA	Charlevoix County Public Transportation	2019	\$254,673.20	10	No
Vehicles	Revenue Vehicles	Bus	Bus (<30 ft)	1	EA	Charlevoix County Public Transportation	2019	\$254,673.20	10	No
Vehicles	Revenue Vehicles	Bus	Bus (<30 ft)	1	EA	Charlevoix County Public Transportation	2020	\$254,673.20	10	No
Vehicles	Revenue Vehicles	Bus	Bus (<30 ft)	1	EA	Clinton Area Transit System	2012	\$254,673.20	10	Yes
Vehicles	Revenue Vehicles	Bus	Bus (<30 ft)	1	EA	Clinton Area Transit System	2012	\$254,673.20	10	Yes
Vehicles	Revenue Vehicles	Bus	Bus (<30 ft)	1	EA	Clinton Area Transit System	2013	\$254,673.20	10	No
Vehicles	Revenue Vehicles	Bus	Bus (<30 ft)	1	EA	Clinton Area Transit System	2013	\$254,673.20	10	No
Vehicles	Revenue Vehicles	Bus	Bus (<30 ft)	1	EA	Clinton Area Transit System	2014	\$254,673.20	10	No
Vehicles	Revenue Vehicles	Bus	Bus (<30 ft)	1	EA	Clinton Area Transit System	2017	\$254,673.20	10	No
Vehicles	Revenue Vehicles	Bus	Bus (<30 ft)	1	EA	Clinton Area Transit System	2017	\$254,673.20	10	No



Asset Category	Sub-Category	Asset Class	Asset Name	Quantity	Units	Transit System	Year Acquired	Replacement Value	Useful Life Benchmark	At or Past Useful Life Benchmark
Vehicles	Revenue Vehicles	Bus	Bus (<30 ft)	1	EA	Clinton Area Transit System	2018	\$254,673.20	10	No
Vehicles	Revenue Vehicles	Bus	Bus (<30 ft)	1	EA	Clinton Area Transit System	2018	\$254,673.20	10	No
Vehicles	Revenue Vehicles	Bus	Bus (<30 ft)	1	EA	Clinton Area Transit System	2018	\$254,673.20	10	No
Vehicles	Revenue Vehicles	Bus	Bus (<30 ft)	1	EA	Clinton Area Transit System	2018	\$254,673.20	10	No
Vehicles	Revenue Vehicles	Bus	Bus (<30 ft)	1	EA	Clinton Area Transit System	2019	\$254,673.20	10	No
Vehicles	Revenue Vehicles	Bus	Bus (<30 ft)	1	EA	Clinton Area Transit System	2019	\$254,673.20	10	No
Vehicles	Revenue Vehicles	Bus	Bus (<30 ft)	1	EA	Clinton Area Transit System	2019	\$254,673.20	10	No
Vehicles	Revenue Vehicles	Bus	Bus (<30 ft)	1	EA	Clinton Area Transit System	2019	\$254,673.20	10	No
Vehicles	Revenue Vehicles	Bus	Bus (<30 ft)	1	EA	Clinton Area Transit System	2019	\$254,673.20	10	No
Vehicles	Revenue Vehicles	Bus	Bus (<30 ft)	1	EA	Clinton Area Transit System	2019	\$254,673.20	10	No
Vehicles	Revenue Vehicles	Bus	Bus (<30 ft)	1	EA	Clinton Area Transit System	2019	\$254,673.20	10	No
Vehicles	Revenue Vehicles	Bus	Bus (<30 ft)	1	EA	Clinton Area Transit System	2020	\$254,673.20	10	No
Vehicles	Revenue Vehicles	Bus	Bus (<30 ft)	1	EA	Crawford County Transportation Authority	2011	\$254,673.20	10	Yes
Vehicles	Revenue Vehicles	Bus	Bus (<30 ft)	1	EA	Crawford County Transportation Authority	2020	\$254,673.20	10	No
Vehicles	Revenue Vehicles	Bus	Bus (<30 ft)	1	EA	Crawford County Transportation Authority	2020	\$254,673.20	10	No
Vehicles	Revenue Vehicles	Bus	Bus (<30 ft)	1	EA	Crawford County Transportation Authority	2020	\$254,673.20	10	No
Vehicles	Revenue Vehicles	Bus	Bus (<30 ft)	1	EA	Delta Area Transit Authority	2012	\$254,673.20	10	Yes
Vehicles	Revenue Vehicles	Bus	Bus (<30 ft)	1	EA	Delta Area Transit Authority	2012	\$254,673.20	10	Yes
Vehicles	Revenue Vehicles	Bus	Bus (<30 ft)	1	EA	Delta Area Transit Authority	2012	\$254,673.20	10	Yes
Vehicles	Revenue Vehicles	Bus	Bus (<30 ft)	1	EA	Delta Area Transit Authority	2012	\$254,673.20	10	Yes
Vehicles	Revenue Vehicles	Bus	Bus (<30 ft)	1	EA	Delta Area Transit Authority	2018	\$254,673.20	10	No
Vehicles	Revenue Vehicles	Bus	Bus (<30 ft)	1	EA	Delta Area Transit Authority	2019	\$254,673.20	10	No
Vehicles	Revenue Vehicles	Bus	Bus (<30 ft)	1	EA	Delta Area Transit Authority	2019	\$254,673.20	10	No
Vehicles	Revenue Vehicles	Bus	Bus (<30 ft)	1	EA	Delta Area Transit Authority	2019	\$254,673.20	10	No

Asset Category	Sub-Category	Asset Class	Asset Name	Quantity	Units	Transit System	Year Acquired	Replacement Value	Useful Life Benchmark	At or Past Useful Life Benchmark
Vehicles	Revenue Vehicles	Bus	Bus (<30 ft)	1	EA	Delta Area Transit Authority	2019	\$254,673.20	10	No
Vehicles	Revenue Vehicles	Bus	Bus (<30 ft)	1	EA	Delta Area Transit Authority	2019	\$254,673.20	10	No
Vehicles	Revenue Vehicles	Bus	Bus (<30 ft)	1	EA	Delta Area Transit Authority	2019	\$254,673.20	10	No
Vehicles	Revenue Vehicles	Bus	Bus (<30 ft)	1	EA	Delta Area Transit Authority	2019	\$254,673.20	10	No
Vehicles	Revenue Vehicles	Bus	Bus (<30 ft)	1	EA	Eastern U.P. Transportation Authority	2015	\$254,673.20	10	No
Vehicles	Revenue Vehicles	Bus	Bus (<30 ft)	1	EA	Eastern U.P. Transportation Authority	2017	\$254,673.20	10	No
Vehicles	Revenue Vehicles	Bus	Bus (<30 ft)	1	EA	Eastern U.P. Transportation Authority	2017	\$254,673.20	10	No
Vehicles	Revenue Vehicles	Bus	Bus (<30 ft)	1	EA	Eastern U.P. Transportation Authority	2020	\$254,673.20	10	No
Vehicles	Revenue Vehicles	Bus	Bus (<30 ft)	1	EA	Eastern U.P. Transportation Authority	2021	\$254,673.20	10	No
Vehicles	Revenue Vehicles	Bus	Bus (<30 ft)	1	EA	Eaton County Transportation Authority	2012	\$254,673.20	10	Yes
Vehicles	Revenue Vehicles	Bus	Bus (<30 ft)	1	EA	Eaton County Transportation Authority	2012	\$254,673.20	10	Yes
Vehicles	Revenue Vehicles	Bus	Bus (<30 ft)	1	EA	Eaton County Transportation Authority	2012	\$254,673.20	10	Yes
Vehicles	Revenue Vehicles	Bus	Bus (<30 ft)	1	EA	Eaton County Transportation Authority	2019	\$254,673.20	10	No
Vehicles	Revenue Vehicles	Bus	Bus (<30 ft)	1	EA	Eaton County Transportation Authority	2019	\$254,673.20	10	No
Vehicles	Revenue Vehicles	Bus	Bus (<30 ft)	1	EA	Eaton County Transportation Authority	2019	\$254,673.20	10	No
Vehicles	Revenue Vehicles	Bus	Bus (<30 ft)	1	EA	Eaton County Transportation Authority	2019	\$254,673.20	10	No
Vehicles	Revenue Vehicles	Bus	Bus (<30 ft)	1	EA	Eaton County Transportation Authority	2019	\$254,673.20	10	No
Vehicles	Revenue Vehicles	Bus	Bus (<30 ft)	1	EA	Eaton County Transportation Authority	2020	\$254,673.20	10	No
Vehicles	Revenue Vehicles	Bus	Bus (<30 ft)	1	EA	Eaton County Transportation Authority	2020	\$254,673.20	10	No
Vehicles	Revenue Vehicles	Bus	Bus (<30 ft)	1	EA	Eaton County Transportation Authority	2020	\$254,673.20	10	No
Vehicles	Revenue Vehicles	Bus	Bus (<30 ft)	1	EA	Eaton County Transportation Authority	2020	\$254,673.20	10	No

Asset Category	Sub-Category	Asset Class	Asset Name	Quantity	Units	Transit System	Year Acquired	Replacement Value	Useful Life Benchmark	At or Past Useful Life Benchmark
Vehicles	Revenue Vehicles	Bus	Bus (<30 ft)	1	EA	Eaton County Transportation Authority	2020	\$254,673.20	10	No
Vehicles	Revenue Vehicles	Bus	Bus (<30 ft)	1	EA	Eaton County Transportation Authority	2020	\$254,673.20	10	No
Vehicles	Revenue Vehicles	Bus	Bus (<30 ft)	1	EA	Eastern U.P. Transportation Authority	2015	\$254,673.20	10	No
Vehicles	Revenue Vehicles	Bus	Bus (<30 ft)	1	EA	Eastern U.P. Transportation Authority	2017	\$254,673.20	10	No
Vehicles	Revenue Vehicles	Bus	Bus (<30 ft)	1	EA	Eastern U.P. Transportation Authority	2017	\$254,673.20	10	No
Vehicles	Revenue Vehicles	Bus	Bus (<30 ft)	1	EA	Eastern U.P. Transportation Authority	2018	\$254,673.20	10	No
Vehicles	Revenue Vehicles	Bus	Bus (<30 ft)	1	EA	Eastern U.P. Transportation Authority	2018	\$254,673.20	10	No
Vehicles	Revenue Vehicles	Bus	Bus (<30 ft)	1	EA	Eastern U.P. Transportation Authority	2020	\$254,673.20	10	No
Vehicles	Revenue Vehicles	Bus	Bus (<30 ft)	1	EA	Eastern U.P. Transportation Authority	2020	\$254,673.20	10	No
Vehicles	Revenue Vehicles	Bus	Bus (<30 ft)	1	EA	Eastern U.P. Transportation Authority	2021	\$254,673.20	10	No
Vehicles	Revenue Vehicles	Bus	Bus (<30 ft)	1	EA	Eastern U.P. Transportation Authority	2021	\$254,673.20	10	No
Vehicles	Revenue Vehicles	Bus	Bus (<30 ft)	1	EA	Gladwin City/County Transit	2015	\$254,673.20	10	No
Vehicles	Revenue Vehicles	Bus	Bus (<30 ft)	1	EA	Gladwin City/County Transit	2015	\$254,673.20	10	No
Vehicles	Revenue Vehicles	Bus	Bus (<30 ft)	1	EA	Gladwin City/County Transit	2019	\$254,673.20	10	No
Vehicles	Revenue Vehicles	Bus	Bus (<30 ft)	1	EA	Gladwin City/County Transit	2019	\$254,673.20	10	No
Vehicles	Revenue Vehicles	Bus	Bus (<30 ft)	1	EA	Gladwin City/County Transit	2020	\$254,673.20	10	No
Vehicles	Revenue Vehicles	Bus	Bus (<30 ft)	1	EA	Gladwin City/County Transit	2020	\$254,673.20	10	No
Vehicles	Revenue Vehicles	Bus	Bus (<30 ft)	1	EA	Gladwin City/County Transit	2020	\$254,673.20	10	No
Vehicles	Revenue Vehicles	Bus	Bus (<30 ft)	1	EA	Gladwin City/County Transit	2020	\$254,673.20	10	No
Vehicles	Revenue Vehicles	Bus	Bus (<30 ft)	1	EA	Gladwin City/County Transit	2020	\$254,673.20	10	No
Vehicles	Revenue Vehicles	Bus	Bus (<30 ft)	1	EA	Gladwin City/County Transit	2020	\$254,673.20	10	No
Vehicles	Revenue Vehicles	Bus	Bus (<30 ft)	1	EA	Gladwin City/County Transit	2020	\$254,673.20	10	No
Vehicles	Revenue Vehicles	Bus	Bus (<30 ft)	1	EA	Gladwin City/County Transit	2020	\$254,673.20	10	No

Asset Category	Sub-Category	Asset Class	Asset Name	Quantity	Units	Transit System	Year Acquired	Replacement Value	Useful Life Benchmark	At or Past Useful Life Benchmark
Vehicles	Revenue Vehicles	Bus	Bus (<30 ft)	1	EA	Gladwin City/County Transit	2020	\$254,673.20	10	No
Vehicles	Revenue Vehicles	Bus	Bus (<30 ft)	1	EA	Gogebic County Transit	2015	\$254,673.20	10	No
Vehicles	Revenue Vehicles	Bus	Bus (<30 ft)	1	EA	Gogebic County Transit	2016	\$254,673.20	10	No
Vehicles	Revenue Vehicles	Bus	Bus (<30 ft)	1	EA	Gogebic County Transit	2016	\$254,673.20	10	No
Vehicles	Revenue Vehicles	Bus	Bus (<30 ft)	1	EA	Gogebic County Transit	2019	\$254,673.20	10	No
Vehicles	Revenue Vehicles	Bus	Bus (<30 ft)	1	EA	Gogebic County Transit	2020	\$254,673.20	10	No
Vehicles	Revenue Vehicles	Bus	Bus (<30 ft)	1	EA	Gogebic County Transit	2020	\$254,673.20	10	No
Vehicles	Revenue Vehicles	Bus	Bus (<30 ft)	1	EA	Gogebic County Transit	2021	\$254,673.20	10	No
Vehicles	Revenue Vehicles	Bus	Bus (<30 ft)	1	EA	Greater Lapeer Transportation Authority	2010	\$254,673.20	10	Yes
Vehicles	Revenue Vehicles	Bus	Bus (<30 ft)	1	EA	Greater Lapeer Transportation Authority	2010	\$254,673.20	10	Yes
Vehicles	Revenue Vehicles	Bus	Bus (<30 ft)	1	EA	Greater Lapeer Transportation Authority	2010	\$254,673.20	10	Yes
Vehicles	Revenue Vehicles	Bus	Bus (<30 ft)	1	EA	Greater Lapeer Transportation Authority	2010	\$254,673.20	10	Yes
Vehicles	Revenue Vehicles	Bus	Bus (<30 ft)	1	EA	Greater Lapeer Transportation Authority	2011	\$254,673.20	10	Yes
Vehicles	Revenue Vehicles	Bus	Bus (<30 ft)	1	EA	Greater Lapeer Transportation Authority	2011	\$254,673.20	10	Yes
Vehicles	Revenue Vehicles	Bus	Bus (<30 ft)	1	EA	Greater Lapeer Transportation Authority	2018	\$254,673.20	10	No
Vehicles	Revenue Vehicles	Bus	Bus (<30 ft)	1	EA	Greater Lapeer Transportation Authority	2018	\$254,673.20	10	No
Vehicles	Revenue Vehicles	Bus	Bus (<30 ft)	1	EA	Greater Lapeer Transportation Authority	2020	\$254,673.20	10	No
Vehicles	Revenue Vehicles	Bus	Bus (<30 ft)	1	EA	Greater Lapeer Transportation Authority	2020	\$254,673.20	10	No
Vehicles	Revenue Vehicles	Bus	Bus (<30 ft)	1	EA	Greater Lapeer Transportation Authority	2020	\$254,673.20	10	No
Vehicles	Revenue Vehicles	Bus	Bus (<30 ft)	1	EA	Greater Lapeer Transportation Authority	2020	\$254,673.20	10	No
Vehicles	Revenue Vehicles	Bus	Bus (<30 ft)	1	EA	Greater Lapeer Transportation Authority	2020	\$254,673.20	10	No
Vehicles	Revenue Vehicles	Bus	Bus (<30 ft)	1	EA	Greater Lapeer Transportation Authority	2020	\$254,673.20	10	No
Vehicles	Revenue Vehicles	Bus	Bus (<30 ft)	1	EA	Hancock, City of	2017	\$254,673.20	10	No



Asset Category	Sub-Category	Asset Class	Asset Name	Quantity	Units	Transit System	Year Acquired	Replacement Value	Useful Life Benchmark	At or Past Useful Life Benchmark
Vehicles	Revenue Vehicles	Bus	Bus (<30 ft)	1	EA	Hancock, City of	2018	\$254,673.20	10	No
Vehicles	Revenue Vehicles	Bus	Bus (<30 ft)	1	EA	Hancock, City of	2019	\$254,673.20	10	No
Vehicles	Revenue Vehicles	Bus	Bus (<30 ft)	1	EA	Hancock, City of	2019	\$254,673.20	10	No
Vehicles	Revenue Vehicles	Bus	Bus (<30 ft)	1	EA	Hancock, City of	2020	\$254,673.20	10	No
Vehicles	Revenue Vehicles	Bus	Bus (<30 ft)	1	EA	Houghton Motor Transit Line	2013	\$254,673.20	10	No
Vehicles	Revenue Vehicles	Bus	Bus (<30 ft)	1	EA	Houghton Motor Transit Line	2014	\$254,673.20	10	No
Vehicles	Revenue Vehicles	Bus	Bus (<30 ft)	1	EA	Houghton Motor Transit Line	2017	\$254,673.20	10	No
Vehicles	Revenue Vehicles	Bus	Bus (<30 ft)	1	EA	Houghton Motor Transit Line	2021	\$254,673.20	10	No
Vehicles	Revenue Vehicles	Bus	Bus (<30 ft)	1	EA	Huron Transit Corporation	2017	\$254,673.20	10	No
Vehicles	Revenue Vehicles	Bus	Bus (<30 ft)	1	EA	Huron Transit Corporation	2017	\$254,673.20	10	No
Vehicles	Revenue Vehicles	Bus	Bus (<30 ft)	1	EA	Huron Transit Corporation	2018	\$254,673.20	10	No
Vehicles	Revenue Vehicles	Bus	Bus (<30 ft)	1	EA	Huron Transit Corporation	2018	\$254,673.20	10	No
Vehicles	Revenue Vehicles	Bus	Bus (<30 ft)	1	EA	Huron Transit Corporation	2019	\$254,673.20	10	No
Vehicles	Revenue Vehicles	Bus	Bus (<30 ft)	1	EA	Interurban Transit Authority	2014	\$254,673.20	10	No
Vehicles	Revenue Vehicles	Bus	Bus (<30 ft)	1	EA	Interurban Transit Authority	2017	\$254,673.20	10	No
Vehicles	Revenue Vehicles	Bus	Bus (<30 ft)	1	EA	Interurban Transit Authority	2019	\$254,673.20	10	No
Vehicles	Revenue Vehicles	Bus	Bus (<30 ft)	1	EA	Interurban Transit Authority	2019	\$254,673.20	10	No
Vehicles	Revenue Vehicles	Bus	Bus (<30 ft)	1	EA	Interurban Transit Authority	2020	\$254,673.20	10	No
Vehicles	Revenue Vehicles	Bus	Bus (<30 ft)	1	EA	Interurban Transit Authority	2020	\$254,673.20	10	No
Vehicles	Revenue Vehicles	Bus	Bus (<30 ft)	1	EA	Ionia Dial-A-Ride	2013	\$254,673.20	10	No
Vehicles	Revenue Vehicles	Bus	Bus (<30 ft)	1	EA	Ionia Dial-A-Ride	2017	\$254,673.20	10	No
Vehicles	Revenue Vehicles	Bus	Bus (<30 ft)	1	EA	Ionia Dial-A-Ride	2018	\$254,673.20	10	No

Asset Category	Sub-Category	Asset Class	Asset Name	Quantity	Units	Transit System	Year Acquired	Replacement Value	Useful Life Benchmark	At or Past Useful Life Benchmark
Vehicles	Revenue Vehicles	Bus	Bus (<30 ft)	1	EA	Ionia Dial-A-Ride	2018	\$254,673.20	10	No
Vehicles	Revenue Vehicles	Bus	Bus (<30 ft)	1	EA	Ionia Dial-A-Ride	2019	\$254,673.20	10	No
Vehicles	Revenue Vehicles	Bus	Bus (<30 ft)	1	EA	Ionia Dial-A-Ride	2019	\$254,673.20	10	No
Vehicles	Revenue Vehicles	Bus	Bus (<30 ft)	1	EA	Ionia Dial-A-Ride	2020	\$254,673.20	10	No
Vehicles	Revenue Vehicles	Bus	Bus (<30 ft)	1	EA	Ionia Dial-A-Ride	2020	\$254,673.20	10	No
Vehicles	Revenue Vehicles	Bus	Bus (<30 ft)	1	EA	Ionia Dial-A-Ride	2020	\$254,673.20	10	No
Vehicles	Revenue Vehicles	Bus	Bus (<30 ft)	1	EA	Ionia Dial-A-Ride	2020	\$254,673.20	10	No
Vehicles	Revenue Vehicles	Bus	Bus (<30 ft)	1	EA	Isabella County Transportation Commission	2010	\$254,673.20	10	Yes
Vehicles	Revenue Vehicles	Bus	Bus (<30 ft)	1	EA	Isabella County Transportation Commission	2013	\$254,673.20	10	No
Vehicles	Revenue Vehicles	Bus	Bus (<30 ft)	1	EA	Isabella County Transportation Commission	2014	\$254,673.20	10	No
Vehicles	Revenue Vehicles	Bus	Bus (<30 ft)	1	EA	Isabella County Transportation Commission	2014	\$254,673.20	10	No
Vehicles	Revenue Vehicles	Bus	Bus (<30 ft)	1	EA	Isabella County Transportation Commission	2015	\$254,673.20	10	No
Vehicles	Revenue Vehicles	Bus	Bus (<30 ft)	1	EA	Isabella County Transportation Commission	2016	\$254,673.20	10	No
Vehicles	Revenue Vehicles	Bus	Bus (<30 ft)	1	EA	Isabella County Transportation Commission	2016	\$254,673.20	10	No
Vehicles	Revenue Vehicles	Bus	Bus (<30 ft)	1	EA	Isabella County Transportation Commission	2017	\$254,673.20	10	No
Vehicles	Revenue Vehicles	Bus	Bus (<30 ft)	1	EA	Isabella County Transportation Commission	2017	\$254,673.20	10	No
Vehicles	Revenue Vehicles	Bus	Bus (<30 ft)	1	EA	Isabella County Transportation Commission	2017	\$254,673.20	10	No
Vehicles	Revenue Vehicles	Bus	Bus (<30 ft)	1	EA	Isabella County Transportation Commission	2017	\$254,673.20	10	No
Vehicles	Revenue Vehicles	Bus	Bus (<30 ft)	1	EA	Isabella County Transportation Commission	2017	\$254,673.20	10	No
Vehicles	Revenue Vehicles	Bus	Bus (<30 ft)	1	EA	Isabella County Transportation Commission	2019	\$254,673.20	10	No
Vehicles	Revenue Vehicles	Bus	Bus (<30 ft)	1	EA	Isabella County Transportation Commission	2019	\$254,673.20	10	No
Vehicles	Revenue Vehicles	Bus	Bus (<30 ft)	1	EA	Isabella County Transportation Commission	2020	\$254,673.20	10	No
Vehicles	Revenue Vehicles	Bus	Bus (<30 ft)	1	EA	Isabella County Transportation Commission	2020	\$254,673.20	10	No
Vehicles	Revenue Vehicles	Bus	Bus (<30 ft)	1	EA	Isabella County Transportation Commission	2020	\$254,673.20	10	No

Asset Category	Sub-Category	Asset Class	Asset Name	Quantity	Units	Transit System	Year Acquired	Replacement Value	Useful Life Benchmark	At or Past Useful Life Benchmark
Vehicles	Revenue Vehicles	Bus	Bus (<30 ft)	1	EA	Isabella County Transportation Commission	2020	\$254,673.20	10	No
Vehicles	Revenue Vehicles	Bus	Bus (<30 ft)	1	EA	Isabella County Transportation Commission	2020	\$254,673.20	10	No
Vehicles	Revenue Vehicles	Bus	Bus (<30 ft)	1	EA	Isabella County Transportation Commission	2020	\$254,673.20	10	No
Vehicles	Revenue Vehicles	Bus	Bus (<30 ft)	1	EA	Kalkaska Public Transit Authority	2012	\$254,673.20	10	Yes
Vehicles	Revenue Vehicles	Bus	Bus (<30 ft)	1	EA	Kalkaska Public Transit Authority	2019	\$254,673.20	10	No
Vehicles	Revenue Vehicles	Bus	Bus (<30 ft)	1	EA	Kalkaska Public Transit Authority	2019	\$254,673.20	10	No
Vehicles	Revenue Vehicles	Bus	Bus (<30 ft)	1	EA	Ludington Mass Transportation Authority	2012	\$254,673.20	10	Yes
Vehicles	Revenue Vehicles	Bus	Bus (<30 ft)	1	EA	Ludington Mass Transportation Authority	2013	\$254,673.20	10	No
Vehicles	Revenue Vehicles	Bus	Bus (<30 ft)	1	EA	Ludington Mass Transportation Authority	2013	\$254,673.20	10	No
Vehicles	Revenue Vehicles	Bus	Bus (<30 ft)	1	EA	Ludington Mass Transportation Authority	2016	\$254,673.20	10	No
Vehicles	Revenue Vehicles	Bus	Bus (<30 ft)	1	EA	Ludington Mass Transportation Authority	2016	\$254,673.20	10	No
Vehicles	Revenue Vehicles	Bus	Bus (<30 ft)	1	EA	Ludington Mass Transportation Authority	2016	\$254,673.20	10	No
Vehicles	Revenue Vehicles	Bus	Bus (<30 ft)	1	EA	Ludington Mass Transportation Authority	2016	\$254,673.20	10	No
Vehicles	Revenue Vehicles	Bus	Bus (<30 ft)	1	EA	Ludington Mass Transportation Authority	2016	\$254,673.20	10	No
Vehicles	Revenue Vehicles	Bus	Bus (<30 ft)	1	EA	Ludington Mass Transportation Authority	2016	\$254,673.20	10	No
Vehicles	Revenue Vehicles	Bus	Bus (<30 ft)	1	EA	Marquette County Transit Authority	2011	\$254,673.20	10	Yes
Vehicles	Revenue Vehicles	Bus	Bus (<30 ft)	1	EA	Marquette County Transit Authority	2012	\$254,673.20	10	Yes
Vehicles	Revenue Vehicles	Bus	Bus (<30 ft)	1	EA	Marquette County Transit Authority	2012	\$254,673.20	10	Yes
Vehicles	Revenue Vehicles	Bus	Bus (<30 ft)	1	EA	Marquette County Transit Authority	2012	\$254,673.20	10	Yes
Vehicles	Revenue Vehicles	Bus	Bus (<30 ft)	1	EA	Marquette County Transit Authority	2012	\$254,673.20	10	Yes
Vehicles	Revenue Vehicles	Bus	Bus (<30 ft)	1	EA	Marquette County Transit Authority	2012	\$254,673.20	10	Yes
Vehicles	Revenue Vehicles	Bus	Bus (<30 ft)	1	EA	Marquette County Transit Authority	2021	\$254,673.20	10	No

Asset Category	Sub-Category	Asset Class	Asset Name	Quantity	Units	Transit System	Year Acquired	Replacement Value	Useful Life Benchmark	At or Past Useful Life Benchmark
Vehicles	Revenue Vehicles	Bus	Bus (<30 ft)	1	EA	Marquette County Transit Authority	2021	\$254,673.20	10	No
Vehicles	Revenue Vehicles	Bus	Bus (<30 ft)	1	EA	Marquette County Transit Authority	2021	\$254,673.20	10	No
Vehicles	Revenue Vehicles	Bus	Bus (<30 ft)	1	EA	Marquette County Transit Authority	2021	\$254,673.20	10	No
Vehicles	Revenue Vehicles	Bus	Bus (<30 ft)	1	EA	Marquette County Transit Authority	2021	\$254,673.20	10	No
Vehicles	Revenue Vehicles	Bus	Bus (<30 ft)	1	EA	Marshall, City of	2015	\$254,673.20	10	No
Vehicles	Revenue Vehicles	Bus	Bus (<30 ft)	1	EA	Marshall, City of	2018	\$254,673.20	10	No
Vehicles	Revenue Vehicles	Bus	Bus (<30 ft)	1	EA	Marshall, City of	2019	\$254,673.20	10	No
Vehicles	Revenue Vehicles	Bus	Bus (<30 ft)	1	EA	Marshall, City of	2020	\$254,673.20	10	No
Vehicles	Revenue Vehicles	Bus	Bus (<30 ft)	1	EA	Marshall, City of	2020	\$254,673.20	10	No
Vehicles	Revenue Vehicles	Bus	Bus (<30 ft)	1	EA	Mecosta Osceola Transit Authority	2020	\$254,673.20	10	No
Vehicles	Revenue Vehicles	Bus	Bus (<30 ft)	1	EA	Ogemaw County Public Transportation	2011	\$254,673.20	10	Yes
Vehicles	Revenue Vehicles	Bus	Bus (<30 ft)	1	EA	Ogemaw County Public Transportation	2015	\$254,673.20	10	No
Vehicles	Revenue Vehicles	Bus	Bus (<30 ft)	1	EA	Ogemaw County Public Transportation	2015	\$254,673.20	10	No
Vehicles	Revenue Vehicles	Bus	Bus (<30 ft)	1	EA	Ogemaw County Public Transportation	2015	\$254,673.20	10	No
Vehicles	Revenue Vehicles	Bus	Bus (<30 ft)	1	EA	Ogemaw County Public Transportation	2015	\$254,673.20	10	No
Vehicles	Revenue Vehicles	Bus	Bus (<30 ft)	1	EA	Ogemaw County Public Transportation	2015	\$254,673.20	10	No
Vehicles	Revenue Vehicles	Bus	Bus (<30 ft)	1	EA	Ogemaw County Public Transportation	2019	\$254,673.20	10	No
Vehicles	Revenue Vehicles	Bus	Bus (<30 ft)	1	EA	Ogemaw County Public Transportation	2019	\$254,673.20	10	No
Vehicles	Revenue Vehicles	Bus	Bus (<30 ft)	1	EA	Ogemaw County Public Transportation	2019	\$254,673.20	10	No
Vehicles	Revenue Vehicles	Bus	Bus (<30 ft)	1	EA	Ogemaw County Public Transportation	2019	\$254,673.20	10	No
Vehicles	Revenue Vehicles	Bus	Bus (<30 ft)	1	EA	Ogemaw County Public Transportation	2020	\$254,673.20	10	No
Vehicles	Revenue Vehicles	Bus	Bus (<30 ft)	1	EA	Ogemaw County Public Transportation	2020	\$254,673.20	10	No
Vehicles	Revenue Vehicles	Bus	Bus (<30 ft)	1	EA	Ogemaw County Public Transportation	2020	\$254,673.20	10	No



Asset Category	Sub-Category	Asset Class	Asset Name	Quantity	Units	Transit System	Year Acquired	Replacement Value	Useful Life Benchmark	At or Past Useful Life Benchmark
Vehicles	Revenue Vehicles	Bus	Bus (<30 ft)	1	EA	Ogemaw County Public Transportation	2020	\$254,673.20	10	No
Vehicles	Revenue Vehicles	Bus	Bus (<30 ft)	1	EA	Ontonagon County Public Transit	2013	\$254,673.20	10	No
Vehicles	Revenue Vehicles	Bus	Bus (<30 ft)	1	EA	Ontonagon County Public Transit	2015	\$254,673.20	10	No
Vehicles	Revenue Vehicles	Bus	Bus (<30 ft)	1	EA	Ontonagon County Public Transit	2016	\$254,673.20	10	No
Vehicles	Revenue Vehicles	Bus	Bus (<30 ft)	1	EA	Ontonagon County Public Transit	2017	\$254,673.20	10	No
Vehicles	Revenue Vehicles	Bus	Bus (<30 ft)	1	EA	Ontonagon County Public Transit	2018	\$254,673.20	10	No
Vehicles	Revenue Vehicles	Bus	Bus (<30 ft)	1	EA	Ontonagon County Public Transit	2020	\$254,673.20	10	No
Vehicles	Revenue Vehicles	Bus	Bus (<30 ft)	1	EA	Peoples Express	2009	\$254,673.20	10	Yes
Vehicles	Revenue Vehicles	Bus	Bus (<30 ft)	1	EA	Peoples Express	2009	\$254,673.20	10	Yes
Vehicles	Revenue Vehicles	Bus	Bus (<30 ft)	1	EA	Peoples Express	2010	\$254,673.20	10	Yes
Vehicles	Revenue Vehicles	Bus	Bus (<30 ft)	1	EA	Peoples Express	2012	\$254,673.20	10	Yes
Vehicles	Revenue Vehicles	Bus	Bus (<30 ft)	1	EA	Peoples Express	2012	\$254,673.20	10	Yes
Vehicles	Revenue Vehicles	Bus	Bus (<30 ft)	1	EA	Peoples Express	2012	\$254,673.20	10	Yes
Vehicles	Revenue Vehicles	Bus	Bus (<30 ft)	1	EA	Peoples Express	2015	\$254,673.20	10	No
Vehicles	Revenue Vehicles	Bus	Bus (<30 ft)	1	EA	Peoples Express	2019	\$254,673.20	10	No
Vehicles	Revenue Vehicles	Bus	Bus (<30 ft)	1	EA	Peoples Express	2019	\$254,673.20	10	No
Vehicles	Revenue Vehicles	Bus	Bus (<30 ft)	1	EA	Pioneer Resources - Muskegon	2013	\$254,673.20	10	No
Vehicles	Revenue Vehicles	Bus	Bus (<30 ft)	1	EA	Pioneer Resources - Muskegon	2013	\$254,673.20	10	No
Vehicles	Revenue Vehicles	Bus	Bus (<30 ft)	1	EA	Pioneer Resources - Muskegon	2013	\$254,673.20	10	No
Vehicles	Revenue Vehicles	Bus	Bus (<30 ft)	1	EA	Pioneer Resources - Muskegon	2013	\$254,673.20	10	No
Vehicles	Revenue Vehicles	Bus	Bus (<30 ft)	1	EA	Pioneer Resources - Muskegon	2015	\$254,673.20	10	No
Vehicles	Revenue Vehicles	Bus	Bus (<30 ft)	1	EA	Pioneer Resources - Muskegon	2015	\$254,673.20	10	No
Vehicles	Revenue Vehicles	Bus	Bus (<30 ft)	1	EA	Pioneer Resources - Muskegon	2015	\$254,673.20	10	No

Asset Category	Sub-Category	Asset Class	Asset Name	Quantity	Units	Transit System	Year Acquired	Replacement Value	Useful Life Benchmark	At or Past Useful Life Benchmark
Vehicles	Revenue Vehicles	Bus	Bus (<30 ft)	1	EA	Pioneer Resources - Muskegon	2015	\$254,673.20	10	No
Vehicles	Revenue Vehicles	Bus	Bus (<30 ft)	1	EA	Pioneer Resources - Muskegon	2015	\$254,673.20	10	No
Vehicles	Revenue Vehicles	Bus	Bus (<30 ft)	1	EA	Pioneer Resources - Muskegon	2017	\$254,673.20	10	No
Vehicles	Revenue Vehicles	Bus	Bus (<30 ft)	1	EA	Pioneer Resources - Muskegon	2017	\$254,673.20	10	No
Vehicles	Revenue Vehicles	Bus	Bus (<30 ft)	1	EA	Pioneer Resources - Muskegon	2017	\$254,673.20	10	No
Vehicles	Revenue Vehicles	Bus	Bus (<30 ft)	1	EA	Pioneer Resources - Muskegon	2017	\$254,673.20	10	No
Vehicles	Revenue Vehicles	Bus	Bus (<30 ft)	1	EA	Pioneer Resources - Muskegon	2019	\$254,673.20	10	No
Vehicles	Revenue Vehicles	Bus	Bus (<30 ft)	1	EA	Pioneer Resources - Muskegon	2019	\$254,673.20	10	No
Vehicles	Revenue Vehicles	Bus	Bus (<30 ft)	1	EA	Pioneer Resources - Muskegon	2019	\$254,673.20	10	No
Vehicles	Revenue Vehicles	Bus	Bus (<30 ft)	1	EA	Pioneer Resources - Muskegon	2019	\$254,673.20	10	No
Vehicles	Revenue Vehicles	Bus	Bus (<30 ft)	1	EA	Presque Isle County COA	2017	\$254,673.20	10	No
Vehicles	Revenue Vehicles	Bus	Bus (<30 ft)	1	EA	Presque Isle County COA	2018	\$254,673.20	10	No
Vehicles	Revenue Vehicles	Bus	Bus (<30 ft)	1	EA	Presque Isle County COA	2019	\$254,673.20	10	No
Vehicles	Revenue Vehicles	Bus	Bus (<30 ft)	1	EA	Roscommon County Transportation Authority	2013	\$254,673.20	10	No
Vehicles	Revenue Vehicles	Bus	Bus (<30 ft)	1	EA	Roscommon County Transportation Authority	2013	\$254,673.20	10	No
Vehicles	Revenue Vehicles	Bus	Bus (<30 ft)	1	EA	Roscommon County Transportation Authority	2015	\$254,673.20	10	No
Vehicles	Revenue Vehicles	Bus	Bus (<30 ft)	1	EA	Roscommon County Transportation Authority	2015	\$254,673.20	10	No
Vehicles	Revenue Vehicles	Bus	Bus (<30 ft)	1	EA	Roscommon County Transportation Authority	2016	\$254,673.20	10	No
Vehicles	Revenue Vehicles	Bus	Bus (<30 ft)	1	EA	Roscommon County Transportation Authority	2017	\$254,673.20	10	No
Vehicles	Revenue Vehicles	Bus	Bus (<30 ft)	1	EA	Roscommon County Transportation Authority	2018	\$254,673.20	10	No
Vehicles	Revenue Vehicles	Bus	Bus (<30 ft)	1	EA	Roscommon County Transportation Authority	2018	\$254,673.20	10	No
Vehicles	Revenue Vehicles	Bus	Bus (<30 ft)	1	EA	Roscommon County Transportation Authority	2018	\$254,673.20	10	No

Asset Category	Sub-Category	Asset Class	Asset Name	Quantity	Units	Transit System	Year Acquired	Replacement Value	Useful Life Benchmark	At or Past Useful Life Benchmark
Vehicles	Revenue Vehicles	Bus	Bus (<30 ft)	1	EA	Roscommon County Transportation Authority	2018	\$254,673.20	10	No
Vehicles	Revenue Vehicles	Bus	Bus (<30 ft)	1	EA	Roscommon County Transportation Authority	2019	\$254,673.20	10	No
Vehicles	Revenue Vehicles	Bus	Bus (<30 ft)	1	EA	Roscommon County Transportation Authority	2019	\$254,673.20	10	No
Vehicles	Revenue Vehicles	Bus	Bus (<30 ft)	1	EA	Roscommon County Transportation Authority	2019	\$254,673.20	10	No
Vehicles	Revenue Vehicles	Bus	Bus (<30 ft)	1	EA	Roscommon County Transportation Authority	2019	\$254,673.20	10	No
Vehicles	Revenue Vehicles	Bus	Bus (<30 ft)	1	EA	Roscommon County Transportation Authority	2019	\$254,673.20	10	No
Vehicles	Revenue Vehicles	Bus	Bus (<30 ft)	1	EA	Roscommon County Transportation Authority	2019	\$254,673.20	10	No
Vehicles	Revenue Vehicles	Bus	Bus (<30 ft)	1	EA	Roscommon County Transportation Authority	2019	\$254,673.20	10	No
Vehicles	Revenue Vehicles	Bus	Bus (<30 ft)	1	EA	Roscommon County Transportation Authority	2019	\$254,673.20	10	No
Vehicles	Revenue Vehicles	Bus	Bus (<30 ft)	1	EA	Roscommon County Transportation Authority	2019	\$254,673.20	10	No
Vehicles	Revenue Vehicles	Bus	Bus (<30 ft)	1	EA	Roscommon County Transportation Authority	2020	\$254,673.20	10	No
Vehicles	Revenue Vehicles	Bus	Bus (<30 ft)	1	EA	Roscommon County Transportation Authority	2020	\$254,673.20	10	No
Vehicles	Revenue Vehicles	Bus	Bus (<30 ft)	1	EA	Roscommon County Transportation Authority	2020	\$254,673.20	10	No
Vehicles	Revenue Vehicles	Bus	Bus (<30 ft)	1	EA	Roscommon County Transportation Authority	2020	\$254,673.20	10	No
Vehicles	Revenue Vehicles	Bus	Bus (<30 ft)	1	EA	Roscommon County Transportation Authority	2020	\$254,673.20	10	No
Vehicles	Revenue Vehicles	Bus	Bus (<30 ft)	1	EA	Roscommon County Transportation Authority	2020	\$254,673.20	10	No
Vehicles	Revenue Vehicles	Bus	Bus (<30 ft)	1	EA	Sanilac Transit Authority Regional Services	2010	\$254,673.20	10	Yes
Vehicles	Revenue Vehicles	Bus	Bus (<30 ft)	1	EA	Schoolcraft County Transit Authority	2014	\$254,673.20	10	No
Vehicles	Revenue Vehicles	Bus	Bus (<30 ft)	1	EA	Schoolcraft County Transit Authority	2014	\$254,673.20	10	No
Vehicles	Revenue Vehicles	Bus	Bus (<30 ft)	1	EA	Schoolcraft County Transit Authority	2018	\$254,673.20	10	No
Vehicles	Revenue Vehicles	Bus	Bus (<30 ft)	1	EA	Shiawassee Area Transportation Agency	2010	\$254,673.20	10	Yes
Vehicles	Revenue Vehicles	Bus	Bus (<30 ft)	1	EA	Shiawassee Area Transportation Agency	2010	\$254,673.20	10	Yes

Asset Category	Sub-Category	Asset Class	Asset Name	Quantity	Units	Transit System	Year Acquired	Replacement Value	Useful Life Benchmark	At or Past Useful Life Benchmark
Vehicles	Revenue Vehicles	Bus	Bus (<30 ft)	1	EA	Shiawassee Area Transportation Agency	2010	\$254,673.20	10	Yes
Vehicles	Revenue Vehicles	Bus	Bus (<30 ft)	1	EA	Shiawassee Area Transportation Agency	2012	\$254,673.20	10	Yes
Vehicles	Revenue Vehicles	Bus	Bus (<30 ft)	1	EA	Shiawassee Area Transportation Agency	2011	\$254,673.20	10	Yes
Vehicles	Revenue Vehicles	Bus	Bus (<30 ft)	1	EA	Shiawassee Area Transportation Agency	2012	\$254,673.20	10	Yes
Vehicles	Revenue Vehicles	Bus	Bus (<30 ft)	1	EA	Shiawassee Area Transportation Agency	2012	\$254,673.20	10	Yes
Vehicles	Revenue Vehicles	Bus	Bus (<30 ft)	1	EA	Shiawassee Area Transportation Agency	2012	\$254,673.20	10	Yes
Vehicles	Revenue Vehicles	Bus	Bus (<30 ft)	1	EA	Shiawassee Area Transportation Agency	2013	\$254,673.20	10	No
Vehicles	Revenue Vehicles	Bus	Bus (<30 ft)	1	EA	Shiawassee Area Transportation Agency	2014	\$254,673.20	10	No
Vehicles	Revenue Vehicles	Bus	Bus (<30 ft)	1	EA	Shiawassee Area Transportation Agency	2017	\$254,673.20	10	No
Vehicles	Revenue Vehicles	Bus	Bus (<30 ft)	1	EA	Shiawassee Area Transportation Agency	2018	\$254,673.20	10	No
Vehicles	Revenue Vehicles	Bus	Bus (<30 ft)	1	EA	Shiawassee Area Transportation Agency	2018	\$254,673.20	10	No
Vehicles	Revenue Vehicles	Bus	Bus (<30 ft)	1	EA	Shiawassee Area Transportation Agency	2018	\$254,673.20	10	No
Vehicles	Revenue Vehicles	Bus	Bus (<30 ft)	1	EA	Shiawassee Area Transportation Agency	2019	\$254,673.20	10	No
Vehicles	Revenue Vehicles	Bus	Bus (<30 ft)	1	EA	Shiawassee Area Transportation Agency	2019	\$254,673.20	10	No
Vehicles	Revenue Vehicles	Bus	Bus (<30 ft)	1	EA	Shiawassee Area Transportation Agency	2019	\$254,673.20	10	No
Vehicles	Revenue Vehicles	Bus	Bus (<30 ft)	1	EA	Shiawassee Area Transportation Agency	2020	\$254,673.20	10	No
Vehicles	Revenue Vehicles	Bus	Bus (<30 ft)	1	EA	Shiawassee Area Transportation Agency	2020	\$254,673.20	10	No
Vehicles	Revenue Vehicles	Bus	Bus (<30 ft)	1	EA	Shiawassee Area Transportation Agency	2020	\$254,673.20	10	No
Vehicles	Revenue Vehicles	Bus	Bus (<30 ft)	1	EA	Shiawassee Area Transportation Agency	2020	\$254,673.20	10	No
Vehicles	Revenue Vehicles	Bus	Bus (<30 ft)	1	EA	St. Joseph County Transportation Authority	2010	\$254,673.20	10	Yes
Vehicles	Revenue Vehicles	Bus	Bus (<30 ft)	1	EA	St. Joseph County Transportation Authority	2010	\$254,673.20	10	Yes



Asset Category	Sub-Category	Asset Class	Asset Name	Quantity	Units	Transit System	Year Acquired	Replacement Value	Useful Life Benchmark	At or Past Useful Life Benchmark
Vehicles	Revenue Vehicles	Bus	Bus (<30 ft)	1	EA	St. Joseph County Transportation Authority	2015	\$254,673.20	10	No
Vehicles	Revenue Vehicles	Bus	Bus (<30 ft)	1	EA	St. Joseph County Transportation Authority	2017	\$254,673.20	10	No
Vehicles	Revenue Vehicles	Bus	Bus (<30 ft)	1	EA	St. Joseph County Transportation Authority	2017	\$254,673.20	10	No
Vehicles	Revenue Vehicles	Bus	Bus (<30 ft)	1	EA	St. Joseph County Transportation Authority	2019	\$254,673.20	10	No
Vehicles	Revenue Vehicles	Bus	Bus (<30 ft)	1	EA	St. Joseph County Transportation Authority	2019	\$254,673.20	10	No
Vehicles	Revenue Vehicles	Bus	Bus (<30 ft)	1	EA	St. Joseph County Transportation Authority	2019	\$254,673.20	10	No
Vehicles	Revenue Vehicles	Bus	Bus (<30 ft)	1	EA	St. Joseph County Transportation Authority	2019	\$254,673.20	10	No
Vehicles	Revenue Vehicles	Bus	Bus (<30 ft)	1	EA	St. Joseph County Transportation Authority	2019	\$254,673.20	10	No
Vehicles	Revenue Vehicles	Bus	Bus (<30 ft)	1	EA	St. Joseph County Transportation Authority	2019	\$254,673.20	10	No
Vehicles	Revenue Vehicles	Bus	Bus (<30 ft)	1	EA	St. Joseph County Transportation Authority	2019	\$254,673.20	10	No
Vehicles	Revenue Vehicles	Bus	Bus (<30 ft)	1	EA	St. Joseph County Transportation Authority	2020	\$254,673.20	10	No
Vehicles	Revenue Vehicles	Bus	Bus (<30 ft)	1	EA	St. Joseph County Transportation Authority	2020	\$254,673.20	10	No
Vehicles	Revenue Vehicles	Bus	Bus (<30 ft)	1	EA	St. Joseph County Transportation Authority	2020	\$254,673.20	10	No
Vehicles	Revenue Vehicles	Bus	Bus (<30 ft)	1	EA	St. Joseph County Transportation Authority	2020	\$254,673.20	10	No
Vehicles	Revenue Vehicles	Bus	Bus (<30 ft)	1	EA	St. Joseph County Transportation Authority	2020	\$254,673.20	10	No
Vehicles	Revenue Vehicles	Bus	Bus (<30 ft)	1	EA	St. Joseph County Transportation Authority	2020	\$254,673.20	10	No
Vehicles	Revenue Vehicles	Bus	Bus (<30 ft)	1	EA	Van Buren Public Transit	2018	\$254,673.20	7	No
Vehicles	Revenue Vehicles	Bus	Bus (<30 ft)	1	EA	Van Buren Public Transit	2014	\$254,673.20	6	Yes
Vehicles	Revenue Vehicles	Bus	Bus (<30 ft)	1	EA	Van Buren Public Transit	2014	\$254,673.20	6	Yes
Vehicles	Revenue Vehicles	Bus	Bus (<30 ft)	1	EA	Van Buren Public Transit	2018	\$254,673.20	7	No
Vehicles	Revenue Vehicles	Bus	Bus (<30 ft)	1	EA	Van Buren Public Transit	2016	\$254,673.20	8	No
Vehicles	Revenue Vehicles	Bus	Bus (<30 ft)	1	EA	Van Buren Public Transit	2018	\$254,673.20	7	No
Vehicles	Revenue Vehicles	Bus	Bus (35 ft)	1	EA	St. Joseph County Transportation Authority	2020	\$254,673.20	10	No
Vehicles	Revenue Vehicles	Bus	Bus (35 ft)	1	EA	Van Buren Public Transit	2020	\$254,673.20	7	No

Asset Category	Sub-Category	Asset Class	Asset Name	Quantity	Units	Transit System	Year Acquired	Replacement Value	Useful Life Benchmark	At or Past Useful Life Benchmark
Vehicles	Revenue Vehicles	Bus	Bus (35 ft)	1	EA	Van Buren Public Transit	2016	\$254,673.20	7	No
Vehicles	Revenue Vehicles	Bus	Bus (35 ft)	1	EA	Van Buren Public Transit	2014	\$254,673.20	7	Yes
Vehicles	Revenue Vehicles	Bus	Bus (35 ft)	1	EA	Van Buren Public Transit	2014	\$254,673.20	7	Yes
Vehicles	Revenue Vehicles	Bus	Bus (35 ft)	1	EA	Van Buren Public Transit	2014	\$254,673.20	7	Yes
Vehicles	Revenue Vehicles	Bus	Bus (35 ft)	1	EA	Van Buren Public Transit	2014	\$254,673.20	6	Yes
Vehicles	Revenue Vehicles	Bus	Bus (35 ft)	1	EA	Van Buren Public Transit	2021	\$254,673.20	7	No
Vehicles	Revenue Vehicles	Bus	Bus (35 ft)	1	EA	Van Buren Public Transit	2021	\$254,673.20	7	No
Vehicles	Revenue Vehicles	Bus	Bus (35 ft)	1	EA	Van Buren Public Transit	2021	\$254,673.20	7	No
Vehicles	Revenue Vehicles	Bus	Bus (35 ft)	1	EA	Van Buren Public Transit	2016	\$254,673.20	7	No
Vehicles	Revenue Vehicles	Bus	Bus (35 ft)	1	EA	Van Buren Public Transit	2016	\$254,673.20	7	No
Vehicles	Revenue Vehicles	Ferry Boat	Ferry Boat	1	EA	Beaver Island Transportation Authority	1996	\$1,866,582.60	40	No
Vehicles	Revenue Vehicles	Ferry Boat	Ferry Boat	1	EA	Eastern U.P. Transportation Authority	1989	\$1,866,582.60	40	No
Vehicles	Revenue Vehicles	Ferry Boat	Ferry Boat	1	EA	Eastern U.P. Transportation Authority	2000	\$1,866,582.60	40	No
Vehicles	Revenue Vehicles	Ferry Boat	Ferry Boat	1	EA	Eastern U.P. Transportation Authority	1977	\$1,866,582.60	40	Yes
Vehicles	Revenue Vehicles	Ferry Boat	Ferry Boat	1	EA	Eastern U.P. Transportation Authority	1996	\$1,866,582.60	40	No
Vehicles	Revenue Vehicles	Trolleybus	Trolleybus	1	EA	Benzie Transportation Authority	2021	\$179,967.68	15	No
Vehicles	Revenue Vehicles	Trolleybus	Trolleybus	1	EA	Van Buren Public Transit	2016	\$179,967.68	15	No
Vehicles	Revenue Vehicles	Vans, Cutaways and Autos	Heavy-Duty Van	1	EA	Bay Area Transportation Authority	2014	\$48,000.00	14	No
Vehicles	Revenue Vehicles	Vans, Cutaways and Autos	Heavy-Duty Van	1	EA	Bay Area Transportation Authority	2014	\$48,000.00	14	No
Vehicles	Revenue Vehicles	Vans, Cutaways and Autos	Heavy-Duty Van	1	EA	Manistee County Transportation, Inc.	2001	\$48,000.00	14	Yes
Vehicles	Revenue Vehicles	Vans, Cutaways and Autos	Heavy-Duty Van	1	EA	Manistee County Transportation, Inc.	2001	\$48,000.00	14	Yes
Vehicles	Revenue Vehicles	Vans, Cutaways and Autos	Heavy-Duty Van	1	EA	Manistee County Transportation, Inc.	2001	\$48,000.00	14	Yes
Vehicles	Revenue Vehicles	Vans, Cutaways and Autos	Heavy-Duty Van	1	EA	Marquette County Transit Authority	2012	\$48,000.00	14	No

Asset Category	Sub-Category	Asset Class	Asset Name	Quantity	Units	Transit System	Year Acquired	Replacement Value	Useful Life Benchmark	At or Past Useful Life Benchmark
Vehicles	Revenue Vehicles	Vans, Cutaways and Autos	Heavy-Duty Van	1	EA	Marquette County Transit Authority	2012	\$48,000.00	14	No
Vehicles	Revenue Vehicles	Vans, Cutaways and Autos	Heavy-Duty Van	1	EA	Marquette County Transit Authority	2012	\$48,000.00	14	No
Vehicles	Revenue Vehicles	Vans, Cutaways and Autos	Light-Duty Van	1	EA	Allegan County Transportation	2019	\$160,868.49	7	No
Vehicles	Revenue Vehicles	Vans, Cutaways and Autos	Light-Duty Van	1	EA	Allegan County Transportation	2019	\$160,868.49	7	No
Vehicles	Revenue Vehicles	Vans, Cutaways and Autos	Light-Duty Van	1	EA	Allegan County Transportation	2012	\$160,868.49	8	Yes
Vehicles	Revenue Vehicles	Vans, Cutaways and Autos	Light-Duty Van	1	EA	Allegan County Transportation	2012	\$160,868.49	7	Yes
Vehicles	Revenue Vehicles	Vans, Cutaways and Autos	Light-Duty Van	1	EA	Allegan County Transportation	2016	\$160,868.49	7	No
Vehicles	Revenue Vehicles	Vans, Cutaways and Autos	Light-Duty Van	1	EA	Allegan County Transportation	2012	\$160,868.49	8	Yes
Vehicles	Revenue Vehicles	Vans, Cutaways and Autos	Light-Duty Van	1	EA	Allegan County Transportation	2015	\$160,868.49	5	Yes
Vehicles	Revenue Vehicles	Vans, Cutaways and Autos	Light-Duty Van	1	EA	Allegan County Transportation	2015	\$160,868.49	5	Yes
Vehicles	Revenue Vehicles	Vans, Cutaways and Autos	Light-Duty Van	1	EA	Allegan County Transportation	2014	\$160,868.49	8	Yes
Vehicles	Revenue Vehicles	Vans, Cutaways and Autos	Light-Duty Van	1	EA	Allegan County Transportation	2015	\$160,868.49	7	Yes
Vehicles	Revenue Vehicles	Vans, Cutaways and Autos	Light-Duty Van	1	EA	Allegan County Transportation	2015	\$160,868.49	8	No
Vehicles	Revenue Vehicles	Vans, Cutaways and Autos	Light-Duty Van	1	EA	Allegan County Transportation	2020	\$160,868.49	7	No
Vehicles	Revenue Vehicles	Vans, Cutaways and Autos	Light-Duty Van	1	EA	Allegan County Transportation	2020	\$160,868.49	7	No
Vehicles	Revenue Vehicles	Vans, Cutaways and Autos	Light-Duty Van	1	EA	Allegan County Transportation	2020	\$160,868.49	7	No
Vehicles	Revenue Vehicles	Vans, Cutaways and Autos	Light-Duty Van	1	EA	Allegan County Transportation	2019	\$160,868.49	7	No
Vehicles	Revenue Vehicles	Vans, Cutaways and Autos	Light-Duty Van	1	EA	Allegan County Transportation	2020	\$160,868.49	7	No
Vehicles	Revenue Vehicles	Vans, Cutaways and Autos	Light-Duty Van	1	EA	Allegan County Transportation	2016	\$160,868.49	7	No
Vehicles	Revenue Vehicles	Vans, Cutaways and Autos	Light-Duty Van	1	EA	Allegan County Transportation	2020	\$160,868.49	7	No
Vehicles	Revenue Vehicles	Vans, Cutaways and Autos	Light-Duty Van	1	EA	Allegan County Transportation	2018	\$160,868.49	7	No
Vehicles	Revenue Vehicles	Vans, Cutaways and Autos	Light-Duty Van	1	EA	Allegan County Transportation	2019	\$160,868.49	7	No
Vehicles	Revenue Vehicles	Vans, Cutaways and Autos	Light-Duty Van	1	EA	Allegan County Transportation	2016	\$160,868.49	8	No

Asset Category	Sub-Category	Asset Class	Asset Name	Quantity	Units	Transit System	Year Acquired	Replacement Value	Useful Life Benchmark	At or Past Useful Life Benchmark
Vehicles	Revenue Vehicles	Vans, Cutaways and Autos	Light-Duty Van	1	EA	Allegan County Transportation	2012	\$160,868.49	7	Yes
Vehicles	Revenue Vehicles	Vans, Cutaways and Autos	Light-Duty Van	1	EA	Allegan County Transportation	2015	\$160,868.49	7	Yes
Vehicles	Revenue Vehicles	Vans, Cutaways and Autos	Light-Duty Van	1	EA	Allegan County Transportation	2018	\$160,868.49	7	No
Vehicles	Revenue Vehicles	Vans, Cutaways and Autos	Light-Duty Van	1	EA	Alma Transit Center	2012	\$160,868.49	7	Yes
Vehicles	Revenue Vehicles	Vans, Cutaways and Autos	Light-Duty Van	1	EA	Alma Transit Center	2015	\$160,868.49	7	Yes
Vehicles	Revenue Vehicles	Vans, Cutaways and Autos	Light-Duty Van	1	EA	Alma Transit Center	2016	\$160,868.49	7	No
Vehicles	Revenue Vehicles	Vans, Cutaways and Autos	Light-Duty Van	1	EA	Antrim County Transit	2013	\$160,868.49	7	Yes
Vehicles	Revenue Vehicles	Vans, Cutaways and Autos	Light-Duty Van	1	EA	Antrim County Transit	2014	\$160,868.49	7	Yes
Vehicles	Revenue Vehicles	Vans, Cutaways and Autos	Light-Duty Van	1	EA	Antrim County Transit	2019	\$160,868.49	7	No
Vehicles	Revenue Vehicles	Vans, Cutaways and Autos	Light-Duty Van	1	EA	Antrim County Transit	2021	\$160,868.49	7	No
Vehicles	Revenue Vehicles	Vans, Cutaways and Autos	Light-Duty Van	1	EA	Arenac Public Transit Authority	2020	\$160,868.49	7	No
Vehicles	Revenue Vehicles	Vans, Cutaways and Autos	Light-Duty Van	1	EA	Arenac Public Transit Authority	2020	\$160,868.49	7	No
Vehicles	Revenue Vehicles	Vans, Cutaways and Autos	Light-Duty Van	1	EA	Baraga/Houghton/Keweenaw CAA	2018	\$160,868.49	7	No
Vehicles	Revenue Vehicles	Vans, Cutaways and Autos	Light-Duty Van	1	EA	Barry County Transit	2014	\$160,868.49	7	Yes
Vehicles	Revenue Vehicles	Vans, Cutaways and Autos	Light-Duty Van	1	EA	Barry County Transit	2016	\$160,868.49	7	No
Vehicles	Revenue Vehicles	Vans, Cutaways and Autos	Light-Duty Van	1	EA	Bay Area Transportation Authority	2013	\$134,300.82	7	Yes
Vehicles	Revenue Vehicles	Vans, Cutaways and Autos	Light-Duty Van	1	EA	Bay Area Transportation Authority	2018	\$160,868.49	7	No
Vehicles	Revenue Vehicles	Vans, Cutaways and Autos	Light-Duty Van	1	EA	Bay Area Transportation Authority	2018	\$160,868.49	7	No
Vehicles	Revenue Vehicles	Vans, Cutaways and Autos	Light-Duty Van	1	EA	Belding Dial-A-Ride	2002	\$134,300.82	5	Yes
Vehicles	Revenue Vehicles	Vans, Cutaways and Autos	Light-Duty Van	1	EA	Benzie Transportation Authority	2012	\$160,868.49	7	Yes
Vehicles	Revenue Vehicles	Vans, Cutaways and Autos	Light-Duty Van	1	EA	Benzie Transportation Authority	2016	\$160,868.49	7	No
Vehicles	Revenue Vehicles	Vans, Cutaways and Autos	Light-Duty Van	1	EA	Benzie Transportation Authority	2017	\$160,868.49	7	No



Asset Category	Sub-Category	Asset Class	Asset Name	Quantity	Units	Transit System	Year Acquired	Replacement Value	Useful Life Benchmark	At or Past Useful Life Benchmark
Vehicles	Revenue Vehicles	Vans, Cutaways and Autos	Light-Duty Van	1	EA	Benzie Transportation Authority	2018	\$160,868.49	7	No
Vehicles	Revenue Vehicles	Vans, Cutaways and Autos	Light-Duty Van	1	EA	Benzie Transportation Authority	2018	\$160,868.49	7	No
Vehicles	Revenue Vehicles	Vans, Cutaways and Autos	Light-Duty Van	1	EA	Benzie Transportation Authority	2018	\$160,868.49	7	No
Vehicles	Revenue Vehicles	Vans, Cutaways and Autos	Light-Duty Van	1	EA	Benzie Transportation Authority	2018	\$160,868.49	7	No
Vehicles	Revenue Vehicles	Vans, Cutaways and Autos	Light-Duty Van	1	EA	Benzie Transportation Authority	2019	\$160,868.49	7	No
Vehicles	Revenue Vehicles	Vans, Cutaways and Autos	Light-Duty Van	1	EA	Benzie Transportation Authority	2019	\$160,868.49	7	No
Vehicles	Revenue Vehicles	Vans, Cutaways and Autos	Light-Duty Van	1	EA	Berrien County	2011	\$160,868.49	7	Yes
Vehicles	Revenue Vehicles	Vans, Cutaways and Autos	Light-Duty Van	1	EA	Cadillac/Wexford Transit Authority	2017	\$160,868.49	7	No
Vehicles	Revenue Vehicles	Vans, Cutaways and Autos	Light-Duty Van	1	EA	Cadillac/Wexford Transit Authority	2018	\$160,868.49	7	No
Vehicles	Revenue Vehicles	Vans, Cutaways and Autos	Light-Duty Van	1	EA	Cadillac/Wexford Transit Authority	2019	\$160,868.49	7	No
Vehicles	Revenue Vehicles	Vans, Cutaways and Autos	Light-Duty Van	1	EA	Cadillac/Wexford Transit Authority	2019	\$160,868.49	7	No
Vehicles	Revenue Vehicles	Vans, Cutaways and Autos	Light-Duty Van	1	EA	Cadillac/Wexford Transit Authority	2020	\$160,868.49	7	No
Vehicles	Revenue Vehicles	Vans, Cutaways and Autos	Light-Duty Van	1	EA	Cass County Transportation Authority	2015	\$160,868.49	7	Yes
Vehicles	Revenue Vehicles	Vans, Cutaways and Autos	Light-Duty Van	1	EA	Charlevoix County Public Transportation	2012	\$160,868.49	7	Yes
Vehicles	Revenue Vehicles	Vans, Cutaways and Autos	Light-Duty Van	1	EA	Charlevoix County Public Transportation	2012	\$160,868.49	7	Yes
Vehicles	Revenue Vehicles	Vans, Cutaways and Autos	Light-Duty Van	1	EA	Cheboygan County COA	2019	\$160,868.49	7	No
Vehicles	Revenue Vehicles	Vans, Cutaways and Autos	Light-Duty Van	1	EA	Cheboygan County COA	2019	\$160,868.49	7	No
Vehicles	Revenue Vehicles	Vans, Cutaways and Autos	Light-Duty Van	1	EA	Clare County Transit Corporation	2005	\$160,868.49	7	Yes
Vehicles	Revenue Vehicles	Vans, Cutaways and Autos	Light-Duty Van	1	EA	Clare County Transit Corporation	2013	\$160,868.49	7	Yes
Vehicles	Revenue Vehicles	Vans, Cutaways and Autos	Light-Duty Van	1	EA	Clare County Transit Corporation	2016	\$160,868.49	7	No
Vehicles	Revenue Vehicles	Vans, Cutaways and Autos	Light-Duty Van	1	EA	Clinton Area Transit System	2013	\$160,868.49	7	Yes
Vehicles	Revenue Vehicles	Vans, Cutaways and Autos	Light-Duty Van	1	EA	Clinton Area Transit System	2017	\$160,868.49	7	No

Asset Category	Sub-Category	Asset Class	Asset Name	Quantity	Units	Transit System	Year Acquired	Replacement Value	Useful Life Benchmark	At or Past Useful Life Benchmark
Vehicles	Revenue Vehicles	Vans, Cutaways and Autos	Light-Duty Van	1	EA	Clinton Area Transit System	2018	\$160,868.49	7	No
Vehicles	Revenue Vehicles	Vans, Cutaways and Autos	Light-Duty Van	1	EA	Community Action	2016	\$160,868.49	7	No
Vehicles	Revenue Vehicles	Vans, Cutaways and Autos	Light-Duty Van	1	EA	Community Action	2016	\$160,868.49	7	No
Vehicles	Revenue Vehicles	Vans, Cutaways and Autos	Light-Duty Van	1	EA	Community Action	2016	\$160,868.49	7	No
Vehicles	Revenue Vehicles	Vans, Cutaways and Autos	Light-Duty Van	1	EA	Community Action	2016	\$160,868.49	7	No
Vehicles	Revenue Vehicles	Vans, Cutaways and Autos	Light-Duty Van	1	EA	Community Action	2020	\$160,868.49	7	No
Vehicles	Revenue Vehicles	Vans, Cutaways and Autos	Light-Duty Van	1	EA	Crawford County Transportation Authority	2020	\$160,868.49	7	No
Vehicles	Revenue Vehicles	Vans, Cutaways and Autos	Light-Duty Van	1	EA	Crawford County Transportation Authority	2020	\$160,868.49	7	No
Vehicles	Revenue Vehicles	Vans, Cutaways and Autos	Light-Duty Van	1	EA	Delta Area Transit Authority	2016	\$160,868.49	7	No
Vehicles	Revenue Vehicles	Vans, Cutaways and Autos	Light-Duty Van	1	EA	Delta Area Transit Authority	2017	\$160,868.49	7	No
Vehicles	Revenue Vehicles	Vans, Cutaways and Autos	Light-Duty Van	1	EA	Delta Area Transit Authority	2017	\$160,868.49	7	No
Vehicles	Revenue Vehicles	Vans, Cutaways and Autos	Light-Duty Van	1	EA	Eastern U.P. Transportation Authority	2017	\$160,868.49	7	No
Vehicles	Revenue Vehicles	Vans, Cutaways and Autos	Light-Duty Van	1	EA	Eastern U.P. Transportation Authority	2020	\$160,868.49	7	No
Vehicles	Revenue Vehicles	Vans, Cutaways and Autos	Light-Duty Van	1	EA	Eastern U.P. Transportation Authority	2021	\$160,868.49	7	No
Vehicles	Revenue Vehicles	Vans, Cutaways and Autos	Light-Duty Van	1	EA	Gladwin City/County Transit	2016	\$160,868.49	7	No
Vehicles	Revenue Vehicles	Vans, Cutaways and Autos	Light-Duty Van	1	EA	Gladwin City/County Transit	2017	\$160,868.49	7	No
Vehicles	Revenue Vehicles	Vans, Cutaways and Autos	Light-Duty Van	1	EA	Gladwin City/County Transit	2020	\$160,868.49	7	No
Vehicles	Revenue Vehicles	Vans, Cutaways and Autos	Light-Duty Van	1	EA	Gogebic County Transit	2012	\$160,868.49	7	Yes
Vehicles	Revenue Vehicles	Vans, Cutaways and Autos	Light-Duty Van	1	EA	Greater Lapeer Transportation Authority	2008	\$160,868.49	7	Yes
Vehicles	Revenue Vehicles	Vans, Cutaways and Autos	Light-Duty Van	1	EA	Huron Transit Corporation	2018	\$160,868.49	7	No
Vehicles	Revenue Vehicles	Vans, Cutaways and Autos	Light-Duty Van	1	EA	Ionia County Commission on Aging	2017	\$160,868.49	7	No
Vehicles	Revenue Vehicles	Vans, Cutaways and Autos	Light-Duty Van	1	EA	Ionia County Commission on Aging	2017	\$160,868.49	7	No

Asset Category	Sub-Category	Asset Class	Asset Name	Quantity	Units	Transit System	Year Acquired	Replacement Value	Useful Life Benchmark	At or Past Useful Life Benchmark
Vehicles	Revenue Vehicles	Vans, Cutaways and Autos	Light-Duty Van	1	EA	Ionia County Commission on Aging	2017	\$160,868.49	7	No
Vehicles	Revenue Vehicles	Vans, Cutaways and Autos	Light-Duty Van	1	EA	Ionia County Commission on Aging	2019	\$160,868.49	7	No
Vehicles	Revenue Vehicles	Vans, Cutaways and Autos	Light-Duty Van	1	EA	Ionia County Commission on Aging	2019	\$160,868.49	7	No
Vehicles	Revenue Vehicles	Vans, Cutaways and Autos	Light-Duty Van	1	EA	Ionia County Commission on Aging	2020	\$160,868.49	7	No
Vehicles	Revenue Vehicles	Vans, Cutaways and Autos	Light-Duty Van	1	EA	Kalkaska Public Transit Authority	2017	\$160,868.49	7	No
Vehicles	Revenue Vehicles	Vans, Cutaways and Autos	Light-Duty Van	1	EA	Key Opportunities	2012	\$160,868.49	7	Yes
Vehicles	Revenue Vehicles	Vans, Cutaways and Autos	Light-Duty Van	1	EA	Key Opportunities	2016	\$160,868.49	7	No
Vehicles	Revenue Vehicles	Vans, Cutaways and Autos	Light-Duty Van	1	EA	Key Opportunities	2020	\$160,868.49	7	No
Vehicles	Revenue Vehicles	Vans, Cutaways and Autos	Light-Duty Van	1	EA	Mecosta Osceola Transit Authority	2016	\$160,868.49	7	No
Vehicles	Revenue Vehicles	Vans, Cutaways and Autos	Light-Duty Van	1	EA	Oscoda County Area Transit Specialists	2009	\$160,868.49	7	Yes
Vehicles	Revenue Vehicles	Vans, Cutaways and Autos	Light-Duty Van	1	EA	Oscoda County Area Transit Specialists	2009	\$160,868.49	7	Yes
Vehicles	Revenue Vehicles	Vans, Cutaways and Autos	Light-Duty Van	1	EA	Oscoda County Area Transit Specialists	2012	\$160,868.49	7	Yes
Vehicles	Revenue Vehicles	Vans, Cutaways and Autos	Light-Duty Van	1	EA	Oscoda County Area Transit Specialists	2016	\$160,868.49	7	No
Vehicles	Revenue Vehicles	Vans, Cutaways and Autos	Light-Duty Van	1	EA	Oscoda County Area Transit Specialists	2017	\$160,868.49	7	No
Vehicles	Revenue Vehicles	Vans, Cutaways and Autos	Light-Duty Van	1	EA	Oscoda County Area Transit Specialists	2017	\$160,868.49	7	No
Vehicles	Revenue Vehicles	Vans, Cutaways and Autos	Light-Duty Van	1	EA	Oscoda County Area Transit Specialists	2017	\$160,868.49	7	No
Vehicles	Revenue Vehicles	Vans, Cutaways and Autos	Light-Duty Van	1	EA	Peoples Express	2010	\$160,868.49	7	Yes
Vehicles	Revenue Vehicles	Vans, Cutaways and Autos	Light-Duty Van	1	EA	Peoples Express	2010	\$160,868.49	7	Yes
Vehicles	Revenue Vehicles	Vans, Cutaways and Autos	Light-Duty Van	1	EA	Peoples Express	2010	\$160,868.49	7	Yes
Vehicles	Revenue Vehicles	Vans, Cutaways and Autos	Light-Duty Van	1	EA	Peoples Express	2017	\$160,868.49	7	No
Vehicles	Revenue Vehicles	Vans, Cutaways and Autos	Light-Duty Van	1	EA	Peoples Express	2017	\$160,868.49	7	No
Vehicles	Revenue Vehicles	Vans, Cutaways and Autos	Light-Duty Van	1	EA	Peoples Express	2017	\$160,868.49	7	No

Asset Category	Sub-Category	Asset Class	Asset Name	Quantity	Units	Transit System	Year Acquired	Replacement Value	Useful Life Benchmark	At or Past Useful Life Benchmark
Vehicles	Revenue Vehicles	Vans, Cutaways and Autos	Light-Duty Van	1	EA	Pioneer Resources - Muskegon	2009	\$160,868.49	7	Yes
Vehicles	Revenue Vehicles	Vans, Cutaways and Autos	Light-Duty Van	1	EA	Pioneer Resources - Muskegon	2010	\$160,868.49	7	Yes
Vehicles	Revenue Vehicles	Vans, Cutaways and Autos	Light-Duty Van	1	EA	Pioneer Resources - Muskegon	2013	\$160,868.49	7	Yes
Vehicles	Revenue Vehicles	Vans, Cutaways and Autos	Light-Duty Van	1	EA	Pioneer Resources - Muskegon	2014	\$160,868.49	7	Yes
Vehicles	Revenue Vehicles	Vans, Cutaways and Autos	Light-Duty Van	1	EA	Pioneer Resources - Muskegon	2014	\$160,868.49	7	Yes
Vehicles	Revenue Vehicles	Vans, Cutaways and Autos	Light-Duty Van	1	EA	Pioneer Resources - Muskegon	2017	\$160,868.49	7	No
Vehicles	Revenue Vehicles	Vans, Cutaways and Autos	Light-Duty Van	1	EA	Pioneer Resources - Muskegon	2017	\$160,868.49	7	No
Vehicles	Revenue Vehicles	Vans, Cutaways and Autos	Light-Duty Van	1	EA	Pioneer Resources - Muskegon	2017	\$160,868.49	7	No
Vehicles	Revenue Vehicles	Vans, Cutaways and Autos	Light-Duty Van	1	EA	Pioneer Resources - Muskegon	2017	\$160,868.49	7	No
Vehicles	Revenue Vehicles	Vans, Cutaways and Autos	Light-Duty Van	1	EA	Pioneer Resources - Muskegon	2017	\$160,868.49	7	No
Vehicles	Revenue Vehicles	Vans, Cutaways and Autos	Light-Duty Van	1	EA	Presque Isle County COA	2014	\$160,868.49	7	Yes
Vehicles	Revenue Vehicles	Vans, Cutaways and Autos	Light-Duty Van	1	EA	Roscommon County Transportation Authority	2018	\$160,868.49	7	No
Vehicles	Revenue Vehicles	Vans, Cutaways and Autos	Light-Duty Van	1	EA	Sanilac Transit Authority Regional Services	2016	\$160,868.49	7	No
Vehicles	Revenue Vehicles	Vans, Cutaways and Autos	Light-Duty Van	1	EA	Schoolcraft County Transit Authority	2012	\$160,868.49	7	Yes
Vehicles	Revenue Vehicles	Vans, Cutaways and Autos	Light-Duty Van	1	EA	Schoolcraft County Transit Authority	2015	\$160,868.49	7	Yes
Vehicles	Revenue Vehicles	Vans, Cutaways and Autos	Light-Duty Van	1	EA	Schoolcraft County Transit Authority	2019	\$160,868.49	7	No
Vehicles	Revenue Vehicles	Vans, Cutaways and Autos	Light-Duty Van	1	EA	Schoolcraft County Transit Authority	2019	\$160,868.49	7	No
Vehicles	Revenue Vehicles	Vans, Cutaways and Autos	Light-Duty Van	1	EA	Shiawassee Area Transportation Agency	2009	\$160,868.49	4	Yes
Vehicles	Revenue Vehicles	Vans, Cutaways and Autos	Light-Duty Van	1	EA	Shiawassee Area Transportation Agency	2009	\$160,868.49	7	Yes
Vehicles	Revenue Vehicles	Vans, Cutaways and Autos	Light-Duty Van	1	EA	St. Joseph County Transportation Authority	2010	\$160,868.49	7	Yes
Vehicles	Revenue Vehicles	Vans, Cutaways and Autos	Light-Duty Van	1	EA	St. Joseph County Transportation Authority	2011	\$160,868.49	7	Yes
Vehicles	Revenue Vehicles	Vans, Cutaways and Autos	Light-Duty Van	1	EA	St. Joseph County Transportation Authority	2014	\$160,868.49	7	Yes



Asset Category	Sub-Category	Asset Class	Asset Name	Quantity	Units	Transit System	Year Acquired	Replacement Value	Useful Life Benchmark	At or Past Useful Life Benchmark
Vehicles	Revenue Vehicles	Vans, Cutaways and Autos	Light-Duty Van	1	EA	St. Joseph County Transportation Authority	2014	\$160,868.49	7	Yes
Vehicles	Revenue Vehicles	Vans, Cutaways and Autos	Light-Duty Van	1	EA	St. Joseph County Transportation Authority	2014	\$160,868.49	7	Yes
Vehicles	Revenue Vehicles	Vans, Cutaways and Autos	Light-Duty Van	1	EA	St. Joseph County Transportation Authority	2017	\$160,868.49	7	No
Vehicles	Revenue Vehicles	Vans, Cutaways and Autos	Light-Duty Van	1	EA	St. Joseph County Transportation Authority	2018	\$160,868.49	7	No
Vehicles	Revenue Vehicles	Vans, Cutaways and Autos	Light-Duty Van	1	EA	St. Joseph County Transportation Authority	2020	\$160,868.49	7	No
Vehicles	Revenue Vehicles	Vans, Cutaways and Autos	Light-Duty Van	1	EA	Thunder Bay Transportation Authority	2012	\$160,868.49	7	Yes
Vehicles	Revenue Vehicles	Vans, Cutaways and Autos	Light-Duty Van	1	EA	Thunder Bay Transportation Authority	2012	\$160,868.49	7	Yes
Vehicles	Revenue Vehicles	Vans, Cutaways and Autos	Light-Duty Van	1	EA	Van Buren Public Transit	2015	\$160,868.49	7	Yes
Vehicles	Revenue Vehicles	Vans, Cutaways and Autos	Light-Duty Van	1	EA	Yates Township	2016	\$134,300.82	7	No
Vehicles	Revenue Vehicles	Vans, Cutaways and Autos	Light-Duty Van	1	EA	Yates Township	2020	\$134,300.82	7	No
Vehicles	Revenue Vehicles	Vans, Cutaways and Autos	Medium-Duty Bus	1	EA	Adrian Dial-A-Ride	2014	\$294,362.45	10	No
Vehicles	Revenue Vehicles	Vans, Cutaways and Autos	Medium-Duty Bus	1	EA	Adrian Dial-A-Ride	2020	\$294,362.45	10	No
Vehicles	Revenue Vehicles	Vans, Cutaways and Autos	Medium-Duty Bus	1	EA	Adrian Dial-A-Ride	2020	\$294,362.45	10	No
Vehicles	Revenue Vehicles	Vans, Cutaways and Autos	Medium-Duty Bus	1	EA	Alger Transit Authority	2003	\$294,362.45	10	Yes
Vehicles	Revenue Vehicles	Vans, Cutaways and Autos	Medium-Duty Bus	1	EA	Alger Transit Authority	2016	\$294,362.45	10	No
Vehicles	Revenue Vehicles	Vans, Cutaways and Autos	Medium-Duty Bus	1	EA	Alger Transit Authority	2016	\$294,362.45	10	No
Vehicles	Revenue Vehicles	Vans, Cutaways and Autos	Medium-Duty Bus	1	EA	Alger Transit Authority	2016	\$294,362.45	10	No
Vehicles	Revenue Vehicles	Vans, Cutaways and Autos	Medium-Duty Bus	1	EA	Alger Transit Authority	2017	\$294,362.45	10	No
Vehicles	Revenue Vehicles	Vans, Cutaways and Autos	Medium-Duty Bus	1	EA	Antrim County Transit	2018	\$294,362.45	10	No
Vehicles	Revenue Vehicles	Vans, Cutaways and Autos	Medium-Duty Bus	1	EA	Antrim County Transit	2020	\$294,362.45	10	No
Vehicles	Revenue Vehicles	Vans, Cutaways and Autos	Medium-Duty Bus	1	EA	Antrim County Transit	2020	\$294,362.45	10	No
Vehicles	Revenue Vehicles	Vans, Cutaways and Autos	Medium-Duty Bus	1	EA	Antrim County Transit	2020	\$294,362.45	10	No

Asset Category	Sub-Category	Asset Class	Asset Name	Quantity	Units	Transit System	Year Acquired	Replacement Value	Useful Life Benchmark	At or Past Useful Life Benchmark
Vehicles	Revenue Vehicles	Vans, Cutaways and Autos	Medium-Duty Bus	1	EA	Arenac Public Transit Authority	2019	\$294,362.45	10	No
Vehicles	Revenue Vehicles	Vans, Cutaways and Autos	Medium-Duty Bus	1	EA	Arenac Public Transit Authority	2019	\$294,362.45	10	No
Vehicles	Revenue Vehicles	Vans, Cutaways and Autos	Medium-Duty Bus	1	EA	Barry County Transit	2004	\$294,362.45	10	Yes
Vehicles	Revenue Vehicles	Vans, Cutaways and Autos	Medium-Duty Bus	1	EA	Barry County Transit	2020	\$294,362.45	10	No
Vehicles	Revenue Vehicles	Vans, Cutaways and Autos	Medium-Duty Bus	1	EA	Barry County Transit	2020	\$294,362.45	10	No
Vehicles	Revenue Vehicles	Vans, Cutaways and Autos	Medium-Duty Bus	1	EA	Barry County Transit	2020	\$294,362.45	10	No
Vehicles	Revenue Vehicles	Vans, Cutaways and Autos	Medium-Duty Bus	1	EA	Barry County Transit	2020	\$294,362.45	10	No
Vehicles	Revenue Vehicles	Vans, Cutaways and Autos	Medium-Duty Bus	1	EA	Bay Area Transportation Authority	2008	\$294,362.45	10	Yes
Vehicles	Revenue Vehicles	Vans, Cutaways and Autos	Medium-Duty Bus	1	EA	Bay Area Transportation Authority	2010	\$294,362.45	10	Yes
Vehicles	Revenue Vehicles	Vans, Cutaways and Autos	Medium-Duty Bus	1	EA	Bay Area Transportation Authority	2010	\$294,362.45	10	Yes
Vehicles	Revenue Vehicles	Vans, Cutaways and Autos	Medium-Duty Bus	1	EA	Bay Area Transportation Authority	2010	\$294,362.45	10	Yes
Vehicles	Revenue Vehicles	Vans, Cutaways and Autos	Medium-Duty Bus	1	EA	Bay Area Transportation Authority	2010	\$294,362.45	10	Yes
Vehicles	Revenue Vehicles	Vans, Cutaways and Autos	Medium-Duty Bus	1	EA	Bay Area Transportation Authority	2010	\$294,362.45	10	Yes
Vehicles	Revenue Vehicles	Vans, Cutaways and Autos	Medium-Duty Bus	1	EA	Bay Area Transportation Authority	2010	\$294,362.45	10	Yes
Vehicles	Revenue Vehicles	Vans, Cutaways and Autos	Medium-Duty Bus	1	EA	Bay Area Transportation Authority	2011	\$294,362.45	10	Yes
Vehicles	Revenue Vehicles	Vans, Cutaways and Autos	Medium-Duty Bus	1	EA	Bay Area Transportation Authority	2011	\$294,362.45	10	Yes
Vehicles	Revenue Vehicles	Vans, Cutaways and Autos	Medium-Duty Bus	1	EA	Bay Area Transportation Authority	2011	\$294,362.45	10	Yes
Vehicles	Revenue Vehicles	Vans, Cutaways and Autos	Medium-Duty Bus	1	EA	Bay Area Transportation Authority	2018	\$294,362.45	10	No
Vehicles	Revenue Vehicles	Vans, Cutaways and Autos	Medium-Duty Bus	1	EA	Bay Area Transportation Authority	2018	\$294,362.45	10	No
Vehicles	Revenue Vehicles	Vans, Cutaways and Autos	Medium-Duty Bus	1	EA	Bay Area Transportation Authority	2019	\$294,362.45	10	No
Vehicles	Revenue Vehicles	Vans, Cutaways and Autos	Medium-Duty Bus	1	EA	Bay Area Transportation Authority	2019	\$294,362.45	10	No
Vehicles	Revenue Vehicles	Vans, Cutaways and Autos	Medium-Duty Bus	1	EA	Bay Area Transportation Authority	2019	\$294,362.45	10	No

Asset Category	Sub-Category	Asset Class	Asset Name	Quantity	Units	Transit System	Year Acquired	Replacement Value	Useful Life Benchmark	At or Past Useful Life Benchmark
Vehicles	Revenue Vehicles	Vans, Cutaways and Autos	Medium-Duty Bus	1	EA	Bay Area Transportation Authority	2019	\$294,362.45	10	No
Vehicles	Revenue Vehicles	Vans, Cutaways and Autos	Medium-Duty Bus	1	EA	Bay Area Transportation Authority	2019	\$294,362.45	10	No
Vehicles	Revenue Vehicles	Vans, Cutaways and Autos	Medium-Duty Bus	1	EA	Bay Area Transportation Authority	2019	\$294,362.45	10	No
Vehicles	Revenue Vehicles	Vans, Cutaways and Autos	Medium-Duty Bus	1	EA	Bay Area Transportation Authority	2019	\$294,362.45	10	No
Vehicles	Revenue Vehicles	Vans, Cutaways and Autos	Medium-Duty Bus	1	EA	Bay Area Transportation Authority	2020	\$294,362.45	10	No
Vehicles	Revenue Vehicles	Vans, Cutaways and Autos	Medium-Duty Bus	1	EA	Bay Area Transportation Authority	2020	\$294,362.45	10	No
Vehicles	Revenue Vehicles	Vans, Cutaways and Autos	Medium-Duty Bus	1	EA	Bay Area Transportation Authority	2020	\$294,362.45	10	No
Vehicles	Revenue Vehicles	Vans, Cutaways and Autos	Medium-Duty Bus	1	EA	Bay Area Transportation Authority	2020	\$294,362.45	10	No
Vehicles	Revenue Vehicles	Vans, Cutaways and Autos	Medium-Duty Bus	1	EA	Bay Area Transportation Authority	2020	\$294,362.45	10	No
Vehicles	Revenue Vehicles	Vans, Cutaways and Autos	Medium-Duty Bus	1	EA	Benzie Transportation Authority	2010	\$294,362.45	10	Yes
Vehicles	Revenue Vehicles	Vans, Cutaways and Autos	Medium-Duty Bus	1	EA	Benzie Transportation Authority	2017	\$294,362.45	10	No
Vehicles	Revenue Vehicles	Vans, Cutaways and Autos	Medium-Duty Bus	1	EA	Benzie Transportation Authority	2021	\$294,362.45	10	No
Vehicles	Revenue Vehicles	Vans, Cutaways and Autos	Medium-Duty Bus	1	EA	Berrien County	2011	\$294,362.45	10	Yes
Vehicles	Revenue Vehicles	Vans, Cutaways and Autos	Medium-Duty Bus	1	EA	Berrien County	2011	\$294,362.45	10	Yes
Vehicles	Revenue Vehicles	Vans, Cutaways and Autos	Medium-Duty Bus	1	EA	Berrien County	2011	\$294,362.45	10	Yes
Vehicles	Revenue Vehicles	Vans, Cutaways and Autos	Medium-Duty Bus	1	EA	Berrien County	2013	\$294,362.45	10	No
Vehicles	Revenue Vehicles	Vans, Cutaways and Autos	Medium-Duty Bus	1	EA	Berrien County	2014	\$294,362.45	10	No
Vehicles	Revenue Vehicles	Vans, Cutaways and Autos	Medium-Duty Bus	1	EA	Berrien County	2014	\$294,362.45	10	No
Vehicles	Revenue Vehicles	Vans, Cutaways and Autos	Medium-Duty Bus	1	EA	Berrien County	2015	\$294,362.45	10	No
Vehicles	Revenue Vehicles	Vans, Cutaways and Autos	Medium-Duty Bus	1	EA	Berrien County	2015	\$294,362.45	10	No
Vehicles	Revenue Vehicles	Vans, Cutaways and Autos	Medium-Duty Bus	1	EA	Berrien County	2018	\$294,362.45	10	No
Vehicles	Revenue Vehicles	Vans, Cutaways and Autos	Medium-Duty Bus	1	EA	Berrien County	2018	\$294,362.45	10	No



Asset Category	Sub-Category	Asset Class	Asset Name	Quantity	Units	Transit System	Year Acquired	Replacement Value	Useful Life Benchmark	At or Past Useful Life Benchmark
Vehicles	Revenue Vehicles	Vans, Cutaways and Autos	Medium-Duty Bus	1	EA	Berrien County	2018	\$294,362.45	10	No
Vehicles	Revenue Vehicles	Vans, Cutaways and Autos	Medium-Duty Bus	1	EA	Berrien County	2018	\$294,362.45	10	No
Vehicles	Revenue Vehicles	Vans, Cutaways and Autos	Medium-Duty Bus	1	EA	Berrien County	2019	\$294,362.45	10	No
Vehicles	Revenue Vehicles	Vans, Cutaways and Autos	Medium-Duty Bus	1	EA	Big Rapids Dial-A-Ride	2010	\$294,362.45	10	Yes
Vehicles	Revenue Vehicles	Vans, Cutaways and Autos	Medium-Duty Bus	1	EA	Big Rapids Dial-A-Ride	2012	\$294,362.45	10	Yes
Vehicles	Revenue Vehicles	Vans, Cutaways and Autos	Medium-Duty Bus	1	EA	Big Rapids Dial-A-Ride	2012	\$294,362.45	10	Yes
Vehicles	Revenue Vehicles	Vans, Cutaways and Autos	Medium-Duty Bus	1	EA	Big Rapids Dial-A-Ride	2018	\$294,362.45	10	No
Vehicles	Revenue Vehicles	Vans, Cutaways and Autos	Medium-Duty Bus	1	EA	Big Rapids Dial-A-Ride	2018	\$294,362.45	10	No
Vehicles	Revenue Vehicles	Vans, Cutaways and Autos	Medium-Duty Bus	1	EA	Big Rapids Dial-A-Ride	2020	\$294,362.45	10	No
Vehicles	Revenue Vehicles	Vans, Cutaways and Autos	Medium-Duty Bus	1	EA	Big Rapids Dial-A-Ride	2020	\$294,362.45	10	No
Vehicles	Revenue Vehicles	Vans, Cutaways and Autos	Medium-Duty Bus	1	EA	Big Rapids Dial-A-Ride	2020	\$294,362.45	10	No
Vehicles	Revenue Vehicles	Vans, Cutaways and Autos	Medium-Duty Bus	1	EA	Big Rapids Dial-A-Ride	2021	\$294,362.45	10	No
Vehicles	Revenue Vehicles	Vans, Cutaways and Autos	Medium-Duty Bus	1	EA	Big Rapids Dial-A-Ride	2021	\$294,362.45	10	No
Vehicles	Revenue Vehicles	Vans, Cutaways and Autos	Medium-Duty Bus	1	EA	Branch Area Transit Authority	2018	\$294,362.45	10	No
Vehicles	Revenue Vehicles	Vans, Cutaways and Autos	Medium-Duty Bus	1	EA	Branch Area Transit Authority	2018	\$294,362.45	10	No
Vehicles	Revenue Vehicles	Vans, Cutaways and Autos	Medium-Duty Bus	1	EA	Branch Area Transit Authority	2019	\$294,362.45	10	No
Vehicles	Revenue Vehicles	Vans, Cutaways and Autos	Medium-Duty Bus	1	EA	Branch Area Transit Authority	2019	\$294,362.45	10	No
Vehicles	Revenue Vehicles	Vans, Cutaways and Autos	Medium-Duty Bus	1	EA	Branch Area Transit Authority	2019	\$294,362.45	10	No
Vehicles	Revenue Vehicles	Vans, Cutaways and Autos	Medium-Duty Bus	1	EA	Cadillac/Wexford Transit Authority	2015	\$294,362.45	10	No
Vehicles	Revenue Vehicles	Vans, Cutaways and Autos	Medium-Duty Bus	1	EA	Cadillac/Wexford Transit Authority	2015	\$294,362.45	10	No
Vehicles	Revenue Vehicles	Vans, Cutaways and Autos	Medium-Duty Bus	1	EA	Cadillac/Wexford Transit Authority	2019	\$294,362.45	10	No
Vehicles	Revenue Vehicles	Vans, Cutaways and Autos	Medium-Duty Bus	1	EA	Cadillac/Wexford Transit Authority	2021	\$294,362.45	10	No



Asset Category	Sub-Category	Asset Class	Asset Name	Quantity	Units	Transit System	Year Acquired	Replacement Value	Useful Life Benchmark	At or Past Useful Life Benchmark
Vehicles	Revenue Vehicles	Vans, Cutaways and Autos	Medium-Duty Bus	1	EA	Cadillac/Wexford Transit Authority	2021	\$294,362.45	10	No
Vehicles	Revenue Vehicles	Vans, Cutaways and Autos	Medium-Duty Bus	1	EA	Cass County Transportation Authority	2015	\$294,362.45	10	No
Vehicles	Revenue Vehicles	Vans, Cutaways and Autos	Medium-Duty Bus	1	EA	Cass County Transportation Authority	2016	\$294,362.45	10	No
Vehicles	Revenue Vehicles	Vans, Cutaways and Autos	Medium-Duty Bus	1	EA	Cass County Transportation Authority	2020	\$294,362.45	10	No
Vehicles	Revenue Vehicles	Vans, Cutaways and Autos	Medium-Duty Bus	1	EA	Cass County Transportation Authority	2020	\$294,362.45	10	No
Vehicles	Revenue Vehicles	Vans, Cutaways and Autos	Medium-Duty Bus	1	EA	Clare County Transit Corporation	2005	\$294,362.45	10	Yes
Vehicles	Revenue Vehicles	Vans, Cutaways and Autos	Medium-Duty Bus	1	EA	Clare County Transit Corporation	2011	\$294,362.45	10	Yes
Vehicles	Revenue Vehicles	Vans, Cutaways and Autos	Medium-Duty Bus	1	EA	Clare County Transit Corporation	2011	\$294,362.45	10	Yes
Vehicles	Revenue Vehicles	Vans, Cutaways and Autos	Medium-Duty Bus	1	EA	Clare County Transit Corporation	2011	\$294,362.45	10	Yes
Vehicles	Revenue Vehicles	Vans, Cutaways and Autos	Medium-Duty Bus	1	EA	Clare County Transit Corporation	2011	\$294,362.45	10	Yes
Vehicles	Revenue Vehicles	Vans, Cutaways and Autos	Medium-Duty Bus	1	EA	Clare County Transit Corporation	2015	\$294,362.45	10	No
Vehicles	Revenue Vehicles	Vans, Cutaways and Autos	Medium-Duty Bus	1	EA	Clare County Transit Corporation	2015	\$294,362.45	10	No
Vehicles	Revenue Vehicles	Vans, Cutaways and Autos	Medium-Duty Bus	1	EA	Clare County Transit Corporation	2017	\$294,362.45	10	No
Vehicles	Revenue Vehicles	Vans, Cutaways and Autos	Medium-Duty Bus	1	EA	Clare County Transit Corporation	2017	\$294,362.45	10	No
Vehicles	Revenue Vehicles	Vans, Cutaways and Autos	Medium-Duty Bus	1	EA	Clare County Transit Corporation	2019	\$294,362.45	10	No
Vehicles	Revenue Vehicles	Vans, Cutaways and Autos	Medium-Duty Bus	1	EA	Clare County Transit Corporation	2019	\$294,362.45	10	No
Vehicles	Revenue Vehicles	Vans, Cutaways and Autos	Medium-Duty Bus	1	EA	Clare County Transit Corporation	2020	\$294,362.45	10	No
Vehicles	Revenue Vehicles	Vans, Cutaways and Autos	Medium-Duty Bus	1	EA	Clare County Transit Corporation	2020	\$294,362.45	10	No
Vehicles	Revenue Vehicles	Vans, Cutaways and Autos	Medium-Duty Bus	1	EA	Clare County Transit Corporation	2020	\$294,362.45	10	No
Vehicles	Revenue Vehicles	Vans, Cutaways and Autos	Medium-Duty Bus	1	EA	Clare County Transit Corporation	2020	\$294,362.45	10	No
Vehicles	Revenue Vehicles	Vans, Cutaways and Autos	Medium-Duty Bus	1	EA	Clare County Transit Corporation	2020	\$294,362.45	10	No
Vehicles	Revenue Vehicles	Vans, Cutaways and Autos	Medium-Duty Bus	1	EA	Clare County Transit Corporation	2020	\$294,362.45	10	No
Vehicles	Revenue Vehicles	Vans, Cutaways and Autos	Medium-Duty Bus	1	EA	Clare County Transit Corporation	2020	\$294,362.45	10	No

Asset Category	Sub-Category	Asset Class	Asset Name	Quantity	Units	Transit System	Year Acquired	Replacement Value	Useful Life Benchmark	At or Past Useful Life Benchmark
Vehicles	Revenue Vehicles	Vans, Cutaways and Autos	Medium-Duty Bus	1	EA	Clare County Transit Corporation	2020	\$294,362.45	10	No
Vehicles	Revenue Vehicles	Vans, Cutaways and Autos	Medium-Duty Bus	1	EA	Clare County Transit Corporation	2020	\$294,362.45	10	No
Vehicles	Revenue Vehicles	Vans, Cutaways and Autos	Medium-Duty Bus	1	EA	Crawford County Transportation Authority	1997	\$294,362.45	10	Yes
Vehicles	Revenue Vehicles	Vans, Cutaways and Autos	Medium-Duty Bus	1	EA	Crawford County Transportation Authority	2011	\$294,362.45	10	Yes
Vehicles	Revenue Vehicles	Vans, Cutaways and Autos	Medium-Duty Bus	1	EA	Crawford County Transportation Authority	2020	\$294,362.45	10	No
Vehicles	Revenue Vehicles	Vans, Cutaways and Autos	Medium-Duty Bus	1	EA	Crawford County Transportation Authority	2020	\$294,362.45	10	No
Vehicles	Revenue Vehicles	Vans, Cutaways and Autos	Medium-Duty Bus	1	EA	Crawford County Transportation Authority	2020	\$294,362.45	10	No
Vehicles	Revenue Vehicles	Vans, Cutaways and Autos	Medium-Duty Bus	1	EA	Crawford County Transportation Authority	2020	\$294,362.45	10	No
Vehicles	Revenue Vehicles	Vans, Cutaways and Autos	Medium-Duty Bus	1	EA	Crawford County Transportation Authority	2020	\$294,362.45	10	No
Vehicles	Revenue Vehicles	Vans, Cutaways and Autos	Medium-Duty Bus	1	EA	Crawford County Transportation Authority	2020	\$294,362.45	10	No
Vehicles	Revenue Vehicles	Vans, Cutaways and Autos	Medium-Duty Bus	1	EA	Crawford County Transportation Authority	2020	\$294,362.45	10	No
Vehicles	Revenue Vehicles	Vans, Cutaways and Autos	Medium-Duty Bus	1	EA	Crawford County Transportation Authority	2020	\$294,362.45	10	No
Vehicles	Revenue Vehicles	Vans, Cutaways and Autos	Medium-Duty Bus	1	EA	Crawford County Transportation Authority	2020	\$294,362.45	10	No
Vehicles	Revenue Vehicles	Vans, Cutaways and Autos	Medium-Duty Bus	1	EA	Crawford County Transportation Authority	2020	\$294,362.45	10	No
Vehicles	Revenue Vehicles	Vans, Cutaways and Autos	Medium-Duty Bus	1	EA	Crawford County Transportation Authority	2020	\$294,362.45	10	No
Vehicles	Revenue Vehicles	Vans, Cutaways and Autos	Medium-Duty Bus	1	EA	Crawford County Transportation Authority	2021	\$294,362.45	10	No
Vehicles	Revenue Vehicles	Vans, Cutaways and Autos	Medium-Duty Bus	1	EA	Delta Area Transit Authority	2021	\$294,362.45	10	No
Vehicles	Revenue Vehicles	Vans, Cutaways and Autos	Medium-Duty Bus	1	EA	Delta Area Transit Authority	2015	\$294,362.45	10	No
Vehicles	Revenue Vehicles	Vans, Cutaways and Autos	Medium-Duty Bus	1	EA	Delta Area Transit Authority	2020	\$294,362.45	10	No
Vehicles	Revenue Vehicles	Vans, Cutaways and Autos	Medium-Duty Bus	1	EA	Eaton County Transportation Authority	2012	\$294,362.45	10	Yes
Vehicles	Revenue Vehicles	Vans, Cutaways and Autos	Medium-Duty Bus	1	EA	Eaton County Transportation Authority	2012	\$294,362.45	10	Yes
Vehicles	Revenue Vehicles	Vans, Cutaways and Autos	Medium-Duty Bus	1	EA	Eaton County Transportation Authority	2016	\$294,362.45	10	No
Vehicles	Revenue Vehicles	Vans, Cutaways and Autos	Medium-Duty Bus	1	EA	Eaton County Transportation Authority	2016	\$294,362.45	10	No

Asset Category	Sub-Category	Asset Class	Asset Name	Quantity	Units	Transit System	Year Acquired	Replacement Value	Useful Life Benchmark	At or Past Useful Life Benchmark
Vehicles	Revenue Vehicles	Vans, Cutaways and Autos	Medium-Duty Bus	1	EA	Eaton County Transportation Authority	2016	\$294,362.45	10	No
Vehicles	Revenue Vehicles	Vans, Cutaways and Autos	Medium-Duty Bus	1	EA	Eaton County Transportation Authority	2018	\$294,362.45	10	No
Vehicles	Revenue Vehicles	Vans, Cutaways and Autos	Medium-Duty Bus	1	EA	Eaton County Transportation Authority	2018	\$294,362.45	10	No
Vehicles	Revenue Vehicles	Vans, Cutaways and Autos	Medium-Duty Bus	1	EA	Eaton County Transportation Authority	2018	\$294,362.45	10	No
Vehicles	Revenue Vehicles	Vans, Cutaways and Autos	Medium-Duty Bus	1	EA	Eaton County Transportation Authority	2020	\$294,362.45	10	No
Vehicles	Revenue Vehicles	Vans, Cutaways and Autos	Medium-Duty Bus	1	EA	Eaton County Transportation Authority	2020	\$294,362.45	10	No
Vehicles	Revenue Vehicles	Vans, Cutaways and Autos	Medium-Duty Bus	1	EA	Eaton County Transportation Authority	2021	\$294,362.45	10	No
Vehicles	Revenue Vehicles	Vans, Cutaways and Autos	Medium-Duty Bus	1	EA	Gladwin City/County Transit	2009	\$294,362.45	10	Yes
Vehicles	Revenue Vehicles	Vans, Cutaways and Autos	Medium-Duty Bus	1	EA	Gladwin City/County Transit	2009	\$294,362.45	10	Yes
Vehicles	Revenue Vehicles	Vans, Cutaways and Autos	Medium-Duty Bus	1	EA	Gladwin City/County Transit	2009	\$294,362.45	10	Yes
Vehicles	Revenue Vehicles	Vans, Cutaways and Autos	Medium-Duty Bus	1	EA	Gladwin City/County Transit	2011	\$294,362.45	10	Yes
Vehicles	Revenue Vehicles	Vans, Cutaways and Autos	Medium-Duty Bus	1	EA	Gladwin City/County Transit	2014	\$294,362.45	10	No
Vehicles	Revenue Vehicles	Vans, Cutaways and Autos	Medium-Duty Bus	1	EA	Greater Lapeer Transportation Authority	2011	\$294,362.45	10	Yes
Vehicles	Revenue Vehicles	Vans, Cutaways and Autos	Medium-Duty Bus	1	EA	Greater Lapeer Transportation Authority	2013	\$294,362.45	10	No
Vehicles	Revenue Vehicles	Vans, Cutaways and Autos	Medium-Duty Bus	1	EA	Greater Lapeer Transportation Authority	2013	\$294,362.45	10	No
Vehicles	Revenue Vehicles	Vans, Cutaways and Autos	Medium-Duty Bus	1	EA	Greater Lapeer Transportation Authority	2014	\$294,362.45	10	No
Vehicles	Revenue Vehicles	Vans, Cutaways and Autos	Medium-Duty Bus	1	EA	Greater Lapeer Transportation Authority	2014	\$294,362.45	10	No
Vehicles	Revenue Vehicles	Vans, Cutaways and Autos	Medium-Duty Bus	1	EA	Greater Lapeer Transportation Authority	2014	\$294,362.45	10	No
Vehicles	Revenue Vehicles	Vans, Cutaways and Autos	Medium-Duty Bus	1	EA	Greater Lapeer Transportation Authority	2014	\$294,362.45	10	No
Vehicles	Revenue Vehicles	Vans, Cutaways and Autos	Medium-Duty Bus	1	EA	Greater Lapeer Transportation Authority	2014	\$294,362.45	10	No
Vehicles	Revenue Vehicles	Vans, Cutaways and Autos	Medium-Duty Bus	1	EA	Greater Lapeer Transportation Authority	2014	\$294,362.45	10	No
Vehicles	Revenue Vehicles	Vans, Cutaways and Autos	Medium-Duty Bus	1	EA	Greater Lapeer Transportation Authority	2015	\$294,362.45	10	No



Asset Category	Sub-Category	Asset Class	Asset Name	Quantity	Units	Transit System	Year Acquired	Replacement Value	Useful Life Benchmark	At or Past Useful Life Benchmark
Vehicles	Revenue Vehicles	Vans, Cutaways and Autos	Medium-Duty Bus	1	EA	Greater Lapeer Transportation Authority	2018	\$294,362.45	10	No
Vehicles	Revenue Vehicles	Vans, Cutaways and Autos	Medium-Duty Bus	1	EA	Greater Lapeer Transportation Authority	2018	\$294,362.45	10	No
Vehicles	Revenue Vehicles	Vans, Cutaways and Autos	Medium-Duty Bus	1	EA	Greater Lapeer Transportation Authority	2019	\$294,362.45	10	No
Vehicles	Revenue Vehicles	Vans, Cutaways and Autos	Medium-Duty Bus	1	EA	Greater Lapeer Transportation Authority	2020	\$294,362.45	10	No
Vehicles	Revenue Vehicles	Vans, Cutaways and Autos	Medium-Duty Bus	1	EA	Greenville Transit	2014	\$294,362.45	10	No
Vehicles	Revenue Vehicles	Vans, Cutaways and Autos	Medium-Duty Bus	1	EA	Greenville Transit	2014	\$294,362.45	10	No
Vehicles	Revenue Vehicles	Vans, Cutaways and Autos	Medium-Duty Bus	1	EA	Greenville Transit	2015	\$294,362.45	10	No
Vehicles	Revenue Vehicles	Vans, Cutaways and Autos	Medium-Duty Bus	1	EA	Greenville Transit	2015	\$294,362.45	10	No
Vehicles	Revenue Vehicles	Vans, Cutaways and Autos	Medium-Duty Bus	1	EA	Greenville Transit	2015	\$294,362.45	10	No
Vehicles	Revenue Vehicles	Vans, Cutaways and Autos	Medium-Duty Bus	1	EA	Greenville Transit	2020	\$294,362.45	10	No
Vehicles	Revenue Vehicles	Vans, Cutaways and Autos	Medium-Duty Bus	1	EA	Hillsdale Dial-A-Ride	2012	\$294,362.45	10	Yes
Vehicles	Revenue Vehicles	Vans, Cutaways and Autos	Medium-Duty Bus	1	EA	Hillsdale Dial-A-Ride	2018	\$294,362.45	10	No
Vehicles	Revenue Vehicles	Vans, Cutaways and Autos	Medium-Duty Bus	1	EA	Hillsdale Dial-A-Ride	2020	\$294,362.45	10	No
Vehicles	Revenue Vehicles	Vans, Cutaways and Autos	Medium-Duty Bus	1	EA	Houghton Motor Transit Line	2012	\$294,362.45	10	Yes
Vehicles	Revenue Vehicles	Vans, Cutaways and Autos	Medium-Duty Bus	1	EA	Houghton Motor Transit Line	2015	\$294,362.45	10	No
Vehicles	Revenue Vehicles	Vans, Cutaways and Autos	Medium-Duty Bus	1	EA	Huron Transit Corporation	2006	\$294,362.45	10	Yes
Vehicles	Revenue Vehicles	Vans, Cutaways and Autos	Medium-Duty Bus	1	EA	Huron Transit Corporation	2007	\$294,362.45	10	Yes
Vehicles	Revenue Vehicles	Vans, Cutaways and Autos	Medium-Duty Bus	1	EA	Huron Transit Corporation	2008	\$294,362.45	10	Yes
Vehicles	Revenue Vehicles	Vans, Cutaways and Autos	Medium-Duty Bus	1	EA	Huron Transit Corporation	2010	\$294,362.45	10	Yes
Vehicles	Revenue Vehicles	Vans, Cutaways and Autos	Medium-Duty Bus	1	EA	Huron Transit Corporation	2010	\$294,362.45	10	Yes
Vehicles	Revenue Vehicles	Vans, Cutaways and Autos	Medium-Duty Bus	1	EA	Huron Transit Corporation	2010	\$294,362.45	10	Yes
Vehicles	Revenue Vehicles	Vans, Cutaways and Autos	Medium-Duty Bus	1	EA	Huron Transit Corporation	2010	\$294,362.45	10	Yes



Asset Category	Sub-Category	Asset Class	Asset Name	Quantity	Units	Transit System	Year Acquired	Replacement Value	Useful Life Benchmark	At or Past Useful Life Benchmark
Vehicles	Revenue Vehicles	Vans, Cutaways and Autos	Medium-Duty Bus	1	EA	Huron Transit Corporation	2011	\$294,362.45	10	Yes
Vehicles	Revenue Vehicles	Vans, Cutaways and Autos	Medium-Duty Bus	1	EA	Huron Transit Corporation	2011	\$294,362.45	10	Yes
Vehicles	Revenue Vehicles	Vans, Cutaways and Autos	Medium-Duty Bus	1	EA	Huron Transit Corporation	2011	\$294,362.45	10	Yes
Vehicles	Revenue Vehicles	Vans, Cutaways and Autos	Medium-Duty Bus	1	EA	Huron Transit Corporation	2011	\$294,362.45	10	Yes
Vehicles	Revenue Vehicles	Vans, Cutaways and Autos	Medium-Duty Bus	1	EA	Huron Transit Corporation	2012	\$294,362.45	10	Yes
Vehicles	Revenue Vehicles	Vans, Cutaways and Autos	Medium-Duty Bus	1	EA	Huron Transit Corporation	2012	\$294,362.45	10	Yes
Vehicles	Revenue Vehicles	Vans, Cutaways and Autos	Medium-Duty Bus	1	EA	Huron Transit Corporation	2012	\$294,362.45	10	Yes
Vehicles	Revenue Vehicles	Vans, Cutaways and Autos	Medium-Duty Bus	1	EA	Huron Transit Corporation	2012	\$294,362.45	10	Yes
Vehicles	Revenue Vehicles	Vans, Cutaways and Autos	Medium-Duty Bus	1	EA	Huron Transit Corporation	2014	\$294,362.45	10	No
Vehicles	Revenue Vehicles	Vans, Cutaways and Autos	Medium-Duty Bus	1	EA	Huron Transit Corporation	2017	\$294,362.45	10	No
Vehicles	Revenue Vehicles	Vans, Cutaways and Autos	Medium-Duty Bus	1	EA	Huron Transit Corporation	2017	\$294,362.45	10	No
Vehicles	Revenue Vehicles	Vans, Cutaways and Autos	Medium-Duty Bus	1	EA	Huron Transit Corporation	2017	\$294,362.45	10	No
Vehicles	Revenue Vehicles	Vans, Cutaways and Autos	Medium-Duty Bus	1	EA	Huron Transit Corporation	2018	\$294,362.45	10	No
Vehicles	Revenue Vehicles	Vans, Cutaways and Autos	Medium-Duty Bus	1	EA	Huron Transit Corporation	2018	\$294,362.45	10	No
Vehicles	Revenue Vehicles	Vans, Cutaways and Autos	Medium-Duty Bus	1	EA	Huron Transit Corporation	2018	\$294,362.45	10	No
Vehicles	Revenue Vehicles	Vans, Cutaways and Autos	Medium-Duty Bus	1	EA	Huron Transit Corporation	2020	\$294,362.45	10	No
Vehicles	Revenue Vehicles	Vans, Cutaways and Autos	Medium-Duty Bus	1	EA	Huron Transit Corporation	2020	\$294,362.45	10	No
Vehicles	Revenue Vehicles	Vans, Cutaways and Autos	Medium-Duty Bus	1	EA	Huron Transit Corporation	2020	\$294,362.45	10	No
Vehicles	Revenue Vehicles	Vans, Cutaways and Autos	Medium-Duty Bus	1	EA	Huron Transit Corporation	2020	\$294,362.45	10	No
Vehicles	Revenue Vehicles	Vans, Cutaways and Autos	Medium-Duty Bus	1	EA	Huron Transit Corporation	2020	\$294,362.45	10	No
Vehicles	Revenue Vehicles	Vans, Cutaways and Autos	Medium-Duty Bus	1	EA	Huron Transit Corporation	2020	\$294,362.45	10	No
Vehicles	Revenue Vehicles	Vans, Cutaways and Autos	Medium-Duty Bus	1	EA	Huron Transit Corporation	2020	\$294,362.45	10	No
Vehicles	Revenue Vehicles	Vans, Cutaways and Autos	Medium-Duty Bus	1	EA	Huron Transit Corporation	2020	\$294,362.45	10	No

Asset Category	Sub-Category	Asset Class	Asset Name	Quantity	Units	Transit System	Year Acquired	Replacement Value	Useful Life Benchmark	At or Past Useful Life Benchmark
Vehicles	Revenue Vehicles	Vans, Cutaways and Autos	Medium-Duty Bus	1	EA	Huron Transit Corporation	2020	\$294,362.45	10	No
Vehicles	Revenue Vehicles	Vans, Cutaways and Autos	Medium-Duty Bus	1	EA	Huron Transit Corporation	2020	\$294,362.45	10	No
Vehicles	Revenue Vehicles	Vans, Cutaways and Autos	Medium-Duty Bus	1	EA	Huron Transit Corporation	2020	\$294,362.45	10	No
Vehicles	Revenue Vehicles	Vans, Cutaways and Autos	Medium-Duty Bus	1	EA	Huron Transit Corporation	2020	\$294,362.45	10	No
Vehicles	Revenue Vehicles	Vans, Cutaways and Autos	Medium-Duty Bus	1	EA	Iosco Transit Corporation	2009	\$294,362.45	10	Yes
Vehicles	Revenue Vehicles	Vans, Cutaways and Autos	Medium-Duty Bus	1	EA	Iosco Transit Corporation	2015	\$294,362.45	10	No
Vehicles	Revenue Vehicles	Vans, Cutaways and Autos	Medium-Duty Bus	1	EA	Iosco Transit Corporation	2018	\$294,362.45	10	No
Vehicles	Revenue Vehicles	Vans, Cutaways and Autos	Medium-Duty Bus	1	EA	Iosco Transit Corporation	2019	\$294,362.45	10	No
Vehicles	Revenue Vehicles	Vans, Cutaways and Autos	Medium-Duty Bus	1	EA	Iosco Transit Corporation	2019	\$294,362.45	10	No
Vehicles	Revenue Vehicles	Vans, Cutaways and Autos	Medium-Duty Bus	1	EA	Isabella County Transportation Commission	2012	\$294,362.45	10	Yes
Vehicles	Revenue Vehicles	Vans, Cutaways and Autos	Medium-Duty Bus	1	EA	Isabella County Transportation Commission	2014	\$294,362.45	10	No
Vehicles	Revenue Vehicles	Vans, Cutaways and Autos	Medium-Duty Bus	1	EA	Isabella County Transportation Commission	2014	\$294,362.45	10	No
Vehicles	Revenue Vehicles	Vans, Cutaways and Autos	Medium-Duty Bus	1	EA	Isabella County Transportation Commission	2016	\$294,362.45	10	No
Vehicles	Revenue Vehicles	Vans, Cutaways and Autos	Medium-Duty Bus	1	EA	Isabella County Transportation Commission	2017	\$294,362.45	10	No
Vehicles	Revenue Vehicles	Vans, Cutaways and Autos	Medium-Duty Bus	1	EA	Isabella County Transportation Commission	2017	\$294,362.45	10	No
Vehicles	Revenue Vehicles	Vans, Cutaways and Autos	Medium-Duty Bus	1	EA	Isabella County Transportation Commission	2018	\$294,362.45	10	No
Vehicles	Revenue Vehicles	Vans, Cutaways and Autos	Medium-Duty Bus	1	EA	Isabella County Transportation Commission	2019	\$294,362.45	10	No
Vehicles	Revenue Vehicles	Vans, Cutaways and Autos	Medium-Duty Bus	1	EA	Isabella County Transportation Commission	2019	\$294,362.45	10	No
Vehicles	Revenue Vehicles	Vans, Cutaways and Autos	Medium-Duty Bus	1	EA	Isabella County Transportation Commission	2019	\$294,362.45	10	No
Vehicles	Revenue Vehicles	Vans, Cutaways and Autos	Medium-Duty Bus	1	EA	Isabella County Transportation Commission	2019	\$294,362.45	10	No
Vehicles	Revenue Vehicles	Vans, Cutaways and Autos	Medium-Duty Bus	1	EA	Isabella County Transportation Commission	2019	\$294,362.45	10	No
Vehicles	Revenue Vehicles	Vans, Cutaways and Autos	Medium-Duty Bus	1	EA	Isabella County Transportation Commission	2019	\$294,362.45	10	No

Asset Category	Sub-Category	Asset Class	Asset Name	Quantity	Units	Transit System	Year Acquired	Replacement Value	Useful Life Benchmark	At or Past Useful Life Benchmark
Vehicles	Revenue Vehicles	Vans, Cutaways and Autos	Medium-Duty Bus	1	EA	Isabella County Transportation Commission	2019	\$294,362.45	10	No
Vehicles	Revenue Vehicles	Vans, Cutaways and Autos	Medium-Duty Bus	1	EA	Isabella County Transportation Commission	2019	\$294,362.45	10	No
Vehicles	Revenue Vehicles	Vans, Cutaways and Autos	Medium-Duty Bus	1	EA	Isabella County Transportation Commission	2020	\$294,362.45	10	No
Vehicles	Revenue Vehicles	Vans, Cutaways and Autos	Medium-Duty Bus	1	EA	Isabella County Transportation Commission	2020	\$294,362.45	10	No
Vehicles	Revenue Vehicles	Vans, Cutaways and Autos	Medium-Duty Bus	1	EA	Isabella County Transportation Commission	2020	\$294,362.45	10	No
Vehicles	Revenue Vehicles	Vans, Cutaways and Autos	Medium-Duty Bus	1	EA	Isabella County Transportation Commission	2021	\$294,362.45	10	No
Vehicles	Revenue Vehicles	Vans, Cutaways and Autos	Medium-Duty Bus	1	EA	Isabella County Transportation Commission	2021	\$294,362.45	10	No
Vehicles	Revenue Vehicles	Vans, Cutaways and Autos	Medium-Duty Bus	1	EA	Isabella County Transportation Commission	2021	\$294,362.45	10	No
Vehicles	Revenue Vehicles	Vans, Cutaways and Autos	Medium-Duty Bus	1	EA	Kalkaska Public Transit Authority	2011	\$294,362.45	10	Yes
Vehicles	Revenue Vehicles	Vans, Cutaways and Autos	Medium-Duty Bus	1	EA	Kalkaska Public Transit Authority	2012	\$294,362.45	10	Yes
Vehicles	Revenue Vehicles	Vans, Cutaways and Autos	Medium-Duty Bus	1	EA	Kalkaska Public Transit Authority	2012	\$294,362.45	10	Yes
Vehicles	Revenue Vehicles	Vans, Cutaways and Autos	Medium-Duty Bus	1	EA	Kalkaska Public Transit Authority	2012	\$294,362.45	10	Yes
Vehicles	Revenue Vehicles	Vans, Cutaways and Autos	Medium-Duty Bus	1	EA	Kalkaska Public Transit Authority	2012	\$294,362.45	10	Yes
Vehicles	Revenue Vehicles	Vans, Cutaways and Autos	Medium-Duty Bus	1	EA	Kalkaska Public Transit Authority	2014	\$294,362.45	10	No
Vehicles	Revenue Vehicles	Vans, Cutaways and Autos	Medium-Duty Bus	1	EA	Kalkaska Public Transit Authority	2014	\$294,362.45	10	No
Vehicles	Revenue Vehicles	Vans, Cutaways and Autos	Medium-Duty Bus	1	EA	Kalkaska Public Transit Authority	2014	\$294,362.45	10	No
Vehicles	Revenue Vehicles	Vans, Cutaways and Autos	Medium-Duty Bus	1	EA	Key Opportunities	2012	\$294,362.45	10	Yes
Vehicles	Revenue Vehicles	Vans, Cutaways and Autos	Medium-Duty Bus	1	EA	Ludington Mass Transportation Authority	2007	\$294,362.45	10	Yes
Vehicles	Revenue Vehicles	Vans, Cutaways and Autos	Medium-Duty Bus	1	EA	Ludington Mass Transportation Authority	2007	\$294,362.45	10	Yes
Vehicles	Revenue Vehicles	Vans, Cutaways and Autos	Medium-Duty Bus	1	EA	Ludington Mass Transportation Authority	2008	\$294,362.45	10	Yes
Vehicles	Revenue Vehicles	Vans, Cutaways and Autos	Medium-Duty Bus	1	EA	Ludington Mass Transportation Authority	2012	\$294,362.45	10	Yes
Vehicles	Revenue Vehicles	Vans, Cutaways and Autos	Medium-Duty Bus	1	EA	Ludington Mass Transportation Authority	2013	\$294,362.45	10	No



Asset Category	Sub-Category	Asset Class	Asset Name	Quantity	Units	Transit System	Year Acquired	Replacement Value	Useful Life Benchmark	At or Past Useful Life Benchmark
Vehicles	Revenue Vehicles	Vans, Cutaways and Autos	Medium-Duty Bus	1	EA	Ludington Mass Transportation Authority	2014	\$294,362.45	10	No
Vehicles	Revenue Vehicles	Vans, Cutaways and Autos	Medium-Duty Bus	1	EA	Ludington Mass Transportation Authority	1015	\$294,362.45	10	Yes
Vehicles	Revenue Vehicles	Vans, Cutaways and Autos	Medium-Duty Bus	1	EA	Ludington Mass Transportation Authority	2018	\$294,362.45	10	No
Vehicles	Revenue Vehicles	Vans, Cutaways and Autos	Medium-Duty Bus	1	EA	Ludington Mass Transportation Authority	2018	\$294,362.45	10	No
Vehicles	Revenue Vehicles	Vans, Cutaways and Autos	Medium-Duty Bus	1	EA	Ludington Mass Transportation Authority	2021	\$294,362.45	10	No
Vehicles	Revenue Vehicles	Vans, Cutaways and Autos	Medium-Duty Bus	1	EA	Manistee County Transportation, Inc.	2007	\$294,362.45	10	Yes
Vehicles	Revenue Vehicles	Vans, Cutaways and Autos	Medium-Duty Bus	1	EA	Manistee County Transportation, Inc.	2007	\$294,362.45	10	Yes
Vehicles	Revenue Vehicles	Vans, Cutaways and Autos	Medium-Duty Bus	1	EA	Manistee County Transportation, Inc.	2011	\$294,362.45	10	Yes
Vehicles	Revenue Vehicles	Vans, Cutaways and Autos	Medium-Duty Bus	1	EA	Manistee County Transportation, Inc.	2011	\$294,362.45	10	Yes
Vehicles	Revenue Vehicles	Vans, Cutaways and Autos	Medium-Duty Bus	1	EA	Manistee County Transportation, Inc.	2011	\$294,362.45	10	Yes
Vehicles	Revenue Vehicles	Vans, Cutaways and Autos	Medium-Duty Bus	1	EA	Manistee County Transportation, Inc.	2011	\$294,362.45	10	Yes
Vehicles	Revenue Vehicles	Vans, Cutaways and Autos	Medium-Duty Bus	1	EA	Manistee County Transportation, Inc.	2012	\$294,362.45	10	Yes
Vehicles	Revenue Vehicles	Vans, Cutaways and Autos	Medium-Duty Bus	1	EA	Manistee County Transportation, Inc.	2013	\$294,362.45	10	No
Vehicles	Revenue Vehicles	Vans, Cutaways and Autos	Medium-Duty Bus	1	EA	Manistee County Transportation, Inc.	2013	\$294,362.45	10	No
Vehicles	Revenue Vehicles	Vans, Cutaways and Autos	Medium-Duty Bus	1	EA	Manistee County Transportation, Inc.	2013	\$294,362.45	10	No
Vehicles	Revenue Vehicles	Vans, Cutaways and Autos	Medium-Duty Bus	1	EA	Manistee County Transportation, Inc.	2014	\$294,362.45	10	No
Vehicles	Revenue Vehicles	Vans, Cutaways and Autos	Medium-Duty Bus	1	EA	Manistee County Transportation, Inc.	2014	\$294,362.45	10	No
Vehicles	Revenue Vehicles	Vans, Cutaways and Autos	Medium-Duty Bus	1	EA	Manistee County Transportation, Inc.	2015	\$294,362.45	10	No
Vehicles	Revenue Vehicles	Vans, Cutaways and Autos	Medium-Duty Bus	1	EA	Manistee County Transportation, Inc.	2015	\$294,362.45	10	No
Vehicles	Revenue Vehicles	Vans, Cutaways and Autos	Medium-Duty Bus	1	EA	Manistee County Transportation, Inc.	2015	\$294,362.45	10	No
Vehicles	Revenue Vehicles	Vans, Cutaways and Autos	Medium-Duty Bus	1	EA	Manistee County Transportation, Inc.	2015	\$294,362.45	10	No
Vehicles	Revenue Vehicles	Vans, Cutaways and Autos	Medium-Duty Bus	1	EA	Manistee County Transportation, Inc.	2015	\$294,362.45	10	No



Asset Category	Sub-Category	Asset Class	Asset Name	Quantity	Units	Transit System	Year Acquired	Replacement Value	Useful Life Benchmark	At or Past Useful Life Benchmark
Vehicles	Revenue Vehicles	Vans, Cutaways and Autos	Medium-Duty Bus	1	EA	Manistee County Transportation, Inc.	2016	\$294,362.45	10	No
Vehicles	Revenue Vehicles	Vans, Cutaways and Autos	Medium-Duty Bus	1	EA	Manistee County Transportation, Inc.	2016	\$294,362.45	10	No
Vehicles	Revenue Vehicles	Vans, Cutaways and Autos	Medium-Duty Bus	1	EA	Manistee County Transportation, Inc.	2016	\$294,362.45	10	No
Vehicles	Revenue Vehicles	Vans, Cutaways and Autos	Medium-Duty Bus	1	EA	Manistee County Transportation, Inc.	2016	\$294,362.45	10	No
Vehicles	Revenue Vehicles	Vans, Cutaways and Autos	Medium-Duty Bus	1	EA	Manistee County Transportation, Inc.	2016	\$294,362.45	10	No
Vehicles	Revenue Vehicles	Vans, Cutaways and Autos	Medium-Duty Bus	1	EA	Marquette County Transit Authority	2012	\$294,362.45	10	Yes
Vehicles	Revenue Vehicles	Vans, Cutaways and Autos	Medium-Duty Bus	1	EA	Marquette County Transit Authority	2012	\$294,362.45	10	Yes
Vehicles	Revenue Vehicles	Vans, Cutaways and Autos	Medium-Duty Bus	1	EA	Marquette County Transit Authority	2017	\$294,362.45	10	No
Vehicles	Revenue Vehicles	Vans, Cutaways and Autos	Medium-Duty Bus	1	EA	Marquette County Transit Authority	2019	\$294,362.45	10	No
Vehicles	Revenue Vehicles	Vans, Cutaways and Autos	Medium-Duty Bus	1	EA	Marquette County Transit Authority	2019	\$294,362.45	10	No
Vehicles	Revenue Vehicles	Vans, Cutaways and Autos	Medium-Duty Bus	1	EA	Marquette County Transit Authority	2019	\$294,362.45	10	No
Vehicles	Revenue Vehicles	Vans, Cutaways and Autos	Medium-Duty Bus	1	EA	Marquette County Transit Authority	2019	\$294,362.45	10	No
Vehicles	Revenue Vehicles	Vans, Cutaways and Autos	Medium-Duty Bus	1	EA	Marquette County Transit Authority	2019	\$294,362.45	10	No
Vehicles	Revenue Vehicles	Vans, Cutaways and Autos	Medium-Duty Bus	1	EA	Marquette County Transit Authority	2019	\$294,362.45	10	No
Vehicles	Revenue Vehicles	Vans, Cutaways and Autos	Medium-Duty Bus	1	EA	Marquette County Transit Authority	2019	\$294,362.45	10	No
Vehicles	Revenue Vehicles	Vans, Cutaways and Autos	Medium-Duty Bus	1	EA	Marquette County Transit Authority	2019	\$294,362.45	10	No
Vehicles	Revenue Vehicles	Vans, Cutaways and Autos	Medium-Duty Bus	1	EA	Marquette County Transit Authority	2020	\$294,362.45	10	No
Vehicles	Revenue Vehicles	Vans, Cutaways and Autos	Medium-Duty Bus	1	EA	Marquette County Transit Authority	2020	\$294,362.45	10	No
Vehicles	Revenue Vehicles	Vans, Cutaways and Autos	Medium-Duty Bus	1	EA	Marquette County Transit Authority	2020	\$294,362.45	10	No
Vehicles	Revenue Vehicles	Vans, Cutaways and Autos	Medium-Duty Bus	1	EA	Marquette County Transit Authority	2020	\$294,362.45	10	No
Vehicles	Revenue Vehicles	Vans, Cutaways and Autos	Medium-Duty Bus	1	EA	Marquette County Transit Authority	2020	\$294,362.45	10	No
Vehicles	Revenue Vehicles	Vans, Cutaways and Autos	Medium-Duty Bus	1	EA	Marquette County Transit Authority	2020	\$294,362.45	10	No
Vehicles	Revenue Vehicles	Vans, Cutaways and Autos	Medium-Duty Bus	1	EA	Marquette County Transit Authority	2020	\$294,362.45	10	No

Asset Category	Sub-Category	Asset Class	Asset Name	Quantity	Units	Transit System	Year Acquired	Replacement Value	Useful Life Benchmark	At or Past Useful Life Benchmark
Vehicles	Revenue Vehicles	Vans, Cutaways and Autos	Medium-Duty Bus	1	EA	Marquette County Transit Authority	2020	\$294,362.45	10	No
Vehicles	Revenue Vehicles	Vans, Cutaways and Autos	Medium-Duty Bus	1	EA	Marquette County Transit Authority	2020	\$294,362.45	10	No
Vehicles	Revenue Vehicles	Vans, Cutaways and Autos	Medium-Duty Bus	1	EA	Marquette County Transit Authority	2020	\$294,362.45	10	No
Vehicles	Revenue Vehicles	Vans, Cutaways and Autos	Medium-Duty Bus	1	EA	Marquette County Transit Authority	2020	\$294,362.45	10	No
Vehicles	Revenue Vehicles	Vans, Cutaways and Autos	Medium-Duty Bus	1	EA	Marquette County Transit Authority	2020	\$294,362.45	10	No
Vehicles	Revenue Vehicles	Vans, Cutaways and Autos	Medium-Duty Bus	1	EA	Mecosta Osceola Transit Authority	2013	\$294,362.45	10	No
Vehicles	Revenue Vehicles	Vans, Cutaways and Autos	Medium-Duty Bus	1	EA	Mecosta Osceola Transit Authority	2014	\$294,362.45	10	No
Vehicles	Revenue Vehicles	Vans, Cutaways and Autos	Medium-Duty Bus	1	EA	Mecosta Osceola Transit Authority	2014	\$294,362.45	10	No
Vehicles	Revenue Vehicles	Vans, Cutaways and Autos	Medium-Duty Bus	1	EA	Mecosta Osceola Transit Authority	2014	\$294,362.45	10	No
Vehicles	Revenue Vehicles	Vans, Cutaways and Autos	Medium-Duty Bus	1	EA	Mecosta Osceola Transit Authority	2015	\$294,362.45	10	No
Vehicles	Revenue Vehicles	Vans, Cutaways and Autos	Medium-Duty Bus	1	EA	Mecosta Osceola Transit Authority	2015	\$294,362.45	10	No
Vehicles	Revenue Vehicles	Vans, Cutaways and Autos	Medium-Duty Bus	1	EA	Mecosta Osceola Transit Authority	2017	\$294,362.45	10	No
Vehicles	Revenue Vehicles	Vans, Cutaways and Autos	Medium-Duty Bus	1	EA	Otsego County Bus System	2011	\$294,362.45	10	Yes
Vehicles	Revenue Vehicles	Vans, Cutaways and Autos	Medium-Duty Bus	1	EA	Otsego County Bus System	2011	\$294,362.45	10	Yes
Vehicles	Revenue Vehicles	Vans, Cutaways and Autos	Medium-Duty Bus	1	EA	Otsego County Bus System	2012	\$294,362.45	10	Yes
Vehicles	Revenue Vehicles	Vans, Cutaways and Autos	Medium-Duty Bus	1	EA	Otsego County Bus System	2012	\$294,362.45	10	Yes
Vehicles	Revenue Vehicles	Vans, Cutaways and Autos	Medium-Duty Bus	1	EA	Otsego County Bus System	2012	\$294,362.45	10	Yes
Vehicles	Revenue Vehicles	Vans, Cutaways and Autos	Medium-Duty Bus	1	EA	Otsego County Bus System	2018	\$294,362.45	10	No
Vehicles	Revenue Vehicles	Vans, Cutaways and Autos	Medium-Duty Bus	1	EA	Otsego County Bus System	2018	\$294,362.45	10	No
Vehicles	Revenue Vehicles	Vans, Cutaways and Autos	Medium-Duty Bus	1	EA	Otsego County Bus System	2018	\$294,362.45	10	No
Vehicles	Revenue Vehicles	Vans, Cutaways and Autos	Medium-Duty Bus	1	EA	Otsego County Bus System	2018	\$294,362.45	10	No
Vehicles	Revenue Vehicles	Vans, Cutaways and Autos	Medium-Duty Bus	1	EA	Otsego County Bus System	2018	\$294,362.45	10	No

Asset Category	Sub-Category	Asset Class	Asset Name	Quantity	Units	Transit System	Year Acquired	Replacement Value	Useful Life Benchmark	At or Past Useful Life Benchmark
Vehicles	Revenue Vehicles	Vans, Cutaways and Autos	Medium-Duty Bus	1	EA	Otsego County Bus System	2019	\$294,362.45	10	No
Vehicles	Revenue Vehicles	Vans, Cutaways and Autos	Medium-Duty Bus	1	EA	Otsego County Bus System	2019	\$294,362.45	10	No
Vehicles	Revenue Vehicles	Vans, Cutaways and Autos	Medium-Duty Bus	1	EA	Otsego County Bus System	2019	\$294,362.45	10	No
Vehicles	Revenue Vehicles	Vans, Cutaways and Autos	Medium-Duty Bus	1	EA	Otsego County Bus System	2019	\$294,362.45	10	No
Vehicles	Revenue Vehicles	Vans, Cutaways and Autos	Medium-Duty Bus	1	EA	Peoples Express	2014	\$294,362.45	10	No
Vehicles	Revenue Vehicles	Vans, Cutaways and Autos	Medium-Duty Bus	1	EA	Peoples Express	2015	\$294,362.45	10	No
Vehicles	Revenue Vehicles	Vans, Cutaways and Autos	Medium-Duty Bus	1	EA	Peoples Express	2018	\$294,362.45	10	No
Vehicles	Revenue Vehicles	Vans, Cutaways and Autos	Medium-Duty Bus	1	EA	Peoples Express	2019	\$294,362.45	10	No
Vehicles	Revenue Vehicles	Vans, Cutaways and Autos	Medium-Duty Bus	1	EA	Peoples Express	2021	\$294,362.45	10	No
Vehicles	Revenue Vehicles	Vans, Cutaways and Autos	Medium-Duty Bus	1	EA	Pioneer Resources - Muskegon	2014	\$294,362.45	10	No
Vehicles	Revenue Vehicles	Vans, Cutaways and Autos	Medium-Duty Bus	1	EA	Pioneer Resources - Muskegon	2014	\$294,362.45	10	No
Vehicles	Revenue Vehicles	Vans, Cutaways and Autos	Medium-Duty Bus	1	EA	Pioneer Resources - Muskegon	2014	\$294,362.45	10	No
Vehicles	Revenue Vehicles	Vans, Cutaways and Autos	Medium-Duty Bus	1	EA	Pioneer Resources - Muskegon	2014	\$294,362.45	10	No
Vehicles	Revenue Vehicles	Vans, Cutaways and Autos	Medium-Duty Bus	1	EA	Pioneer Resources - Muskegon	2016	\$294,362.45	10	No
Vehicles	Revenue Vehicles	Vans, Cutaways and Autos	Medium-Duty Bus	1	EA	Pioneer Resources - Muskegon	2016	\$294,362.45	10	No
Vehicles	Revenue Vehicles	Vans, Cutaways and Autos	Medium-Duty Bus	1	EA	Pioneer Resources - Muskegon	2016	\$294,362.45	10	No
Vehicles	Revenue Vehicles	Vans, Cutaways and Autos	Medium-Duty Bus	1	EA	Pioneer Resources - Muskegon	2016	\$294,362.45	10	No
Vehicles	Revenue Vehicles	Vans, Cutaways and Autos	Medium-Duty Bus	1	EA	Pioneer Resources - Muskegon	2016	\$294,362.45	10	No
Vehicles	Revenue Vehicles	Vans, Cutaways and Autos	Medium-Duty Bus	1	EA	Pioneer Resources - Muskegon	2016	\$294,362.45	10	No
Vehicles	Revenue Vehicles	Vans, Cutaways and Autos	Medium-Duty Bus	1	EA	Pioneer Resources - Muskegon	2016	\$294,362.45	10	No
Vehicles	Revenue Vehicles	Vans, Cutaways and Autos	Medium-Duty Bus	1	EA	Pioneer Resources - Muskegon	2018	\$294,362.45	10	No
Vehicles	Revenue Vehicles	Vans, Cutaways and Autos	Medium-Duty Bus	1	EA	Pioneer Resources - Muskegon	2018	\$294,362.45	10	No



Asset Category	Sub-Category	Asset Class	Asset Name	Quantity	Units	Transit System	Year Acquired	Replacement Value	Useful Life Benchmark	At or Past Useful Life Benchmark
Vehicles	Revenue Vehicles	Vans, Cutaways and Autos	Medium-Duty Bus	1	EA	Pioneer Resources - Muskegon	2018	\$294,362.45	10	No
Vehicles	Revenue Vehicles	Vans, Cutaways and Autos	Medium-Duty Bus	1	EA	Pioneer Resources - Muskegon	2018	\$294,362.45	10	No
Vehicles	Revenue Vehicles	Vans, Cutaways and Autos	Medium-Duty Bus	1	EA	Pioneer Resources - Muskegon	2018	\$294,362.45	10	No
Vehicles	Revenue Vehicles	Vans, Cutaways and Autos	Medium-Duty Bus	1	EA	Pioneer Resources - Muskegon	2018	\$294,362.45	10	No
Vehicles	Revenue Vehicles	Vans, Cutaways and Autos	Medium-Duty Bus	1	EA	Roscommon County Transportation Authority	2019	\$294,362.45	10	No
Vehicles	Revenue Vehicles	Vans, Cutaways and Autos	Medium-Duty Bus	1	EA	Roscommon County Transportation Authority	2019	\$294,362.45	10	No
Vehicles	Revenue Vehicles	Vans, Cutaways and Autos	Medium-Duty Bus	1	EA	Sanilac Transit Authority Regional Services	2006	\$294,362.45	10	Yes
Vehicles	Revenue Vehicles	Vans, Cutaways and Autos	Medium-Duty Bus	1	EA	Sanilac Transit Authority Regional Services	2009	\$294,362.45	10	Yes
Vehicles	Revenue Vehicles	Vans, Cutaways and Autos	Medium-Duty Bus	1	EA	Sanilac Transit Authority Regional Services	2009	\$294,362.45	10	Yes
Vehicles	Revenue Vehicles	Vans, Cutaways and Autos	Medium-Duty Bus	1	EA	Sanilac Transit Authority Regional Services	2009	\$294,362.45	10	Yes
Vehicles	Revenue Vehicles	Vans, Cutaways and Autos	Medium-Duty Bus	1	EA	Sanilac Transit Authority Regional Services	2010	\$294,362.45	10	Yes
Vehicles	Revenue Vehicles	Vans, Cutaways and Autos	Medium-Duty Bus	1	EA	Sanilac Transit Authority Regional Services	2010	\$294,362.45	10	Yes
Vehicles	Revenue Vehicles	Vans, Cutaways and Autos	Medium-Duty Bus	1	EA	Sanilac Transit Authority Regional Services	2010	\$294,362.45	10	Yes
Vehicles	Revenue Vehicles	Vans, Cutaways and Autos	Medium-Duty Bus	1	EA	Sanilac Transit Authority Regional Services	2010	\$294,362.45	10	Yes
Vehicles	Revenue Vehicles	Vans, Cutaways and Autos	Medium-Duty Bus	1	EA	Sanilac Transit Authority Regional Services	2010	\$294,362.45	10	Yes
Vehicles	Revenue Vehicles	Vans, Cutaways and Autos	Medium-Duty Bus	1	EA	Sanilac Transit Authority Regional Services	2010	\$294,362.45	10	Yes
Vehicles	Revenue Vehicles	Vans, Cutaways and Autos	Medium-Duty Bus	1	EA	Sanilac Transit Authority Regional Services	2010	\$294,362.45	10	Yes
Vehicles	Revenue Vehicles	Vans, Cutaways and Autos	Medium-Duty Bus	1	EA	Sanilac Transit Authority Regional Services	2012	\$294,362.45	10	Yes
Vehicles	Revenue Vehicles	Vans, Cutaways and Autos	Medium-Duty Bus	1	EA	Sanilac Transit Authority Regional Services	2013	\$294,362.45	10	No
Vehicles	Revenue Vehicles	Vans, Cutaways and Autos	Medium-Duty Bus	1	EA	Sanilac Transit Authority Regional Services	2013	\$294,362.45	10	No
Vehicles	Revenue Vehicles	Vans, Cutaways and Autos	Medium-Duty Bus	1	EA	Sanilac Transit Authority Regional Services	2019	\$294,362.45	10	No



Asset Category	Sub-Category	Asset Class	Asset Name	Quantity	Units	Transit System	Year Acquired	Replacement Value	Useful Life Benchmark	At or Past Useful Life Benchmark
Vehicles	Revenue Vehicles	Vans, Cutaways and Autos	Medium-Duty Bus	1	EA	Schoolcraft County Transit Authority	2012	\$294,362.45	10	Yes
Vehicles	Revenue Vehicles	Vans, Cutaways and Autos	Medium-Duty Bus	1	EA	St. Joseph County Transportation Authority	2012	\$294,362.45	10	Yes
Vehicles	Revenue Vehicles	Vans, Cutaways and Autos	Medium-Duty Bus	1	EA	St. Joseph County Transportation Authority	2015	\$294,362.45	10	No
Vehicles	Revenue Vehicles	Vans, Cutaways and Autos	Medium-Duty Bus	1	EA	Thunder Bay Transportation Authority	2009	\$294,362.45	10	Yes
Vehicles	Revenue Vehicles	Vans, Cutaways and Autos	Medium-Duty Bus	1	EA	Thunder Bay Transportation Authority	2009	\$294,362.45	10	Yes
Vehicles	Revenue Vehicles	Vans, Cutaways and Autos	Medium-Duty Bus	1	EA	Thunder Bay Transportation Authority	2009	\$294,362.45	10	Yes
Vehicles	Revenue Vehicles	Vans, Cutaways and Autos	Medium-Duty Bus	1	EA	Thunder Bay Transportation Authority	2010	\$294,362.45	10	Yes
Vehicles	Revenue Vehicles	Vans, Cutaways and Autos	Medium-Duty Bus	1	EA	Thunder Bay Transportation Authority	2010	\$294,362.45	10	Yes
Vehicles	Revenue Vehicles	Vans, Cutaways and Autos	Medium-Duty Bus	1	EA	Thunder Bay Transportation Authority	2010	\$294,362.45	10	Yes
Vehicles	Revenue Vehicles	Vans, Cutaways and Autos	Medium-Duty Bus	1	EA	Thunder Bay Transportation Authority	2010	\$294,362.45	10	Yes
Vehicles	Revenue Vehicles	Vans, Cutaways and Autos	Medium-Duty Bus	1	EA	Thunder Bay Transportation Authority	2012	\$294,362.45	10	Yes
Vehicles	Revenue Vehicles	Vans, Cutaways and Autos	Medium-Duty Bus	1	EA	Thunder Bay Transportation Authority	2012	\$294,362.45	10	Yes
Vehicles	Revenue Vehicles	Vans, Cutaways and Autos	Medium-Duty Bus	1	EA	Thunder Bay Transportation Authority	2012	\$294,362.45	10	Yes
Vehicles	Revenue Vehicles	Vans, Cutaways and Autos	Medium-Duty Bus	1	EA	Thunder Bay Transportation Authority	2012	\$294,362.45	10	Yes
Vehicles	Revenue Vehicles	Vans, Cutaways and Autos	Medium-Duty Bus	1	EA	Thunder Bay Transportation Authority	2012	\$294,362.45	10	Yes
Vehicles	Revenue Vehicles	Vans, Cutaways and Autos	Medium-Duty Bus	1	EA	Thunder Bay Transportation Authority	2012	\$294,362.45	10	Yes
Vehicles	Revenue Vehicles	Vans, Cutaways and Autos	Medium-Duty Bus	1	EA	Thunder Bay Transportation Authority	2012	\$294,362.45	10	Yes
Vehicles	Revenue Vehicles	Vans, Cutaways and Autos	Medium-Duty Bus	1	EA	Thunder Bay Transportation Authority	2012	\$294,362.45	10	Yes
Vehicles	Revenue Vehicles	Vans, Cutaways and Autos	Medium-Duty Bus	1	EA	Thunder Bay Transportation Authority	2014	\$294,362.45	10	No
Vehicles	Revenue Vehicles	Vans, Cutaways and Autos	Medium-Duty Bus	1	EA	Thunder Bay Transportation Authority	2016	\$294,362.45	10	No

Asset Category	Sub-Category	Asset Class	Asset Name	Quantity	Units	Transit System	Year Acquired	Replacement Value	Useful Life Benchmark	At or Past Useful Life Benchmark
Vehicles	Revenue Vehicles	Vans, Cutaways and Autos	Medium-Duty Bus	1	EA	Yates Township	2015	\$294,362.45	10	No
Vehicles	Revenue Vehicles	Vans, Cutaways and Autos	Medium-Duty Bus	1	EA	Yates Township	2016	\$294,362.45	10	No
Vehicles	Revenue Vehicles	Vans, Cutaways and Autos	Medium-Duty Bus	1	EA	Yates Township	2016	\$294,362.45	10	No
Vehicles	Revenue Vehicles	Vans, Cutaways and Autos	Medium-Duty Bus	1	EA	Yates Township	2016	\$294,362.45	10	No
Vehicles	Revenue Vehicles	Vans, Cutaways and Autos	Medium-Duty Bus	1	EA	Yates Township	2019	\$294,362.45	10	No
Vehicles	Revenue Vehicles	Vans, Cutaways and Autos	Medium-Duty Bus	1	EA	Yates Township	2020	\$294,362.45	10	No
Vehicles	Revenue Vehicles	Vans, Cutaways and Autos	Medium-Duty Bus	1	EA	Yates Township	2020	\$294,362.45	10	No
Vehicles	Revenue Vehicles	Vans, Cutaways and Autos	Medium-Duty Bus	1	EA	Yates Township	2020	\$294,362.45	10	No
Vehicles	Revenue Vehicles	Vans, Cutaways and Autos	Medium-Duty Bus	1	EA	Yates Township	2021	\$294,362.45	10	No
Vehicles	Revenue Vehicles	Vans, Cutaways and Autos	Mini-Van	1	EA	Arenac Public Transit Authority	2019	\$41,198.71	7	No
Vehicles	Revenue Vehicles	Vans, Cutaways and Autos	Mini-Van	1	EA	Arenac Public Transit Authority	2018	\$41,198.71	7	No
Vehicles	Revenue Vehicles	Vans, Cutaways and Autos	Mini-Van	1	EA	Cadillac/Wexford Transit Authority	2019	\$41,198.71	7	No
Vehicles	Revenue Vehicles	Vans, Cutaways and Autos	Mini-Van	1	EA	Clinton Area Transit System	2019	\$41,198.71	7	No
Vehicles	Revenue Vehicles	Vans, Cutaways and Autos	Mini-Van	1	EA	Eastern U.P. Transportation Authority	2013	\$30,000.00	5	Yes
Vehicles	Revenue Vehicles	Vans, Cutaways and Autos	Mini-Van	1	EA	Eastern U.P. Transportation Authority	2019	\$41,198.71	7	No
Vehicles	Revenue Vehicles	Vans, Cutaways and Autos	Mini-Van	1	EA	Eastern U.P. Transportation Authority	2020	\$41,198.71	7	No
Vehicles	Revenue Vehicles	Vans, Cutaways and Autos	Mini-Van	1	EA	Isabella County Transportation Commission	2007	\$26,400.00	4	Yes
Vehicles	Revenue Vehicles	Vans, Cutaways and Autos	Mini-Van	1	EA	Key Opportunities	2020	\$41,198.71	7	No
Vehicles	Revenue Vehicles	Vans, Cutaways and Autos	Mini-Van	1	EA	Marquette County Transit Authority	2020	\$41,198.71	7	No
Vehicles	Revenue Vehicles	Vans, Cutaways and Autos	Mini-Van	1	EA	Marquette County Transit Authority	2020	\$41,198.71	7	No
Vehicles	Revenue Vehicles	Vans, Cutaways and Autos	Mini-Van	1	EA	Peoples Express	2018	\$41,198.71	7	No
Vehicles	Revenue Vehicles	Vans, Cutaways and Autos	Mini-Van	1	EA	Peoples Express	2019	\$41,198.71	7	No

Asset Category	Sub-Category	Asset Class	Asset Name	Quantity	Units	Transit System	Year Acquired	Replacement Value	Useful Life Benchmark	At or Past Useful Life Benchmark
Vehicles	Revenue Vehicles	Vans, Cutaways and Autos	Mini-Van	1	EA	Peoples Express	2019	\$41,198.71	7	No
Vehicles	Revenue Vehicles	Vans, Cutaways and Autos	Mini-Van	1	EA	Pioneer Resources - Muskegon	2018	\$24,000.00	3	Yes
Vehicles	Revenue Vehicles	Vans, Cutaways and Autos	Mini-Van	1	EA	Pioneer Resources - Muskegon	2018	\$24,000.00	3	Yes
Vehicles	Revenue Vehicles	Vans, Cutaways and Autos	Raised Roof Van	1	EA	Alger Transit Authority	2016	\$77,522.24	7	No
Vehicles	Revenue Vehicles	Vans, Cutaways and Autos	Raised Roof Van	1	EA	Alger Transit Authority	2018	\$77,522.24	7	No
Vehicles	Revenue Vehicles	Vans, Cutaways and Autos	Raised Roof Van	1	EA	Alger Transit Authority	2019	\$77,522.24	7	No
Vehicles	Revenue Vehicles	Vans, Cutaways and Autos	Raised Roof Van	1	EA	Alger Transit Authority	2020	\$77,522.24	7	No
Vehicles	Revenue Vehicles	Vans, Cutaways and Autos	Raised Roof Van	1	EA	Alger Transit Authority	2020	\$77,522.24	7	No
Vehicles	Revenue Vehicles	Vans, Cutaways and Autos	Raised Roof Van	1	EA	Alger Transit Authority	2020	\$77,522.24	7	No
Vehicles	Revenue Vehicles	Vans, Cutaways and Autos	Raised Roof Van	1	EA	Alger Transit Authority	2021	\$77,522.24	7	No
Vehicles	Revenue Vehicles	Vans, Cutaways and Autos	Raised Roof Van	1	EA	Alger Transit Authority	2021	\$77,522.24	7	No
Vehicles	Revenue Vehicles	Vans, Cutaways and Autos	Raised Roof Van	1	EA	Allegan County Transportation	2019	\$77,522.24	7	No
Vehicles	Revenue Vehicles	Vans, Cutaways and Autos	Raised Roof Van	1	EA	Alma Transit Center	2020	\$77,522.24	7	No
Vehicles	Revenue Vehicles	Vans, Cutaways and Autos	Raised Roof Van	1	EA	Alma Transit Center	2020	\$77,522.24	7	No
Vehicles	Revenue Vehicles	Vans, Cutaways and Autos	Raised Roof Van	1	EA	Arenac Public Transit Authority	2020	\$77,522.24	7	No
Vehicles	Revenue Vehicles	Vans, Cutaways and Autos	Raised Roof Van	1	EA	Arenac Public Transit Authority	2019	\$77,522.24	7	No
Vehicles	Revenue Vehicles	Vans, Cutaways and Autos	Raised Roof Van	1	EA	Baraga/Houghton/Keweenaw CAA	2019	\$77,522.24	7	No
Vehicles	Revenue Vehicles	Vans, Cutaways and Autos	Raised Roof Van	1	EA	Barry County Transit	2020	\$77,522.24	7	No
Vehicles	Revenue Vehicles	Vans, Cutaways and Autos	Raised Roof Van	1	EA	Bay Area Transportation Authority	2020	\$77,522.24	7	No
Vehicles	Revenue Vehicles	Vans, Cutaways and Autos	Raised Roof Van	1	EA	Benzie Transportation Authority	2021	\$77,522.24	7	No
Vehicles	Revenue Vehicles	Vans, Cutaways and Autos	Raised Roof Van	1	EA	Benzie Transportation Authority	2021	\$77,522.24	7	No
Vehicles	Revenue Vehicles	Vans, Cutaways and Autos	Raised Roof Van	1	EA	Cass County Transportation Authority	2020	\$77,522.24	7	No

Asset Category	Sub-Category	Asset Class	Asset Name	Quantity	Units	Transit System	Year Acquired	Replacement Value	Useful Life Benchmark	At or Past Useful Life Benchmark
Vehicles	Revenue Vehicles	Vans, Cutaways and Autos	Raised Roof Van	1	EA	Cass County Transportation Authority	2021	\$77,522.24	7	No
Vehicles	Revenue Vehicles	Vans, Cutaways and Autos	Raised Roof Van	1	EA	Charlevoix County Public Transportation	2019	\$77,522.24	7	No
Vehicles	Revenue Vehicles	Vans, Cutaways and Autos	Raised Roof Van	1	EA	Charlevoix County Public Transportation	2019	\$77,522.24	7	No
Vehicles	Revenue Vehicles	Vans, Cutaways and Autos	Raised Roof Van	1	EA	Charlevoix County Public Transportation	2021	\$77,522.24	7	No
Vehicles	Revenue Vehicles	Vans, Cutaways and Autos	Raised Roof Van	1	EA	Charlevoix County Public Transportation	2021	\$77,522.24	7	No
Vehicles	Revenue Vehicles	Vans, Cutaways and Autos	Raised Roof Van	1	EA	Charlevoix County Public Transportation	2021	\$77,522.24	7	No
Vehicles	Revenue Vehicles	Vans, Cutaways and Autos	Raised Roof Van	1	EA	Charlevoix County Public Transportation	2021	\$77,522.24	7	No
Vehicles	Revenue Vehicles	Vans, Cutaways and Autos	Raised Roof Van	1	EA	Community Action	2020	\$77,522.24	7	No
Vehicles	Revenue Vehicles	Vans, Cutaways and Autos	Raised Roof Van	1	EA	Community Action	2021	\$77,522.24	7	No
Vehicles	Revenue Vehicles	Vans, Cutaways and Autos	Raised Roof Van	1	EA	Delta Area Transit Authority	2020	\$77,522.24	7	No
Vehicles	Revenue Vehicles	Vans, Cutaways and Autos	Raised Roof Van	1	EA	Eastern U.P. Transportation Authority	2021	\$77,522.24	7	No
Vehicles	Revenue Vehicles	Vans, Cutaways and Autos	Raised Roof Van	1	EA	Eastern U.P. Transportation Authority	2021	\$77,522.24	7	No
Vehicles	Revenue Vehicles	Vans, Cutaways and Autos	Raised Roof Van	1	EA	Friendship Center of Emmet County	2020	\$77,522.24	7	No
Vehicles	Revenue Vehicles	Vans, Cutaways and Autos	Raised Roof Van	1	EA	Friendship Center of Emmet County	2020	\$77,522.24	7	No
Vehicles	Revenue Vehicles	Vans, Cutaways and Autos	Raised Roof Van	1	EA	Friendship Center of Emmet County	2020	\$77,522.24	7	No
Vehicles	Revenue Vehicles	Vans, Cutaways and Autos	Raised Roof Van	1	EA	Greenville Transit	2021	\$77,522.24	7	No
Vehicles	Revenue Vehicles	Vans, Cutaways and Autos	Raised Roof Van	1	EA	Houghton Motor Transit Line	2020	\$77,522.24	7	No
Vehicles	Revenue Vehicles	Vans, Cutaways and Autos	Raised Roof Van	1	EA	Houghton Motor Transit Line	2020	\$77,522.24	7	No
Vehicles	Revenue Vehicles	Vans, Cutaways and Autos	Raised Roof Van	1	EA	Houghton Motor Transit Line	2021	\$77,522.24	7	No
Vehicles	Revenue Vehicles	Vans, Cutaways and Autos	Raised Roof Van	1	EA	Houghton Motor Transit Line	2021	\$77,522.24	7	No
Vehicles	Revenue Vehicles	Vans, Cutaways and Autos	Raised Roof Van	1	EA	Interurban Transit Authority	2021	\$77,522.24	7	No
Vehicles	Revenue Vehicles	Vans, Cutaways and Autos	Raised Roof Van	1	EA	Interurban Transit Authority	2021	\$77,522.24	7	No



Asset Category	Sub-Category	Asset Class	Asset Name	Quantity	Units	Transit System	Year Acquired	Replacement Value	Useful Life Benchmark	At or Past Useful Life Benchmark
Vehicles	Revenue Vehicles	Vans, Cutaways and Autos	Raised Roof Van	1	EA	Iosco Transit Corporation	20221	\$77,522.24	7	No
Vehicles	Revenue Vehicles	Vans, Cutaways and Autos	Raised Roof Van	1	EA	Iosco Transit Corporation	2021	\$77,522.24	7	No
Vehicles	Revenue Vehicles	Vans, Cutaways and Autos	Raised Roof Van	1	EA	Kalkaska Public Transit Authority	2020	\$77,522.24	7	No
Vehicles	Revenue Vehicles	Vans, Cutaways and Autos	Raised Roof Van	1	EA	Kalkaska Public Transit Authority	2020	\$77,522.24	7	No
Vehicles	Revenue Vehicles	Vans, Cutaways and Autos	Raised Roof Van	1	EA	Key Opportunities	2020	\$77,522.24	7	No
Vehicles	Revenue Vehicles	Vans, Cutaways and Autos	Raised Roof Van	1	EA	Key Opportunities	2021	\$77,522.24	7	No
Vehicles	Revenue Vehicles	Vans, Cutaways and Autos	Raised Roof Van	1	EA	Ludington Mass Transportation Authority	2019	\$77,522.24	7	No
Vehicles	Revenue Vehicles	Vans, Cutaways and Autos	Raised Roof Van	1	EA	Ludington Mass Transportation Authority	2019	\$77,522.24	7	No
Vehicles	Revenue Vehicles	Vans, Cutaways and Autos	Raised Roof Van	1	EA	Ludington Mass Transportation Authority	2019	\$77,522.24	7	No
Vehicles	Revenue Vehicles	Vans, Cutaways and Autos	Raised Roof Van	1	EA	Mecosta Osceola Transit Authority	2020	\$77,522.24	7	No
Vehicles	Revenue Vehicles	Vans, Cutaways and Autos	Raised Roof Van	1	EA	Mecosta Osceola Transit Authority	2020	\$77,522.24	7	No
Vehicles	Revenue Vehicles	Vans, Cutaways and Autos	Raised Roof Van	1	EA	Mecosta Osceola Transit Authority	2020	\$77,522.24	7	No
Vehicles	Revenue Vehicles	Vans, Cutaways and Autos	Raised Roof Van	1	EA	Mecosta Osceola Transit Authority	2020	\$77,522.24	7	No
Vehicles	Revenue Vehicles	Vans, Cutaways and Autos	Raised Roof Van	1	EA	Mecosta Osceola Transit Authority	2020	\$77,522.24	7	No
Vehicles	Revenue Vehicles	Vans, Cutaways and Autos	Raised Roof Van	1	EA	Otsego County Bus System	2021	\$77,522.24	7	No
Vehicles	Revenue Vehicles	Vans, Cutaways and Autos	Raised Roof Van	1	EA	Otsego County Bus System	2021	\$77,522.24	7	No
Vehicles	Revenue Vehicles	Vans, Cutaways and Autos	Raised Roof Van	1	EA	Peoples Express	2019	\$77,522.24	7	No
Vehicles	Revenue Vehicles	Vans, Cutaways and Autos	Raised Roof Van	1	EA	Peoples Express	2019	\$77,522.24	7	No
Vehicles	Revenue Vehicles	Vans, Cutaways and Autos	Raised Roof Van	1	EA	Peoples Express	2019	\$77,522.24	7	No
Vehicles	Revenue Vehicles	Vans, Cutaways and Autos	Raised Roof Van	1	EA	Peoples Express	2019	\$77,522.24	7	No
Vehicles	Revenue Vehicles	Vans, Cutaways and Autos	Raised Roof Van	1	EA	Peoples Express	2019	\$77,522.24	7	No
Vehicles	Revenue Vehicles	Vans, Cutaways and Autos	Raised Roof Van	1	EA	Peoples Express	2021	\$77,522.24	7	No

Asset Category	Sub-Category	Asset Class	Asset Name	Quantity	Units	Transit System	Year Acquired	Replacement Value	Useful Life Benchmark	At or Past Useful Life Benchmark
Vehicles	Revenue Vehicles	Vans, Cutaways and Autos	Raised Roof Van	1	EA	Peoples Express	2021	\$77,522.24	7	No
Vehicles	Revenue Vehicles	Vans, Cutaways and Autos	Raised Roof Van	1	EA	Sanilac Transit Authority Regional Services	2020	\$77,522.24	7	No
Vehicles	Revenue Vehicles	Vans, Cutaways and Autos	Raised Roof Van	1	EA	Sanilac Transit Authority Regional Services	2020	\$77,522.24	7	No
Vehicles	Revenue Vehicles	Vans, Cutaways and Autos	Raised Roof Van	1	EA	Schoolcraft County Transit Authority	2019	\$77,522.24	7	No
Vehicles	Revenue Vehicles	Vans, Cutaways and Autos	Raised Roof Van	1	EA	Schoolcraft County Transit Authority	2019	\$77,522.24	7	No
Vehicles	Revenue Vehicles	Vans, Cutaways and Autos	Raised Roof Van	1	EA	Thunder Bay Transportation Authority	2021	\$77,522.24	7	No
Vehicles	Revenue Vehicles	Vans, Cutaways and Autos	Raised Roof Van	1	EA	Thunder Bay Transportation Authority	2021	\$77,522.24	7	No
Vehicles	Revenue Vehicles	Vans, Cutaways and Autos	Raised Roof Van	1	EA	Thunder Bay Transportation Authority	2021	\$77,522.24	7	No
Vehicles	Revenue Vehicles	Vans, Cutaways and Autos	Super Medium-Duty Bus	1	EA	Antrim County Transit	2011	\$43,200.00	14	No
Vehicles	Revenue Vehicles	Vans, Cutaways and Autos	Super Medium-Duty Bus	1	EA	Antrim County Transit	2011	\$43,200.00	14	No
Vehicles	Revenue Vehicles	Vans, Cutaways and Autos	Super Medium-Duty Bus	1	EA	Antrim County Transit	2011	\$43,200.00	14	No
Vehicles	Revenue Vehicles	Vans, Cutaways and Autos	Super Medium-Duty Bus	1	EA	Antrim County Transit	2011	\$43,200.00	14	No
Vehicles	Revenue Vehicles	Vans, Cutaways and Autos	Super Medium-Duty Bus	1	EA	Barry County Transit	2009	\$43,200.00	14	No
Vehicles	Revenue Vehicles	Vans, Cutaways and Autos	Super Medium-Duty Bus	1	EA	Barry County Transit	2009	\$43,200.00	14	No
Vehicles	Revenue Vehicles	Vans, Cutaways and Autos	Super Medium-Duty Bus	1	EA	Barry County Transit	2009	\$43,200.00	14	No
Vehicles	Revenue Vehicles	Vans, Cutaways and Autos	Super Medium-Duty Bus	1	EA	Barry County Transit	2009	\$43,200.00	14	No
Vehicles	Revenue Vehicles	Vans, Cutaways and Autos	Super Medium-Duty Bus	1	EA	Barry County Transit	2009	\$43,200.00	14	No
Vehicles	Revenue Vehicles	Vans, Cutaways and Autos	Super Medium-Duty Bus	1	EA	Barry County Transit	2009	\$43,200.00	14	No
Vehicles	Revenue Vehicles	Vans, Cutaways and Autos	Super Medium-Duty Bus	1	EA	Bay Area Transportation Authority	2014	\$43,200.00	14	No
Vehicles	Revenue Vehicles	Vans, Cutaways and Autos	Super Medium-Duty Bus	1	EA	Bay Area Transportation Authority	2014	\$43,200.00	14	No
Vehicles	Revenue Vehicles	Vans, Cutaways and Autos	Super Medium-Duty Bus	1	EA	Bay Area Transportation Authority	2018	\$43,200.00	14	No
Vehicles	Revenue Vehicles	Vans, Cutaways and Autos	Super Medium-Duty Bus	1	EA	Bay Area Transportation Authority	2021	\$43,200.00	14	No

Asset Category	Sub-Category	Asset Class	Asset Name	Quantity	Units	Transit System	Year Acquired	Replacement Value	Useful Life Benchmark	At or Past Useful Life Benchmark
Vehicles	Revenue Vehicles	Vans, Cutaways and Autos	Super Medium-Duty Bus	1	EA	Bay Area Transportation Authority	2021	\$43,200.00	14	No
Vehicles	Revenue Vehicles	Vans, Cutaways and Autos	Super Medium-Duty Bus	1	EA	Bay Area Transportation Authority	2011	\$43,200.00	14	No
Vehicles	Revenue Vehicles	Vans, Cutaways and Autos	Super Medium-Duty Bus	1	EA	Bay Area Transportation Authority	2011	\$43,200.00	14	No
Vehicles	Revenue Vehicles	Vans, Cutaways and Autos	Super Medium-Duty Bus	1	EA	Bay Area Transportation Authority	2011	\$43,200.00	14	No
Vehicles	Revenue Vehicles	Vans, Cutaways and Autos	Super Medium-Duty Bus	1	EA	Bay Area Transportation Authority	2010	\$43,200.00	14	No
Vehicles	Revenue Vehicles	Vans, Cutaways and Autos	Super Medium-Duty Bus	1	EA	Bay Area Transportation Authority	2010	\$43,200.00	14	No
Vehicles	Revenue Vehicles	Vans, Cutaways and Autos	Super Medium-Duty Bus	1	EA	Bay Area Transportation Authority	2010	\$43,200.00	14	No
Vehicles	Revenue Vehicles	Vans, Cutaways and Autos	Super Medium-Duty Bus	1	EA	Bay Area Transportation Authority	2010	\$43,200.00	14	No
Vehicles	Revenue Vehicles	Vans, Cutaways and Autos	Super Medium-Duty Bus	1	EA	Bay Area Transportation Authority	2010	\$43,200.00	14	No
Vehicles	Revenue Vehicles	Vans, Cutaways and Autos	Super Medium-Duty Bus	1	EA	Bay Area Transportation Authority	2010	\$43,200.00	14	No
Vehicles	Revenue Vehicles	Vans, Cutaways and Autos	Super Medium-Duty Bus	1	EA	Bay Area Transportation Authority	2014	\$43,200.00	14	No
Vehicles	Revenue Vehicles	Vans, Cutaways and Autos	Super Medium-Duty Bus	1	EA	Bay Area Transportation Authority	2014	\$43,200.00	14	No
Vehicles	Revenue Vehicles	Vans, Cutaways and Autos	Super Medium-Duty Bus	1	EA	Bay Area Transportation Authority	2010	\$43,200.00	14	No
Vehicles	Revenue Vehicles	Vans, Cutaways and Autos	Super Medium-Duty Bus	1	EA	Bay Area Transportation Authority	2010	\$43,200.00	14	No
Vehicles	Revenue Vehicles	Vans, Cutaways and Autos	Super Medium-Duty Bus	1	EA	Bay Area Transportation Authority	2010	\$43,200.00	14	No
Vehicles	Revenue Vehicles	Vans, Cutaways and Autos	Super Medium-Duty Bus	1	EA	Bay Area Transportation Authority	2010	\$43,200.00	14	No
Vehicles	Revenue Vehicles	Vans, Cutaways and Autos	Super Medium-Duty Bus	1	EA	Bay Area Transportation Authority	2010	\$43,200.00	14	No
Vehicles	Revenue Vehicles	Vans, Cutaways and Autos	Super Medium-Duty Bus	1	EA	Bay Area Transportation Authority	2011	\$43,200.00	14	No
Vehicles	Revenue Vehicles	Vans, Cutaways and Autos	Super Medium-Duty Bus	1	EA	Bay Area Transportation Authority	2011	\$43,200.00	14	No
Vehicles	Revenue Vehicles	Vans, Cutaways and Autos	Super Medium-Duty Bus	1	EA	Bay Area Transportation Authority	2011	\$43,200.00	14	No
Vehicles	Revenue Vehicles	Vans, Cutaways and Autos	Super Medium-Duty Bus	1	EA	Bay Area Transportation Authority	2018	\$43,200.00	14	No
Vehicles	Revenue Vehicles	Vans, Cutaways and Autos	Super Medium-Duty Bus	1	EA	Bay Area Transportation Authority	2021	\$43,200.00	14	No
Vehicles	Revenue Vehicles	Vans, Cutaways and Autos	Super Medium-Duty Bus	1	EA	Bay Area Transportation Authority	2021	\$43,200.00	14	No

Asset Category	Sub-Category	Asset Class	Asset Name	Quantity	Units	Transit System	Year Acquired	Replacement Value	Useful Life Benchmark	At or Past Useful Life Benchmark
Vehicles	Revenue Vehicles	Vans, Cutaways and Autos	Super Medium-Duty Bus	1	EA	Cadillac/Wexford Transit Authority	2002	\$43,200.00	14	Yes
Vehicles	Revenue Vehicles	Vans, Cutaways and Autos	Super Medium-Duty Bus	1	EA	Hillsdale Dial-A-Ride	2015	\$43,200.00	14	No
Vehicles	Revenue Vehicles	Vans, Cutaways and Autos	Super Medium-Duty Bus	1	EA	Hillsdale Dial-A-Ride	2015	\$43,200.00	14	No
Vehicles	Revenue Vehicles	Vans, Cutaways and Autos	Super Medium-Duty Bus	1	EA	Huron Transit Corporation	2014	\$43,200.00	14	No
Vehicles	Revenue Vehicles	Vans, Cutaways and Autos	Super Medium-Duty Bus	1	EA	Huron Transit Corporation	2014	\$43,200.00	14	No
Vehicles	Revenue Vehicles	Vans, Cutaways and Autos	Super Medium-Duty Bus	1	EA	Huron Transit Corporation	2014	\$43,200.00	14	No
Vehicles	Revenue Vehicles	Vans, Cutaways and Autos	Super Medium-Duty Bus	1	EA	Huron Transit Corporation	2013	\$43,200.00	14	No
Vehicles	Revenue Vehicles	Vans, Cutaways and Autos	Super Medium-Duty Bus	1	EA	Huron Transit Corporation	2014	\$43,200.00	14	No
Vehicles	Revenue Vehicles	Vans, Cutaways and Autos	Super Medium-Duty Bus	1	EA	Huron Transit Corporation	2016	\$43,200.00	14	No
Vehicles	Revenue Vehicles	Vans, Cutaways and Autos	Super Medium-Duty Bus	1	EA	Huron Transit Corporation	2019	\$43,200.00	14	No
Vehicles	Revenue Vehicles	Vans, Cutaways and Autos	Super Medium-Duty Bus	1	EA	Huron Transit Corporation	2019	\$43,200.00	14	No
Vehicles	Revenue Vehicles	Vans, Cutaways and Autos	Super Medium-Duty Bus	1	EA	Huron Transit Corporation	2013	\$43,200.00	14	No
Vehicles	Revenue Vehicles	Vans, Cutaways and Autos	Super Medium-Duty Bus	1	EA	Huron Transit Corporation	2014	\$43,200.00	14	No
Vehicles	Revenue Vehicles	Vans, Cutaways and Autos	Super Medium-Duty Bus	1	EA	Huron Transit Corporation	2014	\$43,200.00	14	No
Vehicles	Revenue Vehicles	Vans, Cutaways and Autos	Super Medium-Duty Bus	1	EA	Huron Transit Corporation	2014	\$43,200.00	14	No
Vehicles	Revenue Vehicles	Vans, Cutaways and Autos	Super Medium-Duty Bus	1	EA	Huron Transit Corporation	2016	\$43,200.00	14	No
Vehicles	Revenue Vehicles	Vans, Cutaways and Autos	Super Medium-Duty Bus	1	EA	Huron Transit Corporation	2019	\$43,200.00	14	No
Vehicles	Revenue Vehicles	Vans, Cutaways and Autos	Super Medium-Duty Bus	1	EA	Huron Transit Corporation	2019	\$43,200.00	14	No
Vehicles	Revenue Vehicles	Vans, Cutaways and Autos	Super Medium-Duty Bus	1	EA	Isabella County Transportation Commission	2010	\$43,200.00	14	No
Vehicles	Revenue Vehicles	Vans, Cutaways and Autos	Super Medium-Duty Bus	1	EA	Isabella County Transportation Commission	2010	\$43,200.00	14	No
Vehicles	Revenue Vehicles	Vans, Cutaways and Autos	Super Medium-Duty Bus	1	EA	Isabella County Transportation Commission	2012	\$43,200.00	14	No



Asset Category	Sub-Category	Asset Class	Asset Name	Quantity	Units	Transit System	Year Acquired	Replacement Value	Useful Life Benchmark	At or Past Useful Life Benchmark
Vehicles	Revenue Vehicles	Vans, Cutaways and Autos	Super Medium-Duty Bus	1	EA	Isabella County Transportation Commission	2010	\$43,200.00	14	No
Vehicles	Revenue Vehicles	Vans, Cutaways and Autos	Super Medium-Duty Bus	1	EA	Isabella County Transportation Commission	2010	\$43,200.00	14	No
Vehicles	Revenue Vehicles	Vans, Cutaways and Autos	Super Medium-Duty Bus	1	EA	Isabella County Transportation Commission	2012	\$43,200.00	14	No
Vehicles	Revenue Vehicles	Vans, Cutaways and Autos	Super Medium-Duty Bus	1	EA	Kalkaska Public Transit Authority	2011	\$43,200.00	14	No
Vehicles	Revenue Vehicles	Vans, Cutaways and Autos	Super Medium-Duty Bus	1	EA	Kalkaska Public Transit Authority	2015	\$43,200.00	14	No
Vehicles	Revenue Vehicles	Vans, Cutaways and Autos	Super Medium-Duty Bus	1	EA	Kalkaska Public Transit Authority	2019	\$43,200.00	14	No
Vehicles	Revenue Vehicles	Vans, Cutaways and Autos	Super Medium-Duty Bus	1	EA	Kalkaska Public Transit Authority	2019	\$43,200.00	14	No
Vehicles	Revenue Vehicles	Vans, Cutaways and Autos	Super Medium-Duty Bus	1	EA	Kalkaska Public Transit Authority	2019	\$43,200.00	14	No
Vehicles	Revenue Vehicles	Vans, Cutaways and Autos	Super Medium-Duty Bus	1	EA	Kalkaska Public Transit Authority	2019	\$43,200.00	14	No
Vehicles	Revenue Vehicles	Vans, Cutaways and Autos	Super Medium-Duty Bus	1	EA	Kalkaska Public Transit Authority	2019	\$43,200.00	14	No
Vehicles	Revenue Vehicles	Vans, Cutaways and Autos	Super Medium-Duty Bus	1	EA	Kalkaska Public Transit Authority	2011	\$43,200.00	14	No
Vehicles	Revenue Vehicles	Vans, Cutaways and Autos	Super Medium-Duty Bus	1	EA	Kalkaska Public Transit Authority	2015	\$43,200.00	14	No
Vehicles	Revenue Vehicles	Vans, Cutaways and Autos	Super Medium-Duty Bus	1	EA	Kalkaska Public Transit Authority	2019	\$43,200.00	14	No
Vehicles	Revenue Vehicles	Vans, Cutaways and Autos	Super Medium-Duty Bus	1	EA	Kalkaska Public Transit Authority	2019	\$43,200.00	14	No
Vehicles	Revenue Vehicles	Vans, Cutaways and Autos	Super Medium-Duty Bus	1	EA	Kalkaska Public Transit Authority	2019	\$43,200.00	14	No
Vehicles	Revenue Vehicles	Vans, Cutaways and Autos	Super Medium-Duty Bus	1	EA	Kalkaska Public Transit Authority	2019	\$43,200.00	14	No
Vehicles	Revenue Vehicles	Vans, Cutaways and Autos	Super Medium-Duty Bus	1	EA	Key Opportunities	2010	\$43,200.00	14	No
Vehicles	Revenue Vehicles	Vans, Cutaways and Autos	Super Medium-Duty Bus	1	EA	Key Opportunities	2011	\$43,200.00	14	No
Vehicles	Revenue Vehicles	Vans, Cutaways and Autos	Super Medium-Duty Bus	1	EA	Key Opportunities	2010	\$43,200.00	14	No
Vehicles	Revenue Vehicles	Vans, Cutaways and Autos	Super Medium-Duty Bus	1	EA	Key Opportunities	2011	\$43,200.00	14	No
Vehicles	Revenue Vehicles	Vans, Cutaways and Autos	Super Medium-Duty Bus	1	EA	Manistee County Transportation, Inc.	2001	\$43,200.00	14	Yes



Asset Category	Sub-Category	Asset Class	Asset Name	Quantity	Units	Transit System	Year Acquired	Replacement Value	Useful Life Benchmark	At or Past Useful Life Benchmark
Vehicles	Revenue Vehicles	Vans, Cutaways and Autos	Super Medium-Duty Bus	1	EA	Pioneer Resources - Muskegon	2014	\$43,200.00	14	No
Vehicles	Revenue Vehicles	Vans, Cutaways and Autos	Super Medium-Duty Bus	1	EA	Pioneer Resources - Muskegon	2014	\$43,200.00	14	No
Vehicles	Revenue Vehicles	Vans, Cutaways and Autos	Super Medium-Duty Bus	1	EA	Pioneer Resources - Muskegon	2014	\$43,200.00	14	No
Vehicles	Revenue Vehicles	Vans, Cutaways and Autos	Super Medium-Duty Bus	1	EA	Pioneer Resources - Muskegon	2014	\$43,200.00	14	No
Vehicles	Revenue Vehicles	Vans, Cutaways and Autos	Super Medium-Duty Bus	1	EA	Pioneer Resources - Muskegon	2014	\$43,200.00	14	No
Vehicles	Revenue Vehicles	Vans, Cutaways and Autos	Super Medium-Duty Bus	1	EA	Pioneer Resources - Muskegon	2014	\$43,200.00	14	No
Vehicles	Revenue Vehicles	Vans, Cutaways and Autos	Super Medium-Duty Bus	1	EA	Pioneer Resources - Muskegon	2014	\$43,200.00	14	No
Vehicles	Revenue Vehicles	Vans, Cutaways and Autos	Super Medium-Duty Bus	1	EA	Pioneer Resources - Muskegon	2014	\$43,200.00	14	No
Vehicles	Revenue Vehicles	Vans, Cutaways and Autos	Super Medium-Duty Bus	1	EA	Pioneer Resources - Muskegon	2014	\$43,200.00	14	No
Vehicles	Revenue Vehicles	Vans, Cutaways and Autos	Super Medium-Duty Bus	1	EA	Pioneer Resources - Muskegon	2014	\$43,200.00	14	No
Vehicles	Revenue Vehicles	Vans, Cutaways and Autos	Super Medium-Duty Bus	1	EA	Pioneer Resources - Muskegon	2014	\$43,200.00	14	No
Vehicles	Revenue Vehicles	Vans, Cutaways and Autos	Super Medium-Duty Bus	1	EA	Pioneer Resources - Muskegon	2014	\$43,200.00	14	No
Vehicles	Revenue Vehicles	Vans, Cutaways and Autos	Super Medium-Duty Bus	1	EA	Pioneer Resources - Muskegon	2014	\$43,200.00	14	No
Vehicles	Revenue Vehicles	Vans, Cutaways and Autos	Super Medium-Duty Bus	1	EA	Pioneer Resources - Muskegon	2014	\$43,200.00	14	No
Vehicles	Revenue Vehicles	Vans, Cutaways and Autos	Super Medium-Duty Bus	1	EA	Thunder Bay Transportation Authority	2016	\$43,200.00	14	No
Vehicles	Revenue Vehicles	Vans, Cutaways and Autos	Super Medium-Duty Bus	1	EA	Thunder Bay Transportation Authority	2016	\$43,200.00	14	No
Vehicles	Revenue Vehicles	Vans, Cutaways and Autos	Super Medium-Duty Bus	1	EA	Thunder Bay Transportation Authority	2016	\$43,200.00	14	No
Vehicles	Revenue Vehicles	Vans, Cutaways and Autos	Super Medium-Duty Bus	1	EA	Thunder Bay Transportation Authority	2016	\$43,200.00	14	No
Vehicles	Revenue Vehicles	Vans, Cutaways and Autos	Super Medium-Duty Bus	1	EA	Thunder Bay Transportation Authority	2016	\$43,200.00	14	No
Vehicles	Revenue Vehicles	Vans, Cutaways and Autos	Super Medium-Duty Bus	1	EA	Thunder Bay Transportation Authority	2016	\$43,200.00	14	No
Vehicles	Revenue Vehicles	Vans, Cutaways and Autos	Super Medium-Duty Bus	1	EA	Thunder Bay Transportation Authority	2016	\$43,200.00	14	No
Vehicles	Revenue Vehicles	Vans, Cutaways and Autos	Super Medium-Duty Bus	1	EA	Thunder Bay Transportation Authority	2016	\$43,200.00	14	No
Vehicles	Revenue Vehicles	Vans, Cutaways and Autos	Super Medium-Duty Bus	1	EA	Yates Township	2011	\$43,200.00	14	No

Asset Category	Sub-Category	Asset Class	Asset Name	Quantity	Units	Transit System	Year Acquired	Replacement Value	Useful Life Benchmark	At or Past Useful Life Benchmark
Vehicles	Revenue Vehicles	Vans, Cutaways and Autos	Super Medium-Duty Bus	1	EA	Yates Township	2011	\$43,200.00	14	No
Vehicles	Revenue Vehicles	Vans, Cutaways and Autos	Super Medium-Duty Bus	1	EA	Yates Township	2011	\$43,200.00	14	No
Vehicles	Revenue Vehicles	Vans, Cutaways and Autos	Super Medium-Duty Bus	1	EA	Yates Township	2011	\$43,200.00	14	No
Vehicles	Revenue Vehicles	Vans, Cutaways and Autos	Super Medium-Duty Bus	1	EA	Yates Township	2011	\$43,200.00	14	No
Vehicles	Revenue Vehicles	Vans, Cutaways and Autos	Super Medium-Duty Bus	1	EA	Yates Township	2011	\$43,200.00	14	No
Vehicles	Revenue Vehicles	Vans, Cutaways and Autos	SUV	1	EA	Arenac Public Transit Authority	2020	\$180,859.34	7	No
Vehicles	Revenue Vehicles	Vans, Cutaways and Autos	SUV	1	EA	Arenac Public Transit Authority	2020	\$180,859.34	7	No
Vehicles	Revenue Vehicles	Vans, Cutaways and Autos	SUV	1	EA	Eastern U.P. Transportation Authority	2021	\$180,859.34	7	No
Vehicles	Revenue Vehicles	Vans, Cutaways and Autos	SUV	1	EA	Eastern U.P. Transportation Authority	2021	\$180,859.34	7	No
Vehicles	Revenue Vehicles	Vans, Cutaways and Autos	SUV	1	EA	Ionia County Commission on Aging	2021	\$180,859.34	7	No
Vehicles	Revenue Vehicles	Vans, Cutaways and Autos	SUV	1	EA	Key Opportunities	2018	\$180,859.34	7	No
Vehicles	Revenue Vehicles	Vans, Cutaways and Autos	SUV	1	EA	Peoples Express	2016	\$180,859.34	7	No
Vehicles	Revenue Vehicles	Vans, Cutaways and Autos	SUV	1	EA	Peoples Express	2016	\$180,859.34	7	No
Vehicles	Revenue Vehicles	Vans, Cutaways and Autos	SUV	1	EA	Peoples Express	2016	\$180,859.34	7	No
Vehicles	Revenue Vehicles	Vans, Cutaways and Autos	SUV	1	EA	Peoples Express	2016	\$180,859.34	7	No
Vehicles	Revenue Vehicles	Vans, Cutaways and Autos	SUV	1	EA	Peoples Express	2016	\$180,859.34	7	No
Vehicles	Revenue Vehicles	Vans, Cutaways and Autos	SUV	1	EA	Peoples Express	2021	\$180,859.34	7	No
Vehicles	Revenue Vehicles	Vans, Cutaways and Autos	SUV	1	EA	Pioneer Resources - Muskegon	2016	\$180,859.34	7	No
Vehicles	Revenue Vehicles	Vans, Cutaways and Autos	SUV	1	EA	Pioneer Resources - Muskegon	2016	\$180,859.34	7	No
Vehicles	Revenue Vehicles	Vans, Cutaways and Autos	SUV	1	EA	Pioneer Resources - Muskegon	2016	\$180,859.34	7	No



Appendix B: All Agencies, Highest Priority Investment Projects (Assets Earning a Score 80 or Above)\*

Asset Category	2023			2024			2025			2026			2027		
	Average Score of Assets with a Score of 80 and Above (High Priority)	% of Assets with a Priority Score 80 and Above	Total Value	Priority Level (Average Score of Assets with a Score of 80 and Above)	% of Total Assets with a Priority Score 80 and Above	Total Value	Priority Level (Average Score of Assets with a Score of 80 and Above)	% of Total Assets with a Priority Score 80 and Above	Total Value	Priority Level (Average Score of Assets with a Score of 80 and Above)	% of Total Assets with a Priority Score 80 and Above	Total Value	Priority Level (Average Score of Assets with a Score of 80 and Above)	% of Total Assets with a Priority Score 80 and Above	Total Value
<b>Facilities</b>	<b>80.59</b>	<b>6.45%</b>	<b>\$96,120.00</b>	<b>80.70</b>	<b>8.26%</b>	<b>\$96,120.00</b>	<b>80.11</b>	<b>1.23%</b>	<b>\$48,000.00</b>	<b>80.21</b>	<b>1.61%</b>	<b>\$63,600.00</b>	<b>80.20</b>	<b>3.31%</b>	<b>\$136,800.00</b>
Buildings	–	–	–	–	–	–	–	–	–	80.35	0.81%	\$15,600.00	80.08	2.48%	\$88,800.00
Equipment	80.59		\$96,120.00	80.70	8.26%	\$96,120.00	80.11	1.23%	\$48,000.00	80.08	0.81%	\$48,000.00	80.58	0.83%	\$48,000.00
Storage Yard	–	–	–	–	–	–	–	–	–	–	–	–	–	–	–
<b>Vehicles</b>	<b>84.88</b>	<b>74.03%</b>	<b>\$18,548,952.47</b>	<b>81.80</b>	<b>78.51%</b>	<b>\$18,506,044.13</b>	<b>81.30</b>	<b>95.06%</b>	<b>\$18,215,762.48</b>	<b>81.18</b>	<b>95.97%</b>	<b>\$28,169,487.85</b>	<b>81.68</b>	<b>94.21%</b>	<b>\$26,945,740.64</b>
Revenue Vehicles	85.76	50%	\$17,009,695.42	81.68	59.50%	\$17,580,846.43	81.35	80.25%	\$17,661,467.79	81.16	89.52%	\$27,853,441.60	81.75	88.43%	\$26,680,094.39
Non-Revenue Vehicles	83.54	23.38%	\$1,539,257.04	82.18	19.83%	\$925,197.70	81.00	14.81%	\$554,294.70	81.52	6.45%	\$316,046.26	80.56	5.79%	\$265,646.26
<b>Systems</b>	<b>82.15</b>	<b>20%</b>	<b>\$519,992.47</b>	<b>81.53</b>	<b>15.70%</b>	<b>\$485,222.45</b>	<b>80.34</b>	<b>3.7%</b>	<b>\$240,308.40</b>	<b>80.64</b>	<b>2.42%</b>	<b>\$307,022.45</b>	<b>80.93</b>	<b>2.48%</b>	<b>\$307,022.45</b>
Comms., ITS; Revenue Collection	82.15	20%	\$519,992.47	81.53	15.70%	\$485,222.45	80.34	3.7%	\$240,308.40	80.64	2.42%	\$307,022.45	80.93	2.48%	\$307,022.45
<b>Total</b>	<b>84.08</b>	<b>0.28%</b>	<b>\$19,165,064.94</b>	<b>81.68</b>	<b>0.22%</b>	<b>\$19,087,386.58</b>	<b>81.25</b>	<b>0.15%</b>	<b>\$18,504,070.88</b>	<b>81.15</b>	<b>0.22%</b>	<b>\$28,540,110.30</b>	<b>81.61</b>	<b>0.22%</b>	<b>\$27,389,563.09</b>

\*Based on a priority score out of 100, the highest scoring category has the most backlog and therefore the greatest need for replacement.

Appendix C: Facility and Vehicle Assets with a Priority Score of 80 and Above and a Condition Rating of 2.5 and Under by Transit Agency (2023)

Transit Agency	Asset ID	Category	Sub-Category	Element	Sub-Element	Quantity	Unit	Year Built	Valuation	Useful Life Benchmark	Priority Score	Condition Rating
Alger Transit Authority	2673	Systems	Communications	Safety and Security	CCTV	1	EA	1982	\$1,861.73	15	83.23	1.27
Alger Transit Authority	2704	Systems	Communications	Safety and Security	CCTV	1	EA	1982	\$1,861.73	15	83.23	1.27
Antrim County Transit	269	Facilities	Equipment	Maintenance	Bus Washer	1	EA	1970	\$480.00	15	80.02	1.13
Antrim County Transit	2081	Facilities	Equipment	Maintenance	Lifts - Fixed	1	EA	1970	\$6,600.00	15	80.02	1.13
Antrim County Transit	2159	Facilities	Equipment	Maintenance	Misc. Equip	1	EA	1970	\$3,600.00	15	80.02	1.13
Antrim County Transit	2162	Facilities	Equipment	Maintenance	Misc. Equip	1	EA	1970	\$1,380.00	15	80.02	1.13
Antrim County Transit	3221	Vehicles	Revenue Vehicles	Vans, Cutaways and Autos	Light-Duty Van	1	EA	2013	\$160,868.49	7	81.28	1.99
Antrim County Transit	3955	Vehicles	Non-Revenue Vehicles	Truck	-	1	EA	2003	\$37,234.69	8	80.28	1.34
Barry County Transit	4000	Vehicles	Non-Revenue Vehicles	Car	-	1	EA	2011	\$44,930.36	4	82.50	1.21
Barry County Transit	2690	Systems	Communications	Safety and Security	CCTV	1	EA	1988	\$1,861.73	15	80.94	1.41
Barry County Transit	2691	Systems	Communications	Safety and Security	CCTV	1	EA	1988	\$1,861.73	15	80.94	1.41
Barry County Transit	2692	Systems	Communications	Safety and Security	CCTV	4	EA	1988	\$7,446.94	15	80.94	1.41
Bay Area Transportation Authority	3342	Vehicles	Revenue Vehicles	Vans, Cutaways and Autos	Medium-Duty Bus	1	EA	2008	\$294,362.45	10	82.55	1.92
Bay Area Transportation Authority	3984	Vehicles	Non-Revenue Vehicles	Truck	-	1	EA	2011	\$62,057.82	4	82.50	1.21
Bay Area Transportation Authority	3214	Vehicles	Revenue Vehicles	Vans, Cutaways and Autos	Light-Duty Van	1	EA	2013	\$134,300.82	7	81.28	1.99
Berrien County	4014	Vehicles	Non-Revenue Vehicles	Truck	-	1	EA	2011	\$36,000.00	4	82.50	1.21

Transit Agency	Asset ID	Category	Sub-Category	Element	Sub-Element	Quantity	Unit	Year Built	Valuation	Useful Life Benchmark	Priority Score	Condition Rating
Branch Area Transit Authority	3962	Vehicles	Non-Revenue Vehicles	Car	-	1	EA	2004	\$36,000.00	6	83.03	1.18
Cadillac/Wexford Transit Authority	3777	Vehicles	Non-Revenue Vehicles	Special	-	1	EA	2007	\$52,800.00	5	83.12	1.17
Cadillac/Wexford Transit Authority	3814	Vehicles	Revenue Vehicles	Vans, Cutaways and Autos	Super Medium-Duty Bus	1	EA	2002	\$43,200.00	14	82.55	1.92
Charlevoix County Public Transportation	2708	Systems	Communications	Safety and Security	CCTV	11	EA	1988	\$19,800.00	15	80.94	1.41
Charlevoix County Public Transportation	2717	Systems	Communications	Safety and Security	CCTV	3	EA	1988	\$5,585.20	15	80.94	1.41
Clare County Transit Corporation	3250	Vehicles	Revenue Vehicles	Vans, Cutaways and Autos	Light-Duty Van	1	EA	2013	\$160,868.49	7	81.28	1.99
Clare County Transit Corporation	4010	Vehicles	Non-Revenue Vehicles	Truck	-	1	EA	2008	\$62,400.00	6	80.28	1.34
Clinton Area Transit System	4001	Vehicles	Non-Revenue Vehicles	Truck	-	1	EA	2010	\$43,200.00	4	83.26	1.17
Clinton Area Transit System	3217	Vehicles	Revenue Vehicles	Vans, Cutaways and Autos	Light-Duty Van	1	EA	2013	\$160,868.49	7	81.28	1.99
Delta Area Transit Authority	3980	Vehicles	Non-Revenue Vehicles	Truck	-	1	EA	2008	\$36,000.00	5	82.50	1.21
Eaton County Transportation Authority	1245	Facilities	Equipment	Maintenance	Fuel Tank	1	EA	15	\$2,280.00	15	82.00	1.00
Eaton County Transportation Authority	1256	Facilities	Equipment	Maintenance	Fuel Tank	1	EA	15	\$2,280.00	15	82.00	1.00
Gladwin - Administrative Facility	2754	Systems	Communications	Radio	-	1	EA	1980	\$120,000.00	15	80.01	1.24
Gladwin City/County Transit	3452	Vehicles	Revenue Vehicles	Vans, Cutaways and Autos	Medium-Duty Bus	1	EA	2009	\$294,362.45	10	80.75	2.01
Gladwin City/County Transit	3453	Vehicles	Revenue Vehicles	Vans, Cutaways and Autos	Medium-Duty Bus	1	EA	2009	\$294,362.45	10	80.75	2.01
Gladwin City/County Transit	3454	Vehicles	Revenue Vehicles	Vans, Cutaways and Autos	Medium-Duty Bus	1	EA	2009	\$294,362.45	10	80.75	2.01

Transit Agency	Asset ID	Category	Sub-Category	Element	Sub-Element	Quantity	Unit	Year Built	Valuation	Useful Life Benchmark	Priority Score	Condition Rating
Greater Lapeer Transportation Authority	3965	Vehicles	Non-Revenue Vehicles	Car	-	1	EA	2009	\$37,200.00	5	81.74	1.26
Houghton Motor Transit Line	3947	Vehicles	Non-Revenue Vehicles	Truck	-	1	EA	2010	\$36,000.00	4	83.26	1.17
Huron Transit Corporation	3484	Vehicles	Revenue Vehicles	Vans, Cutaways and Autos	Medium-Duty Bus	1	EA	2008	\$294,362.45	10	82.55	1.92
Huron Transit Corporation	3994	Vehicles	Non-Revenue Vehicles	Car	-	1	EA	2013	\$36,000.00	4	80.28	1.34
Interurban Transit Authority	2752	Systems	Communications	Radio	-	1	EA	1979	\$600.00	15	80.26	1.23
Iosco Transit Corporation	3515	Vehicles	Revenue Vehicles	Vans, Cutaways and Autos	Medium-Duty Bus	1	EA	2009	\$294,362.45	10	80.75	2.01
Key Opportunities	2746	Systems	Communications	Radio	Transmitter	1	EA	1976	\$120,000.00	15	80.93	1.19
Ludington Mass Transportation Authority	3552	Vehicles	Revenue Vehicles	Vans, Cutaways and Autos	Medium-Duty Bus	1	EA	2008	\$294,362.45	10	82.55	1.92
Manistee County Transportation	2144	Facilities	Equipment	Maintenance	Misc Equip	2242	SF	1960	\$67,260.00	15	80.97	1.07
Manistee County Transportation, Inc.	3205	Vehicles	Revenue Vehicles	Vans, Cutaways and Autos	Heavy-Duty Van	1	EA	2001	\$48,000.00	14	83.73	1.86
Otsego County Bus System	3999	Vehicles	Non-Revenue Vehicles	Truck	-	1	EA	2007	\$33,600.00	5	83.12	1.17
Peoples Express	3102	Vehicles	Revenue Vehicles	Bus	Bus (<30 ft)	1	EA	2009	\$254,673.20	10	80.75	2.01
Peoples Express	3103	Vehicles	Revenue Vehicles	Bus	Bus (<30 ft)	1	EA	2009	\$254,673.20	10	80.75	2.01
Pioneer Resources - Muskegon	3298	Vehicles	Revenue Vehicles	Vans, Cutaways and Autos	Light-Duty Van	1	EA	2013	\$160,868.49	7	81.28	1.99
Pioneer Resources Muskegon	2672	Systems	Communications	Safety and Security	CCTV	1	EA	1988	\$1,861.73	15	80.94	1.41
Pioneer Resources Muskegon	2694	Systems	Communications	Safety and Security	CCTV	1	EA	1988	\$1,861.73	15	80.94	1.41



Transit Agency	Asset ID	Category	Sub-Category	Element	Sub-Element	Quantity	Unit	Year Built	Valuation	Useful Life Benchmark	Priority Score	Condition Rating
Pioneer Resources Muskegon	2705	Systems	Communications	Safety and Security	CCTV	2	EA	1988	\$3,723.47	15	80.94	1.41
Roscommon County Transportation Authority	3957	Vehicles	Non-Revenue Vehicles	Truck	-	1	EA	2008	\$39,717.01	5	82.50	1.21
Sanilac Transit Authority Regional Services	3650	Vehicles	Revenue Vehicles	Vans, Cutaways and Autos	Medium-Duty Bus	1	EA	2009	\$294,362.45	10	80.75	2.01
Sanilac Transit Authority Regional Services	3651	Vehicles	Revenue Vehicles	Vans, Cutaways and Autos	Medium-Duty Bus	1	EA	2009	\$294,362.45	10	80.75	2.01
Sanilac Transit Authority Regional Services	3652	Vehicles	Revenue Vehicles	Vans, Cutaways and Autos	Medium-Duty Bus	1	EA	2009	\$294,362.45	10	80.75	2.01
Schoolcraft County Transit Authority	3309	Vehicles	Revenue Vehicles	Vans, Cutaways and Autos	Light-Duty Van	1	EA	2012	\$160,868.49	7	83.73	1.86
Schoolcraft County Transit Authority	1219	Facilities	Equipment	Maintenance	Fuel Island	1	EA	1980	\$240.00	15	80.11	1.24
Schoolcraft County Transit Authority	2123	Facilities	Equipment	Maintenance	Lifts - Portable	1	EA	1980	\$12,000.00	15	80.11	1.24
Schoolcraft County Transit Authority	2750	Systems	Communications	Radio	Transmitter	1	EA	1980	\$120,000.00	15	80.01	1.24
Shiawassee Area Transportation Agency	3964	Vehicles	Non-Revenue Vehicles	Car	-	1	EA	2013	\$30,000.00	4	80.28	1.34
Thunder Bay Transportation Authority	3668	Vehicles	Revenue Vehicles	Vans, Cutaways and Autos	Medium-Duty Bus	1	EA	2009	\$294,362.45	10	80.75	2.01
Thunder Bay Transportation Authority	3669	Vehicles	Revenue Vehicles	Vans, Cutaways and Autos	Medium-Duty Bus	1	EA	2009	\$294,362.45	10	80.75	2.01
Thunder Bay Transportation Authority	3670	Vehicles	Revenue Vehicles	Vans, Cutaways and Autos	Medium-Duty Bus	1	EA	2009	\$294,362.45	10	80.75	2.01
Van Buren Public Transit	2669	Systems	Communications	Safety and Security	CCTV	1	EA	1987	\$1,861.73	15	81.39	1.38

Transit Agency	Asset ID	Category	Sub-Category	Element	Sub-Element	Quantity	Unit	Year Built	Valuation	Useful Life Benchmark	Priority Score	Condition Rating
Van Buren Public Transit	2685	Systems	Communications	Safety and Security	CCTV	16	EA	1987	\$29,787.75	15	81.39	1.38
Yates Township	2696	Systems	Communications	Safety and Security	CCTV	21	EA	1987	\$37,800.00	15	81.39	1.38
Yates Township	2726	Systems	Communications	Safety and Security	CCTV	4	EA	1987	\$7,446.94	15	81.39	1.38
Yates Township	4018	Vehicles	Non-Revenue Vehicles	Car	-	1	EA	2012	\$30,000.00	4	81.53	1.27

Appendix D: All Agencies, Investment Expenditures by Vehicle Fleet Type Next 10 Years (2022 Dollars)

	2023	2024	2025	2026	2027	2028	2029	2030	2031	2032
<b>Revenue Vehicles</b>	<b>\$11,600,593.85</b>	<b>\$11,796,127.43</b>	<b>\$12,720,146.89</b>	<b>\$13,165,084.37</b>	<b>\$13,671,775.91</b>	<b>\$13,979,381.89</b>	<b>\$13,879,842.76</b>	<b>\$14,837,063.27</b>	<b>\$15,208,249.79</b>	<b>\$15,486,098.12</b>
Bus	\$2,037,385.62	\$1,782,712.42	\$4,584,117.65	\$4,838,790.85	\$5,857,483.66	\$5,348,137.25	\$2,292,058.82	\$7,130,849.67	\$4,329,444.44	\$7,640,196.08
Ferry Boat	\$1,866,582.60	\$0.00	\$0.00	\$0.00	\$0.00	\$0.00	\$0.00	\$0.00	\$0.00	\$0.00
Trolleybus	\$0.00	\$0.00	\$0.00	\$0.00	\$0.00	\$0.00	\$0.00	\$0.00	\$0.00	\$0.00
Vans, Cutaways, and Autos	\$7,696,625.63	\$10,013,415.01	\$8,136,029.24	\$8,326,293.52	\$7,814,292.25	\$8,631,244.64	\$11,587,783.94	\$7,706,213.60	\$10,878,805.35	\$7,845,902.04
<b>Non-Revenue Vehicles</b>	<b>\$864,517.17</b>	<b>\$674,739.88</b>	<b>\$386,294.70</b>	<b>\$266,400.00</b>	<b>\$49,646.26</b>	<b>\$153,600.00</b>	<b>\$374,400.00</b>	<b>\$0.00</b>	<b>\$0.00</b>	<b>\$121,200.00</b>
Car	\$306,000.00	\$235,730.36	\$74,400.00	\$98,400.00	\$0.00	\$76,800.00	\$225,600.00	\$0.00	\$0.00	\$82,800.00
Special	\$0.00	\$52,800.00	\$0.00	\$60,000.00	\$0.00	\$0.00	\$0.00	\$0.00	\$0.00	\$0.00
Truck	\$558,517.17	\$386,209.52	\$311,894.70	\$108,000.00	\$49,646.26	\$76,800.00	\$148,800.00	\$0.00	\$0.00	\$38,400.00
<b>Grand Total</b>	<b>\$12,465,111.02</b>	<b>\$12,470,867.31</b>	<b>\$13,106,441.59</b>	<b>\$13,431,484.37</b>	<b>\$13,721,422.17</b>	<b>\$14,132,981.89</b>	<b>\$14,254,242.76</b>	<b>\$14,837,063.27</b>	<b>\$15,208,249.79</b>	<b>\$15,607,298.12</b>

Appendix E: All Agencies, SGR Next 10 Years (2022 Dollars)

	2023	2024	2025	2026	2027	2028	2029	2030	2031	2032
<b>Vehicle Fleet</b>										
<b>Revenue Vehicles</b>	<b>\$60,920,677.70</b>	<b>\$64,638,658.03</b>	<b>\$70,325,086.22</b>	<b>\$73,473,520.49</b>	<b>\$75,402,583.86</b>	<b>\$87,597,304.99</b>	<b>\$109,938,093.07</b>	<b>\$146,122,391.47</b>	<b>\$142,656,944.68</b>	<b>\$127,739,852.04</b>
Bus	\$22,411,241.83	\$22,920,588.23	\$26,486,013.07	\$27,504,705.88	\$30,051,437.91	\$35,144,901.96	\$56,537,450.98	\$73,600,555.55	\$74,619,248.36	\$66,979,052.28
Ferry Boat	\$0.00	\$0.00	\$0.00	\$0.00	\$0.00	\$0.00	\$0.00	\$1,866,582.60	\$1,866,582.60	\$1,866,582.60
Trolleybus	\$0.00	\$0.00	\$0.00	\$0.00	\$0.00	\$0.00	\$0.00	\$89,983.84	\$89,984.00	\$89,984.00
Vans, Cutaways, and Autos	\$38,509,435.87	\$41,718,069.80	\$43,839,073.15	\$45,968,814.61	\$45,351,145.95	\$52,452,403.03	\$53,400,642.09	\$70,565,269.48	\$66,081,129.72	\$58,804,233.16
<b>Non-Revenue Vehicles</b>	<b>\$2,067,984.41</b>	<b>\$1,897,794.87</b>	<b>\$1,679,500.18</b>	<b>\$1,477,640.31</b>	<b>\$2,287,370.56</b>	<b>\$2,639,158.73</b>	<b>\$2,656,933.56</b>	<b>\$3,105,970.43</b>	<b>\$3,277,228.26</b>	<b>\$3,270,062.95</b>
Car	\$613,730.36	\$675,292.52	\$600,892.52	\$502,492.52	\$734,092.52	\$909,822.87	\$780,222.87	\$883,422.87	\$914,622.87	\$831,822.87
Special	\$151,200.00	\$98,400.00	\$98,400.00	\$38,400.00	\$219,259.34	\$219,259.34	\$272,059.34	\$332,059.34	\$332,059.34	\$332,059.34
Truck	\$1,303,054.05	\$1,124,102.35	\$980,207.66	\$936,747.79	\$1,334,018.70	\$1,510,076.52	\$1,604,651.35	\$1,890,488.22	\$2,030,546.05	\$2,106,180.74
<b>Systems</b>										
Communications; ITS; Revenue Collection	\$2,255,590.45	\$2,010,368.00	\$2,011,934.40	\$2,131,934.40	\$2,063,588.48	\$2,060,184.75	\$1,820,184.75	\$1,820,184.75	\$1,814,723.02	\$1,940,788.22
<b>Facilities</b>										
<b>Facilities</b>	<b>\$15,641,139.60</b>	<b>\$16,368,935.60</b>	<b>\$17,506,147.88</b>	<b>\$19,171,342.48</b>	<b>\$20,619,534.85</b>	<b>\$21,436,115.45</b>	<b>\$22,348,131.84</b>	<b>\$24,218,353.28</b>	<b>\$25,131,115.29</b>	<b>\$26,218,236.20</b>
Buildings	\$3,539,618.63	\$4,361,248.63	\$5,242,678.91	\$6,126,964.17	\$7,047,418.70	\$7,869,310.50	\$8,780,546.89	\$10,656,348.33	\$11,502,510.34	\$12,383,705.73
Equipment	\$12,101,520.97	\$12,007,686.97	\$12,263,468.97	\$13,044,378.31	\$13,572,116.15	\$13,566,804.95	\$13,567,584.95	\$13,562,004.95	\$13,568,604.95	\$13,774,530.47
Storage Yard	\$0.00	\$0.00	\$0.00	\$0.00	\$0.00	\$0.00	\$0.00	\$0.00	\$60,000.00	\$60,000.00
<b>Grand Total</b>	<b>\$80,885,392.16</b>	<b>\$84,915,756.50</b>	<b>\$91,522,668.68</b>	<b>\$96,254,437.68</b>	<b>\$100,373,077.75</b>	<b>\$113,732,763.92</b>	<b>\$136,763,343.22</b>	<b>\$175,266,899.93</b>	<b>\$172,880,011.25</b>	<b>\$159,168,939.41</b>



Appendix F: All Agencies, Percent Replaceable Assets Per Category Exceeding Useful Life Next 10 Years

	2023	2024	2025	2026	2027	2028	2029	2030	2031	2032
<b>Revenue Vehicles</b>	20.95%	23.34%	27.51%	29.90%	33.05%	40.63%	47.19%	58.26%	55.20%	46.85%
<b>Non-Revenue Vehicles</b>	58.82%	52.94%	48.24%	41.18%	57.65%	68.24%	67.06%	76.47%	82.35%	82.35%
<b>Systems</b>	63.54%	46.88%	44.79%	45.83%	44.79%	42.71%	40.63%	40.63%	37.50%	41.67%
<b>Facilities</b>	15.24%	14.99%	16.67%	17.81%	18.80%	18.64%	18.69%	19.60%	19.75%	20.96%
<b>Grand Total</b>	<b>18.93%</b>	<b>18.90%</b>	<b>21.11%</b>	<b>22.43%</b>	<b>24.31%</b>	<b>26.59%</b>	<b>28.40%</b>	<b>32.42%</b>	<b>31.66%</b>	<b>30.17%</b>